


Deloitte.

500TM

Technology Fast 500
2025 NORTH AMERICA

Deloitte.



2025 Technology Fast 500

Recognizing growth and technology advancement

December 2025

Contents

Artificial intelligence

Communications/Networking

Digital content/media/entertainment

Energy & sustainability technology

Fintech

Hardware & semiconductors


Life sciences

Software & services

Technology, media & telecom



About the Deloitte Technology Fast 500



Dedication. Resilience. Growth.

Even though no one can fully predict what's to come, technology plays a key role in helping us tackle the challenges that may come our way. Tech companies' ability to pioneer new ideas and break the mold helps us shape a better tomorrow. And we think these achievements deserve to be recognized.

For more than 30 years, the Deloitte Technology Fast 500 program has recognized fast-growing companies across the technology, life sciences, fintech, and energy tech sectors. Past Fast 500 winners include technology pioneers like Google, eBay, and Salesforce, who have transformed how each of us live, work, and play.

Selection and qualifying criteria

Technology Fast 500 provides a ranking of the fastest-growing technology, media, telecommunications, life sciences, fintech, and energy tech companies. Technology Fast 500 award winners for 2025 were selected based on percentage of fiscal year revenue growth during the period from 2021 to 2024.

To be eligible for Technology Fast 500 recognition, companies must own proprietary intellectual property or proprietary technology, which must be sold to customers in products or services that significantly contributes to the company's operating revenues. Companies must have base-year operating revenues of at least US\$50,000 and current-year operating revenues of at least US\$5 million. Additionally, companies must be in business for a minimum of four years and be headquartered within North America.

This ranking is compiled from applications submitted directly to the Technology Fast 500 website and public company database research conducted by Deloitte LLP.

Program information

To learn more about the Technology Fast 500 program, please register [here](#) to receive email alerts.

To download a copy of 2025 rankings go to: www.Fast500.com.

The top 10

Rank	Company name	Primary industry	% Growth	City	St./Prov.	CEO name
1	Impiricus	Artificial intelligence	29738%	Atlanta	GA	Osama Hashmi
2	Lpt Aperture Holdings	Software & services	29462%	Lake Mary	FL	Robert Palmer
3	Horizon3.ai	Software & services	19939%	San Francisco	CA	Snehal Antani
4	Red Rock Regeneration Inc.	Life Sciences	12166%	Etobicoke	ON	Cameron Clokie
5	Farther	Fintech	11968%	New York	NY	Taylor Matthews
6	JobTread Software	Software & services	11944%	Dallas	TX	Eric Fortenberry
7	Cyera	Software & services	11823%	New York	NY	Yotam Segev
8	Warmly	Artificial intelligence	10460%	Denver	CO	Maximus Greenwald
9	Gierd	Software & services	9651%	Sandpoint	ID	Jordan Sielaff
10	Parafin	Fintech	9594%	San Francisco	CA	Sahill Poddar

By the numbers

Private vs. public

Percentage of companies


80%
private

20%
public




By the numbers (cont.)

3-year growth rate



By the numbers (cont.)

Winners by industry



53%



Software & services

14%



Life sciences

13%



Fintech

7%



Artificial intelligence

5%



Energy & sustainability technology

3%



Digital content/
media/
entertainment

3%




Technology,
media & telecom

1%



Communications/
Networking

1%



Hardware & semiconductors
(including electronic devices)

By the numbers (cont.)

Subsector breakdowns

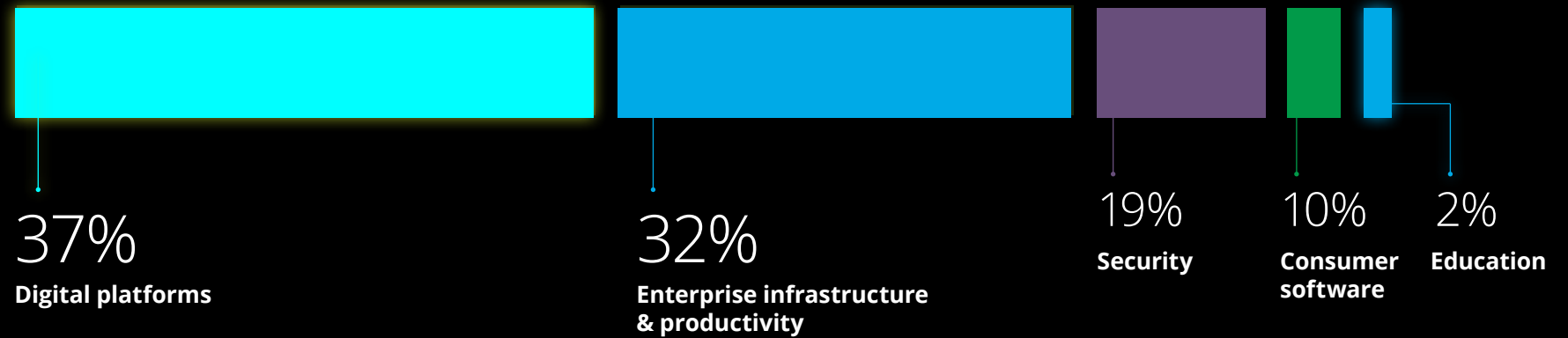


Software & services

Remains the leading industry with

263

Winning companies



Life sciences

Second leading industry with

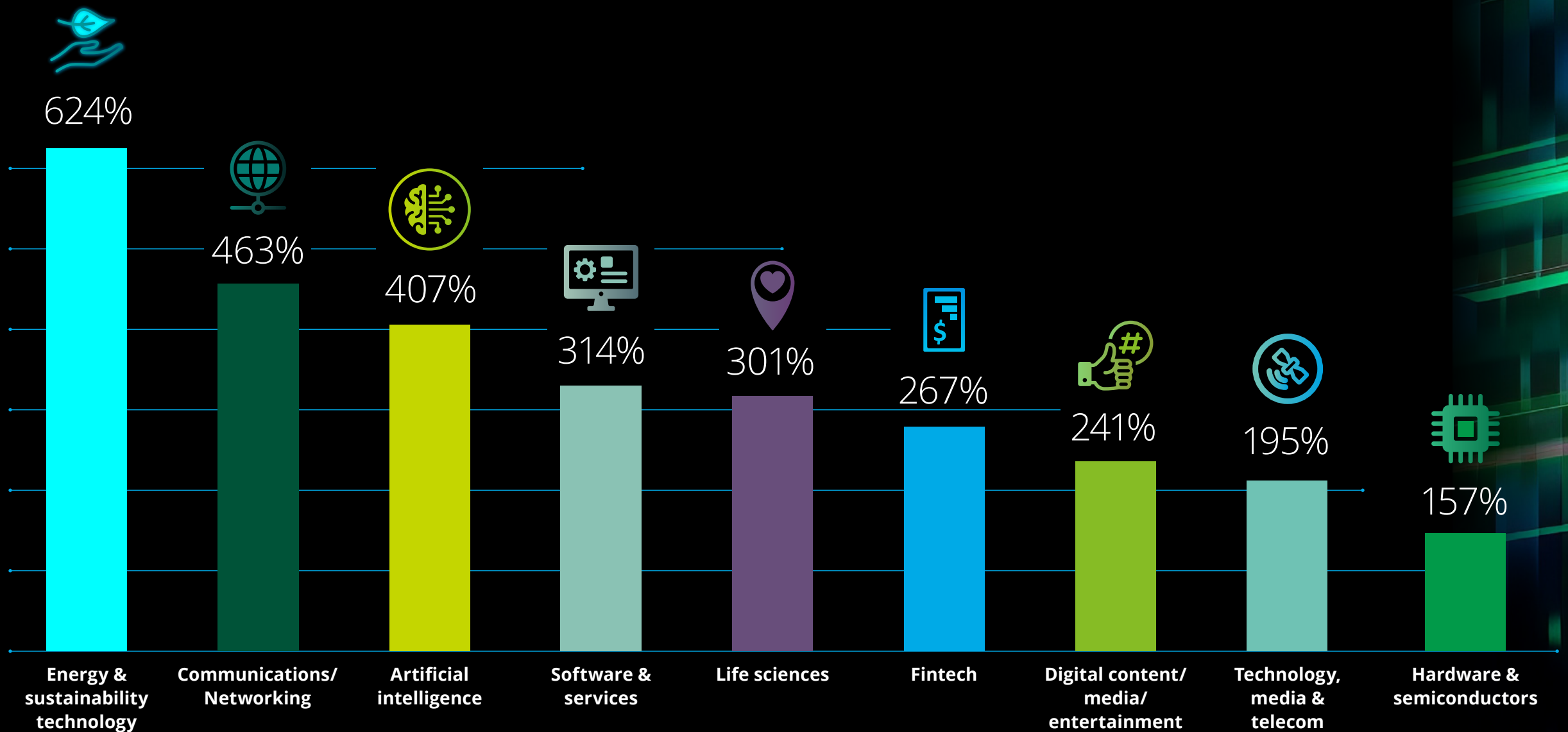
68

Winning companies



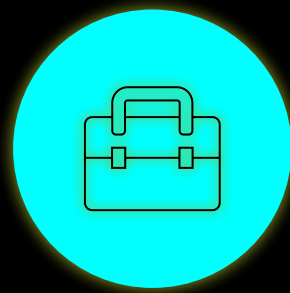
By the numbers (cont.)

3-year median percentage growth rate—by industry



By the numbers (cont.)

Winning companies by number of employees



28%

101-250
employees



20%

251-500
employees



16%

51-100
employees



13%

501-1,000
employees



13%

1,000+
employees

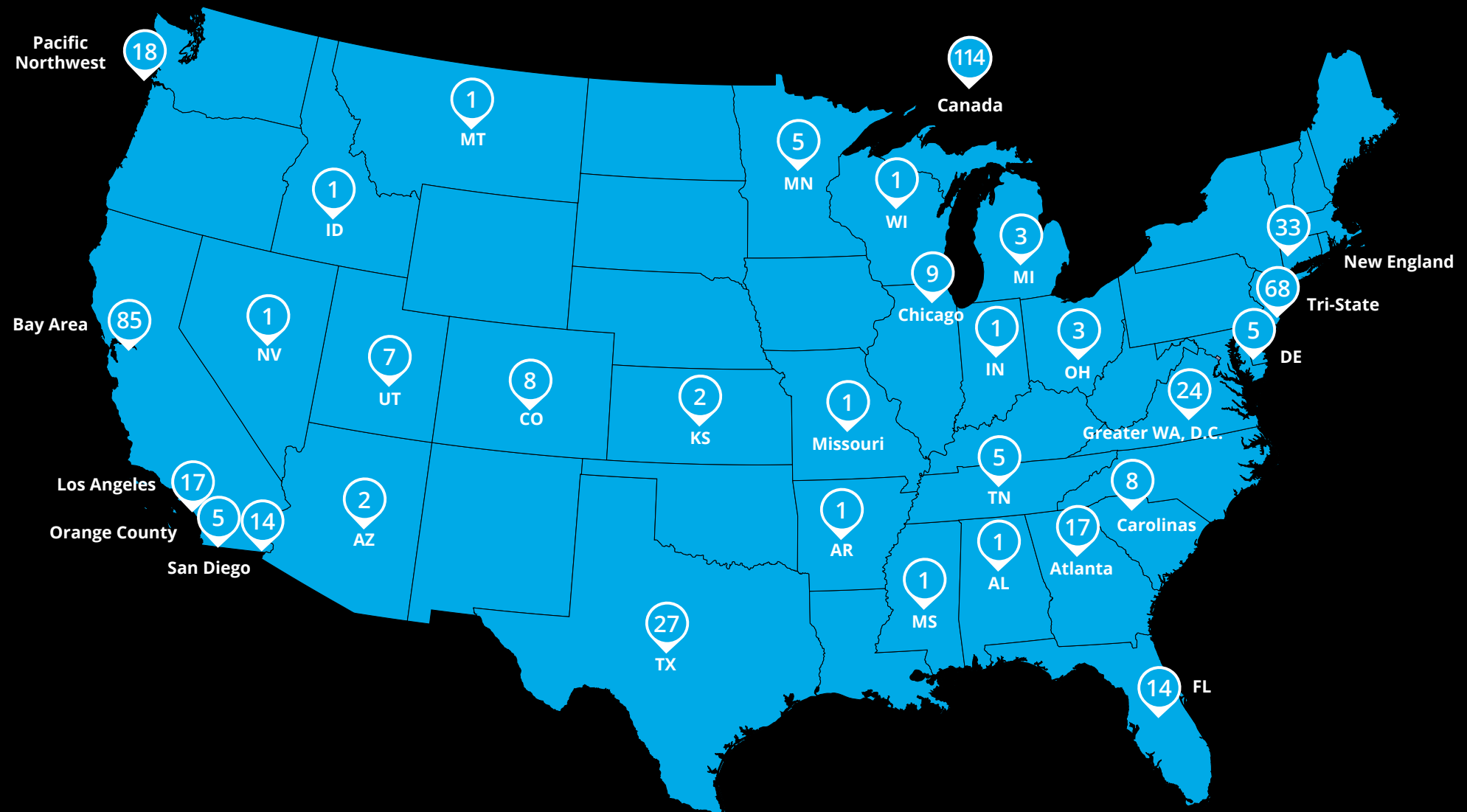


9%

1-50
employees

By the numbers (cont.)

2025 Technology Fast 500 companies—winners by market



Winners by industry

The following winner breakdown has been sorted by industry and rank. To view the list by overall ranking, visit www.Fast500.com.

Rankings are determined based on a tenth of a percentile.

 Artificial intelligence					
Rank	Company name	% Growth	City	St./Prov.	CEO name
1	Impiricus	29738%	Atlanta	GA	Osama Hashmi
8	Warmly	10460%	Denver	CO	Maximus Greenwald
36	Rad AI	3224%	San Francisco	CA	Doktor Gurson
68	Invisible Technologies	1473%	San Francisco	CA	Matt Fitzpatrick
102	Minio	924%	Redwood City	CA	AB Periasamy
106	Findem	896%	Redwood City	CA	Hari Kolam
109	Beehero	866%	Palo Alto	CA	Omer Davidi
122	AssemblyAI, Inc.	713%	San Francisco	CA	Dylan Fox
131	Uniphore	629%	Palo Alto	CA	Umesh Sachdev
137	Music AI	580%	Salt Lake City	UT	Geraldo Ramos
152	Seekout	529%	Bellevue	WA	Anoop Gupta
162	Artera	502%	Santa Barbara	CA	Guillaume de Zwirek
165	Zenarate	496%	Palo Alto	CA	Brian Tuite
171	Interplay Learning	470%	Austin	TX	Doug Donovan
179	Inhabitr	455%	Milpitas	CA	Ankur Agrawal
184	Hello Heart	444%	Menlo Park	CA	Maayan Cohen
194	Aisera	424%	Santa Clara	CA	Abhi Maheshwari
197	Arteria Ai	407%	Toronto	ON	Shelby Austin

Winners by industry (cont.)

 Artificial intelligence (cont.)						
Rank	Company name	% Growth	City	St./Prov.	CEO name	
202	Laurel	395%	San Francisco	CA	Ryan Alshak	
209	Transcarent	384%	Chicago	IL	Glen Tullman	
211	May Mobility	382%	Ann Arbor	MI	Edwin Olson	
249	Lightspeed	318%	Montreal	QC	Dax Dasilva	
254	Vouched	312%	Seattle	WA	Peter Horadan	
261	SoundHound AI	300%	Santa Clara	CA	Keyvan Mohajer	
272	Aily Labs	280%	New York	NY	Bianca Anghelina	
351	Sirion	212%	Lehi	UT	Ajay Agrawal	
372	Helm.ai	193%	Redwood City	CA	Vladislav Voroninski	
390	Pando	182%	San Francisco	CA	Nitin Jayakrishnan	
410	Pipefy	168%	San Francisco	CA	Alessio Alionco	
419	VirtuSense Technologies	164%	Peoria	IL	David Park	
432	League	156%	Toronto	ON	Michael Serbinis	
444	Verantos	153%	Menlo Park	CA	Dan Riskin	
445	Virtualitics	153%	Pasadena	CA	Michael Amori	
446	Phenom	153%	Ambler	PA	Mahe Bayireddi	
463	The Cool Company	143%	Miami	FL	Zackary Dugow	

Winners by industry (cont.)



Communications/Networking

Rank	Company name	% Growth	City	St./Prov.	CEO name
39	Teal Communications	2961%	Seattle	WA	Robert Hamblet
167	Caliola Engineering	492%	Colorado Springs	CO	Jennifer Halford
173	Aligned Data Centers	465%	Plano	TX	Andrew Schaap
175	Relay, Inc.	461%	Raleigh	NC	Chris Chuang
176	Salute	459%	Franklin	WI	Erich Sanchack
492	Porch Group, Inc.	128%	Seattle	WA	Matt Ehrlichman

Winners by industry (cont.)



Digital content/media/entertainment

Rank	Company name	% Growth	City	St./Prov.	CEO name
33	PrizePicks	4010%	Atlanta	GA	Mike Ybarra
88	PixMob	1097%	Montréal	QC	Vincent Leclerc
94	Stay22	1008%	Montreal	QC	Andrew Lockheed
187	TravelAI	441%	Pitt Meadows	BC	John Lyotier
247	Mistplay	322%	Montreal	QC	Tricia Han
278	Found Performance Ltd.	276%	Toronto	ON	Jordan Cunningham
286	DraftKings	268%	Boston	MA	Jason Robins
309	Gamefam	245%	Los Angeles	CA	Joe Ferencz
314	Overtime	241%	Brooklyn	NY	Dan Porter
318	Klever Programmatic	238%	Montreal	QC	Marc Poirier
322	Vention	231%	Montreal	QC	Etienne Lacroix
420	Viral Nation	162%	Mississauga	ON	Joe Gagliese
425	LiveBarn	158%	Montreal	QC	Farrel Miller
436	CRAFTSMAN+	155%	New York	NY	Alex Merutka
440	Fubotv Inc.	154%	New York	NY	David Gandler
467	BWZ	141%	Vancouver	BC	Ben Aston
498	Form	123%	Vancouver	BC	Dan Eisenhardt

Winners by industry



Energy & sustainability technology

Rank	Company name	% Growth	City	St./Prov.	CEO name
19	Site 2020	6721%	Dartmouth	NS	Mitch Hollohan
21	Veritree	6565%	Vancouver	BC	Derrick Emsley
25	Orennia	5252%	Calgary	AB	Brook Papau
47	Overstory	2473%	San Diego	CA	Fiona Spruill
61	Oxygen8 Solutions Inc.	1566%	Burnaby	BC	James Dean
72	Corinex	1303%	Vancouver	BC	Peter Sobotka
76	GHGSat	1240%	Montreal	QC	Stephane Germain
81	Whisker Labs, Inc.	1132%	Germantown	MD	Robert Marshall
93	Xos, Inc.	1009%	Los Angeles	CA	Dakota Semler
101	Ideon Technologies	938%	Richmond	BC	Gary Agnew
112	Saltworks Technologies	811%	Richmond	BC	Benjamin Sparrow
117	Amprius Technologies	772%	Fremont	CA	Dr. Kang Sun
133	UgoWork	624%	Québec	QC	Philippe Beauchamp
134	SpryPoint	616%	Charlottetown	PE	Kyle Strang
146	SWTCH	555%	Etobicoke	ON	Carter Li
151	Nanoprecise Sci Corp	539%	Edmonton	AB	Manpreet Singh
153	MineSense Technologies Ltd.	527%	Vancouver	BC	Peter Sobotka
183	Budderfly	445%	Shelton	CT	Al Subbloie
210	Electrovaya	383%	Mississauga	ON	Raj DasGupta
236	VRIFY	345%	Vancouver	BC	Steve de Jong
251	Omnidian	317%	Seattle	WA	Mark Liffmann

Winners by industry (cont.)



Energy & sustainability technology (cont.)

Rank	Company name	% Growth	City	St./Prov.	CEO name
260	DOZR	305%	Kitchener	ON	Tim Forestell
356	Validere Technologies	206%	Toronto	ON	Nouman Ahmad
381	Novarc Technologies Inc.	188%	Burnaby	BC	Soroush Karimzadeh
427	Klue	158%	Vancouver	BC	Jason Smith

Winners by industry (cont.)

Fintech

Rank	Company name	% Growth	City	St./Prov.	CEO name
5	Farther	11968%	New York	NY	Taylor Matthews
10	Parafin	9594%	San Francisco	CA	Sahill Poddar
15	Besitos	8152%	Tampa	FL	Jeevan Balani
29	Relay	4257%	Toronto	ON	Yoseph West
43	Found	2795%	San Francisco	CA	Lauren Myrick
58	Clutch	1692%	Half Moon Bay	CA	Nicholas Hinrichsen
62	Debtbook	1544%	Charlotte	NC	Tyler Traudt
69	Copper	1447%	Seattle	WA	Eddie Behringer
73	Neo Financial	1279%	Calgary	AB	Andrew Chau
78	Branch	1236%	Tampa	FL	Atif Siddiqi
87	Wisetack	1113%	San Francisco	CA	Bobby Tzekin
91	LumiQ	1063%	Toronto	ON	Michael Kravshik
97	Viva Finance	960%	Atlanta	GA	Jack Markwalter
98	Patientfi	958%	Irvine	CA	Todd Watts
100	The Real Brokerage	939%	Miami	FL	Tamir Poleg
118	NEWITY	755%	Chicago	IL	Luke LaHaie & David Cody
129	Apaylo	648%	Vaughan	ON	Ryan Yates
135	Zensurance	601%	Toronto	ON	Danish Yusuf
145	KOHO	559%	Vancouver	BC	Daniel Eberhard

Winners by industry (cont.)



Fintech (cont.)

Rank	Company name	% Growth	City	St./Prov.	CEO name
150	Conquest Planning	542%	Winnipeg	MB	Mark Evans
158	Charted	517%	Boston	MA	Bernardo Enciso
178	Trust & Will	456%	San Diego	CA	Cody Barbo
181	Lucrotec LLC	453%	Rockaway	NJ	Charles David Spofford
186	Bill Holdings, Inc.	441%	San Jose	CA	René Lacerte
190	Missive	432%	Québec	QC	Philippe Lehoux
199	Shield	400%	New York	NY	Shiran Weitzman
207	Hometap	385%	Boston	MA	Jeffrey Glass
229	DailyPay	351%	New York	NY	Stacy Greiner
233	Plooto	348%	Toronto	ON	John McLane
240	Percent	338%	New York	NY	Nelson Chu
259	Alloy	307%	New York	NY	Tommy Nicholas
267	FloQast	289%	Sherman Oaks	CA	Mike Whitmire
285	MindBridge	268%	Ottawa	ON	Stephen DeWitt
289	PolicyMe	266%	Toronto	ON	Andrew Ostro
292	Aquanow	264%	Vancouver	BC	Phil Sham
297	Trolley	258%	Toronto	ON	Timothy Nixon
299	Ethic	255%	New York	NY	Doug Scott
311	One Inc	244%	Folsom	CA	Ian Drysdale

Winners by industry (cont.)



Fintech (cont.)

Rank	Company name	% Growth	City	St./Prov.	CEO name
316	Loans Canada Inc.	241%	Montreal	QC	Scott Satov
328	theguarantors	229%	New York	NY	Julien Bonneville
331	Paystand	226%	Santa Cruz	CA	Jeremy Almond
333	Tesorio	225%	San Francisco	CA	Carlos Vega
337	Paystar	222%	Baton Rouge	LA	Spencer Nichols
347	Payzli	214%	Tampa	FL	Naim Hamdar & Kapil Pershad
357	Biz2Credit	203%	New York	NY	Rohit Arora
362	Coconut Software	202%	Saskatoon	SK	Katherine Regnier
367	Orion180 Group, Inc.	198%	Melbourne	FL	Ken Gregg
369	Zone & Co	198%	Boston	MA	Thomas Kim
370	Pie Insurance	195%	Wilmington	DE	John Swigart
380	Octane®	189%	New York	NY	Jason Guss
399	Remitly Global, Inc.	176%	Seattle	WA	Matt Oppenheimer
401	Valaurum	174%	Portland	OR	Dr. Adam Trexler
412	Global Toll Services	167%	Glenwood	MD	Donald Hubicki
413	Zero Hash	167%	Chicago	IL	Edward Woodford
416	Roadsync	166%	Atlanta	GA	Robin Gregg
418	Tipalti	165%	Foster City	CA	Chen Amit
423	Tabapay	159%	Palo Alto	CA	Rodney Robinson

Winners by industry (cont.)

Fintech (cont.)

Rank	Company name	% Growth	City	St./Prov.	CEO name
426	Clearspeed	158%	San Diego	CA	Alex Martin
454	Fundthrough	148%	Toronto	ON	Steven Uster
456	MMI	148%	Cottonwood Heights	UT	Ben Teerlink
459	Scienaptic Ai	144%	New York	NY	Pankaj Kulshreshtha
465	Facet	141%	Baltimore	MD	Anders Jones
474	Gotab	139%	Arlington	VA	Tim McLaughlin
475	Groundfloor	138%	Atlanta	GA	Brian Dally
497	Vena Solutions	123%	Toronto	ON	Hunter Madeley
500	Vontive, Inc.	122%	Seattle	WA	Charles McKinney

Winners by industry (cont.)



Hardware & semiconductors

Rank	Company name	% Growth	City	St./Prov.	CEO name
54	Lumafield	2155%	Cambridge	MA	Eduardo Torrealba
301	Navitas Semiconductor Corporation	251%	Torrance	CA	Gene Sheridan
431	Peraso Inc.	157%	San Jose	CA	Ronald Glibbery
458	VORAGO Technologies	145%	Austin	TX	Bernd Lienhard
482	Blackline Safety	134%	Calgary	AB	Cody Slater

Winners by industry (cont.)



Life sciences

Rank	Company name	% Growth	City	St./Prov.	CEO name
4	Red Rock Regeneration Inc.	12166%	Etobicoke	ON	Cameron Clokie
12	Razormetrics	9073%	Austin	TX	Tom Dorsett
27	TG Therapeutics, Inc.	4819%	Morrisville	NC	Michael S. Weiss
31	Rhythm Pharmaceuticals, Inc.	4026%	Boston	MA	David Meeker, MD
34	Rula Health	3343%	Los Angeles	CA	Josh Bruno
37	Ardelyx, Inc.	3204%	Waltham	MA	Mike Raab
46	Foresight Diagnostics	2514%	Boulder	CO	Jake Chabon
53	bluebird bio, Inc.	2189%	Somerville	MA	David Meek
56	Talkiatry	1745%	New York	NY	Robert Krayn
59	Mirum Pharmaceuticals, Inc.	1660%	Foster City	CA	Chris Peetz
60	Foghorn Therapeutics Inc.	1614%	Cambridge	MA	Adrian Gottschalk
63	ARS Pharmaceuticals, Inc.	1519%	San Diego	CA	Richard Lowenthal, M.S., MSEL
65	Protagonist Therapeutics, Inc.	1488%	Newark	CA	Dinesh V. Patel
67	ImmunityBio, Inc.	1479%	San Diego	CA	Rich Adcock
70	TransMedics Group, Inc.	1359%	Andover	MA	Waleed Hassanein, M.D.
71	Gyre Therapeutics, Inc.	1341%	San Diego	CA	Ping Zhang
80	Arcturus Therapeutics Holdings Inc.	1132%	San Diego	CA	Joseph E. Payne
84	SafeRide Health	1116%	San Antonio	TX	Robbins Schrader
90	Apellis Pharmaceuticals, Inc.	1074%	Waltham	MA	Cedric Francois, MD, PhD

Winners by industry (cont.)

Life sciences (cont.)

Rank	Company name	% Growth	City	St./Prov.	CEO name
96	Science & Humans	970%	Toronto	ON	Mohamed Aftab Pasha
136	Capital Rx	596%	New York	NY	AJ Loiacono
156	Reveleer	524%	Glendale	CA	Jay Ackerman
168	Lightforce Orthodontics	490%	Wilmington	MA	Alfred Griffin III
170	Recursion Pharmaceuticals, Inc.	478%	Salt Lake City	UT	Chris Gibson, Ph.D.
172	Patriot Conceptions	468%	Irvine	CA	Haotian Bai
182	Inotiv, Inc.	448%	West Lafayette	IN	Robert Leasure Jr.
192	ADMA Biologics, Inc.	427%	Ramsey	NJ	Adam S. Grossman
203	Arvinas, Inc.	391%	New Haven	CT	John G. Houston, Ph.D.
205	Verastem, Inc.	387%	Needham	MA	Dan Paterson
218	Cohere Health	372%	Boston	MA	Siva Namasivayam
227	Assembly Biosciences, Inc.	356%	South San Francisco	CA	Jason Okazaki
245	Esperion Therapeutics, Inc.	324%	Ann Arbor	MI	Sheldon Koenig
250	Fulcrum Therapeutics, Inc.	317%	Cambridge	MA	Alex C. Sapir
257	Xeris Biopharma Holdings, Inc.	309%	Chicago	IL	John Shannon
264	CVRx, Inc.	293%	Minneapolis	MN	Kevin Hykes
269	Spinal Simplicity, LLC	283%	Overland Park	KS	Todd Moseley
275	MannKind Corporation	278%	Danbury	CT	Michael Castagna, PharmD

Winners by industry (cont.)




Life sciences (cont.)

Rank	Company name	% Growth	City	St./Prov.	CEO name
283	CytomX Therapeutics, Inc.	270%	South San Francisco	CA	Sean A. McCarthy D.Phil.
291	Arzeda	265%	Seattle	WA	Alexandre Zanghellini
293	Lantheus Holdings, Inc.	261%	Bedford	MA	Brian Markison
296	Sanara MedTech Inc.	259%	Fort Worth	TX	Ron Nixon
304	Catalyst Pharmaceuticals, Inc.	249%	Coral Gables	FL	Richard Daly
305	Benchsci	247%	Toronto	ON	Liran Belenzon
307	Fullscript	246%	Ottawa	ON	Kyle Braatz
308	Jane App	245%	North Vancouver	BC	Alison Taylor
310	Inspire Medical Systems, Inc.	244%	Golden Valley	MN	Tim Herbert
312	Tellihealth	244%	Houston	TX	Asif Ahmad
324	Relay Therapeutics, Inc.	230%	Cambridge	MA	Sanjiv K. Patel, M.A., M.D., MBA
340	Tarsus Pharmaceuticals, Inc.	221%	Irvine	CA	Bobak Azamian, MD, PhD
343	BridgeBio Pharma, Inc.	218%	Palo Alto	CA	Neil Kumar, Ph.D.
376	Janux Therapeutics, Inc.	191%	San Diego	CA	David Campbell, Ph.D.
383	Petal	187%	Québec	QC	Patrice Gilbert
386	BioCryst Pharmaceuticals, Inc.	187%	Durham	NC	Jon P. Stonehouse
387	Zymeworks Inc.	186%	Middletown	DE	Kenneth Galbraith
389	ANI Pharmaceuticals, Inc.	184%	Baudette	MN	Nikhil Lalwani

Winners by industry (cont.)

📍 Life sciences (cont.)						
Rank	Company name	% Growth	City	St./Prov.	CEO name	
394	Eon	179%	Denver	CO	Dr. Akrum Al-Zubaidi	
397	Wellthy	178%	New York	NY	Lindsay Jurist-Rosner	
398	Aclaris Therapeutics, Inc.	177%	Wayne	PA	Dr. Neal Walker	
400	Harrow, Inc.	175%	Nashville	TN	Mark L. Baum	
404	Natera, Inc.	171%	Austin	TX	Steve Chapman	
406	Sarepta Therapeutics, Inc.	171%	Cambridge	MA	Douglas S. Ingram	
414	Evolus, Inc.	167%	Newport Beach	CA	David Moatazedi	
415	Alnylam Pharmaceuticals, Inc.	166%	Cambridge	MA	Yvonne Greenstreet	
434	Mdalgorithm Inc.	156%	San Francisco	CA	Oded Harth	
477	Twist Bioscience Corporation	137%	South San Francisco	CA	Emily Leproust, PhD	
483	Harmony Biosciences Holdings, Inc.	134%	Plymouth Meeting	PA	Jeffrey M. Dayno, MD	
489	LifeMD, Inc.	129%	New York	NY	Justin Schreiber	
490	Collegium Pharmaceutical, Inc.	128%	Stoughton	MA	Vikram Karnani	

Winners by industry (cont.)

 Software & services						
Rank	Company name	% Growth	City	St./Prov.	CEO name	
2	Lpt Aperture Holdings	29462%	Lake Mary	FL	Robert Palmer	
3	Horizon3.ai	19939%	San Francisco	CA	Snehal Antani	
6	JobTread Software	11944%	Dallas	TX	Eric Fortenberry	
7	Cyera	11823%	New York	NY	Yotam Segev	
9	Gierd	9651%	Sandpoint	ID	Jordan Sielaff	
11	Capintel	9255%	Toronto	ON	James Rockwood	
13	Elisity	8860%	San Jose	CA	James Winebrenner	
14	Xeal	8459%	New York	NY	Nikhil Bharadwaj	
16	Action1	7265%	Houston	TX	Alex Vovk	
17	UniUni	6829%	Richmond	BC	Peter Lu	
18	Rentvine	6819%	Estero	FL	Dave Borden	
20	Postgrid	6714%	Brooklyn	NY	Eddie Madaan	
22	Rootly	6119%	Toronto	ON	JJ Tang	
23	Float	5601%	Toronto	ON	Rob Khazzam	
24	Tractian	5548%	Atlanta	GA	Igor Marinelli	
26	Crisp Inc.	5149%	Springdale	AR	Are Traasdahl	
28	Higharc, Inc.	4581%	Durham	NC	Marc Minor	
30	Nesto	4074%	Montreal	QC	Malik Yacoubi	
32	Uwill	4016%	Natick	MA	Michael London	

Winners by industry (cont.)



Software & services (cont.)

Rank	Company name	% Growth	City	St./Prov.	CEO name
35	Tailscale	3299%	Toronto	ON	Avery Pennarun
38	Observe, Inc.	2973%	San Mateo	CA	Jeremy Burton
40	Autoleap	2845%	Toronto	ON	Steve Lau and Rameez Ansari
41	Cribl	2833%	San Francisco	CA	Clint Sharp
42	Rightway	2824%	New York	NY	Jordan Feldman
44	Closinglock	2751%	Austin	TX	Andy White
45	Drata	2583%	San Diego	CA	Adam Markowitz
48	Fingerprint	2306%	Chicago	IL	Dan Pinto
49	Mangomint	2264%	Los Angeles	CA	Daniel Lang
50	Bettercomp	2255%	San Francisco	CA	Alan Miegel
51	Cyberhaven	2251%	Mountain View	CA	Nishant Doshi
52	Roam	2211%	Toronto	ON	Apoorv Gupta
57	CoLab Software	1730%	St. John's	NL	Adam Keating
64	TryCycle Data Systems	1508%	Ottawa	ON	Brett Merriman
66	ZayZoon	1487%	Calgary	AB	Darcy Tuer
74	Alkira	1261%	San Jose	CA	Amir Khan
75	Coro	1254%	New York	NY	Joe Sykora
77	Hydreight Technologies Inc.	1238%	Vancouver	BC	Shane Madden
79	Sharebite	1223%	New York	NY	Dilip Rao

Winners by industry (cont.)

 Software & services (cont.)						
Rank	Company name	% Growth	City	St./Prov.	CEO name	
82	Maintainx	1128%	San Francisco	CA	Chris Turlica	
83	Buspatrol	1119%	Lorton	VA	Karoon Monfared	
85	NETFLY	1115%	Eastvale	CA	Austin Irabor	
86	CyberQP	1114%	Vancouver	BC	Mateo Barraza	
89	Todyl	1093%	Denver	CO	John Nellen	
92	Cart.com	1053%	Houston	TX	Omar Tariq	
95	Obsidian Security	997%	Palo Alto	CA	Hasan Imam	
99	Transcend	954%	Covina	CA	Ben Brook	
103	Safe Security	918%	New York	NY	Saket Modi	
104	Regal.AI	912%	New York	NY	Alex Levin	
105	dbt Labs	910%	Philadelphia	PA	Tristan Handy	
107	Uride Technologies Inc.	883%	Thunder Bay	ON	Cody Ruberto	
108	Archer Review	877%	Austin	TX	Tabatha Erck	
111	Flock Safety	835%	Atlanta	GA	Garrett Langley	
113	Datarails	797%	Great Neck Plaza	NY	Didi Gurfinkel	
114	Autosled Inc	790%	Rockville	MD	Dan/David Sperau	
115	First Due	788%	Garden City	NY	Andreas Huber	
116	Highlevel	781%	Dallas	TX	Shaun Clark	
119	Apollo.io	752%	San Francisco	CA	Tim Zheng	

Winners by industry (cont.)



Software & services (cont.)

Rank	Company name	% Growth	City	St./Prov.	CEO name
120	Nift	731%	Boston	MA	Elery Pfeffer
121	PortPro	730%	Jersey City	NJ	Michael Mecca
123	Schoolstatus	707%	Ridgeland	MS	Bill Okun
124	Padsplit	685%	Stone Mountain	GA	Atticus LeBlanc
125	PingCAP	675%	Sunnyvale	CA	Max Liu
126	Miro	662%	San Francisco	CA	Andrey Khusid
127	Canary Technologies	661%	San Francisco	CA	Harman Singh Narula
128	Cequence	652%	Santa Clara	CA	Ameya Talwalkar
132	RentRedi	627%	Latham	NY	Ryan Barone
138	Infoya	580%	Oakville	ON	Tej Kaler
139	Forma.Ai	573%	Toronto	ON	Nabeil Alazzam
140	SentinelOne, Inc.	568%	Mountain View	CA	Tomer Weingarten
141	Attain	565%	Chicago	IL	Brian Mandelbaum
142	Esper	561%	Bellevue	WA	Yadhu Gopalan
143	TickPick	561%	New York	NY	Brett Goldberg
144	Censia Inc.	560%	San Francisco	CA	Joanna Riley
147	Nucleus Security	549%	Sarasota	FL	Steve Carter
148	Welltory	547%	Redwood City	CA	Jane Smorodnikova
149	Huntress	543%	Columbia	MD	Kyle Hanslovan

Winners by industry (cont.)



Software & services (cont.)

Rank	Company name	% Growth	City	St./Prov.	CEO name
154	Pulumi Corporation	527%	Seattle	WA	Joe Duffy
155	Ivisa	526%	Dover	DE	David Perez
157	Cognosos	519%	Atlanta	GA	Joe De Pinho and Jim Stratigos
159	HubSync	509%	Franklin	TN	John McGowan
160	Sayari Labs Inc.	506%	WA	WA D.C.	Farley Mesko
161	Boulevard	505%	Los Angeles	CA	Matt Danna
163	Skimmer	500%	Austin	TX	Jack Nelson
164	adtechnacity	497%	Atlanta	GA	Chris Silva
166	Arctic Wolf	493%	Eden Prairie	MN	Nick Schneider
169	Pet Screening, Inc.	483%	Mooresville	NC	John Bradford
174	Qu	464%	Arlington	VA	Amir Hudda
177	Medme Health	458%	Toronto	ON	Purya Sarmadi
180	Nayya	453%	New York	NY	Sina Chehrazi
185	Raven Connected Inc.	444%	Ottawa	ON	Daniel Carruthers
188	Samsara Inc.	437%	San Francisco	CA	Sanjit Biswas
189	Goldcast	434%	Boston	MA	Palash Soni
191	Priori	429%	New York	NY	Basha Rubin
193	Stord	425%	Union City	GA	Sean Heny
195	Assiduous Global	424%	Newark	DE	Somdutta Singh

Winners by industry (cont.)



Software & services (cont.)

Rank	Company name	% Growth	City	St./Prov.	CEO name
196	Axonius	417%	New York	NY	Dean Sysman
198	Crowdcomfort	400%	Boston	MA	B. Eric Graham
200	Enable	399%	San Francisco	CA	Andrew Butt
201	BlackCloak	398%	Lake Mary	FL	Dr. Chris Pierson
204	Ninety.io	389%	Alpharetta	GA	Mark Abbott
206	NinjaOne	387%	Austin	TX	Sal Sferlazza
208	Censys, Inc	385%	Ann Arbor	MI	Zakir Durumeric
212	APOLLOInsurance	379%	Vancouver	BC	Jeffrey McCann
213	Vish Limited	378%	Toronto	ON	Joshua Howard
214	Operto	376%	Vancouver	BC	Steve Davis
215	Workiz Inc.	375%	San Diego	CA	Adi Azaria
216	Headversity	375%	Calgary	AB	Ryan Todd
219	Trovata	370%	Solana Beach	CA	Brett Turner
220	Kickfin	369%	Austin	TX	Brian Hassan
221	Katalon	361%	Atlanta	GA	Vu Lam
222	Pathify	360%	Greenwood Village	CO	Chase Williams
223	Lattice	358%	San Francisco	CA	Sarah Franklin
224	Shiftmed	358%	McLean	VA	Todd Walrath
225	PocketHealth Inc.	358%	Toronto	ON	Rishi Nayyar

Winners by industry (cont.)



Software & services (cont.)

Rank	Company name	% Growth	City	St./Prov.	CEO name
226	Legendary Supply Chain	358%	Hendersonville	TN	Robert Steele
228	Financeit	355%	Toronto	ON	Casper Wong
230	Bungii	350%	Overland Park	KS	Ben Jackson
231	Cooperate Marketing	349%	Chicago	IL	Brian Fourman
232	Wasabi Technologies	349%	Boston	MA	David Friend
234	Tekion	348%	Pleasanton	CA	Jay Vijayan
235	Linksquares	346%	Boston	MA	Chris Combs
237	Fluency	343%	Burlington	VT	Mike Lane
238	Matador	339%	Montreal	QC	Nick Cossette
239	Evolv Technologies Holdings, Inc.	338%	Waltham	MA	John Kedzierski
241	Certn	335%	Victoria	BC	Andrew McLeod
242	Leapxpert	334%	New York	NY	Dima Gutzeit
243	Rokt	330%	New York	NY	Bruce Buchanan
244	Hi Marley	325%	Boston	MA	Mike Greene
246	Popmenu	323%	Atlanta	GA	Brendan Sweeney
248	Noibu	321%	Ottawa	ON	Robert Boukine
252	Yodeck	317%	San Francisco	CA	Vangelis Mihalopoulos
253	Honk	314%	Toronto	ON	Michael Back
255	Qualizeal	311%	Irving	TX	Pradeep Govindasamy

Winners by industry (cont.)



Software & services (cont.)

Rank	Company name	% Growth	City	St./Prov.	CEO name
256	Fullpath	310%	Miami	FL	Aharon Horwitz
258	Miovision	307%	Kitchener	ON	Kurtis McBride
262	Smile Digital Health	299%	Toronto	ON	Duncan Weatherston
263	Armis	294%	San Francisco	CA	Yevgeny Dibrov
265	SRI Tech Solutions, Inc.	293%	Tampa	FL	Hari Thota
266	Skai Ai	290%	Menlo Park	CA	Avinash Misra
268	Bigid	286%	New York	NY	Dimitri Sirota
270	Hopper	282%	Montréal	QC	Frederic Lalonde
271	GitLab Inc.	281%	San Francisco	CA	Bill Staples
273	Workato	279%	Palo Alto	CA	Vijay Tella
274	Propel Holdings	279%	Toronto	ON	Clive Kinross
276	Traction Rec	277%	Vancouver	BC	Lara Gilchrist
277	Auvik	277%	Thornhill	ON	Douglas Murray
279	Whatfix	275%	San Jose	CA	Khadim Batti
280	ISN	274%	Bethesda	MD	Arvin Malkani
281	Strongdm, Inc.	272%	Palo Alto	CA	Timothy Prendergast
282	Showpass	271%	Calgary	AB	Lucas McCarthy
284	DoiT	269%	Santa Clara	CA	Vadim Solovey
287	Visiting Media	268%	New York	NY	Jascha Kaykas-Wolff


Winners by industry (cont.)



Software & services (cont.)

Rank	Company name	% Growth	City	St./Prov.	CEO name
288	Apploi	267%	New York	NY	Adam Lewis
290	Clutch	266%	Mississauga	ON	Dan Park
294	Qbotica	261%	Phoenix	AZ	Mahesh Vinayagam
295	Fleetio	259%	Birmingham	AL	Jon Meachin
298	Flavorcloud	256%	Seattle	WA	Rathna Sharad
300	Expel	252%	Herndon	VA	Dave Merkel
302	Gobolt	250%	Toronto	ON	Mark Ang
303	CrowdStrike Holdings, Inc.	249%	Austin	TX	George Kurtz
306	MEDFARClinical Solutions	246%	Montreal	QC	Elias Farah
313	Bluevoyant LLC	242%	New York	NY	James Rosenthal
315	Taxbit	241%	Draper	UT	Lindsey Argalas
317	Agilerank	240%	Sterling	VA	James Turner
319	Traction Complete	237%	Vancouver	BC	David Nelson
320	Arkose Labs	232%	San Mateo	CA	Kevin Gosschalk
321	7Shifts Inc.	231%	Saskatoon	SK	Jordan Boesch
326	Solink Corp	229%	Ottawa	ON	Mike Matta
327	Jobber	229%	Edmonton	AB	Sam Pillar
329	6Sense	228%	San Francisco	CA	Chris Ball
330	F&I Sentinel	226%	Tallahassee	FL	Stephen McDaniel

Winners by industry (cont.)

 Software & services (cont.)						
Rank	Company name	% Growth	City	St./Prov.	CEO name	
332	Valor	225%	Fort Worth	TX	Joseph DeWoody	
334	Overhaul	224%	Austin	TX	Barry Conlon	
335	Klaviyo, Inc.	223%	Boston	MA	Andrew Bialecki	
336	Planet DDS	222%	Irvine	CA	Eric Giesecke	
339	Purple Cow	222%	Dartmouth	NS	Joe Power	
341	Blue J	220%	Toronto	ON	Benjamin Alarie	
342	Claroty	220%	New York	NY	Yaniv Vardi	
344	Cyware	216%	Jersey City	NJ	Anuj Goel	
345	Legion Technologies	216%	Redwood City	CA	Sanish Mondkar	
346	Braze, Inc.	214%	New York	NY	Bill Magnuson	
348	Semperis	213%	Hoboken	NJ	Mickey Bresman	
349	CreatorIQ	213%	Pasadena	CA	Chris Harrington	
350	Litify	212%	New York	NY	Curtis Brewer	
352	Keyfactor	210%	Independence	OH	Jordan Rackie	
353	Astronomer	210%	New York	NY	Pete DeJoy	
354	Cariloop	210%	Richardson	TX	Michael Walsh	
355	RocketRez Inc.	209%	Steinbach	MB	John Pendergrast	
359	AuditBoard	203%	Cerritos	CA	Raul Villar Jr.	
360	Karbon	202%	San Francisco	CA	Mary Delaney	

Winners by industry (cont.)



Software & services (cont.)

Rank	Company name	% Growth	City	St./Prov.	CEO name
361	b.well Connected Health	202%	Baltimore	MD	Kristen Valdes
363	Rep Data	202%	New Orleans	LA	Patrick Stokes
364	Appfire	201%	Burlington	MA	Matt Dircks
365	Globo	200%	Philadelphia	PA	Dipak Patel
366	BlackSky Technology Inc.	200%	Herndon	VA	Brian O'Toole
368	Rafay Systems	198%	Sunnyvale	CA	Haseeb Budhani
371	Contactmonkey	194%	Toronto	ON	Scott Pielsticker
373	Place Exchange	193%	New York	NY	Ari Buchalter
374	Vetro	193%	Portland	ME	Will Mitchell
375	Kahua	192%	Alpharetta	GA	Scott Unger
377	Toast, Inc.	191%	Boston	MA	Aman Narang
378	Dragos, Inc.	191%	Hanover	MD	Robert M. Lee
379	Champ Titles	189%	Cleveland	OH	Shane Bigelow
382	Customer.io	188%	Beaverton	OR	Colin Nederkoorn
385	Billingplatform	187%	Englewood	CO	Dennis Wall
388	MongoDB Inc.	185%	New York	NY	Dev Ittycheria
391	LogicGate	181%	Chicago	IL	Matt Kunkel
393	ShopThing	180%	Toronto	ON	Maggie Adhami-Boynton
395	CData Software	178%	Chapel Hill	NC	Amit Sharma

Winners by industry (cont.)



Software & services (cont.)

Rank	Company name	% Growth	City	St./Prov.	CEO name
396	VitalHub Corp.	178%	Toronto	ON	Dan Matlow
402	Lumea	172%	Lehi	UT	James Thackeray
403	Hungry Marketplace, Inc.	172%	Arlington	VA	Jeff Grass
405	GoShare Inc.	171%	San Diego	CA	Shaun Savage
407	Okta, Inc.	171%	San Francisco	CA	Todd McKinnon
408	Sense	170%	San Francisco	CA	Anil Dharni
409	Housesigma Inc.	169%	Markham	ON	Joseph Zeng
411	TicketOS	167%	Montclair	NJ	Ariel Strulson
417	Skypoint	165%	Portland	OR	Tisson Mathew
421	Soci, Inc.	162%	San Diego	CA	Afif Khoury
422	Datadog, Inc.	161%	New York	NY	Olivier Pomel
424	Harbor Business Compliance Corporation	159%	Lancaster	PA	Mike Montali
428	Archon Systems Inc.	158%	Toronto	ON	Lap Yip Louis Leung
429	Searchstax	158%	El Segundo	CA	Sameer Maggon
430	The Glimpse Group, Inc.	157%	New York	NY	Lyron Bentovim
433	Info-Tech Research Group	156%	London	ON	Tom Zehren
435	Ironscales	156%	Atlanta	GA	Eyal Benishti
437	Cloudflare, Inc.	154%	San Francisco	CA	Matthew Prince
438	Intellivo	154%	Memphis	TN	Laura Hescocock

Winners by industry (cont.)



Software & services (cont.)

Rank	Company name	% Growth	City	St./Prov.	CEO name
439	Rainfocus	154%	Lehi	UT	JR Sherman
441	Qentelli LLC	154%	Dallas	TX	Sanjay Jupudi
442	HR Acuity	154%	Florham Park	NJ	Deb Muller
443	Accely Inc	154%	Avenel	NJ	Nilesh Shah
447	SpyCloud	152%	Austin	TX	Ted Ross
448	Datadome	152%	New York	NY	Benjamin Fabre
449	Zenoti (Dba)	151%	Bellevue	WA	Sudheer Koneru
450	Upside	151%	WA	WA D.C.	Alex Kinnier
451	Xometry, Inc.	150%	North Bethesda	MD	Randy Altschuler
452	Smartsheet	149%	Bellevue	WA	Mark Mader
455	Knak	148%	Ottawa	ON	Pierce Ujjainwalla
464	Stirista	142%	San Antonio	TX	Ajay Gupta
466	Andgo Systems	141%	Saskatoon	SK	Tom Ross
468	Aviatrix	141%	Santa Clara	CA	Doug Merritt
469	Axon	141%	Scottsdale	AZ	Rick Smith
470	Hypori	140%	Reston	VA	Jared Shepard
471	Clarishealth	140%	Franklin	TN	Jeff McNeese
472	Phreesia, Inc.	140%	Wilmington	DE	Chaim Indig
473	IDENTOS Inc.	139%	Toronto	ON	Mike Cook

Winners by industry (cont.)



Software & services (cont.)

Rank	Company name	% Growth	City	St./Prov.	CEO name
476	Komprise, Inc.	138%	Campbell	CA	Kumar Goswami
479	Propel Software	136%	Redwood City	CA	Ross Meyercord
480	PlayOn Sports	136%	Alpharetta	GA	David Rudolph
481	RocketReach	135%	Brooklyn	NY	Scott Kim
484	Amilia	134%	Montreal	QC	Hugo Lachance
485	Tradingview	134%	Westerville	OH	Constantin Ivanov
486	Potloc	132%	Montreal	QC	Rodolphe Barrere
487	Snorkel AI	131%	Redwood City	CA	Alexander Ratner
488	Id.Me, Inc.	130%	McLean	VA	Blake Hall
491	Jdxpert	128%	Raleigh	NC	Justin Raniszkeski
493	Lü Interactive Playground	127%	Québec	QC	Vincent Routhier
494	Responsive	126%	Portland	OR	Ganesh Shankar
495	Procore Technologies, Inc.	124%	Carpinteria	CA	Tooev Courtemanche
496	Viasat, Inc.	123%	Carlsbad	CA	Mark Dankberg
499	Quantum Metric	122%	Colorado Springs	CO	Mario Ciabarra
500	Nozomi Networks	122%	San Francisco	CA	Edgard Capdevielle

Winners by industry (cont.)



Technology, media & telecom

Rank	Company name	% Growth	City	St./Prov.	CEO name
55	IonQ, Inc.	1952%	College Park	MD	Niccolo de Masi
110	Cleanspark, Inc.	865%	Henderson	NV	Matt Schultz
130	NextNav Inc.	643%	Reston	VA	Mariam Sorond
217	Snowflake Inc.	374%	Bozeman	MT	Sridhar Ramaswamy
323	Ouster, Inc.	231%	San Francisco	CA	Angus Pacala
325	Life360, Inc.	230%	San Mateo	CA	Lauren Antonoff
338	Zscaler, Inc.	222%	San Jose	CA	Jay Chaudhry
358	Clear Secure, Inc.	203%	New York	NY	Caryn Seidman Becker
384	Asana, Inc.	187%	San Francisco	CA	Dustin Moskovitz
392	Evolent Health, Inc.	181%	Arlington	VA	Seth Blackley
453	Confluent, Inc.	148%	Mountain View	CA	Jay Kreps
457	Nextracker Inc.	148%	Fremont	CA	Dan Shugar
460	Innodata Inc.	144%	Ridgefield Park	NJ	Jack Abuhoff
461	Elastic N.V.	144%	Mountain View	CA	Ashutosh Kulkarni
462	SkyWater Technology, Inc.	144%	Bloomington	MN	Thomas Sonderman
478	Grindr Inc.	136%	West Hollywood	CA	George Arison

Contacts

Wolfe Tone

US Deloitte Private Leader
Deloitte Tax LLP
wtone@deloitte.com

Krystal McMiller


US Program Manager
Technology Fast 500
Deloitte Services LP
kmcmiller@deloitte.com

Justin Yahr

National Emerging Growth
Company Leader
Deloitte & Touche LLP
jyahr@deloitte.com

Nadine Ulrich

Canada Program Manager
Technology Fast 500
Deloitte Canada
nulrich@deloitte.ca



More information

North America Technology Fast 500
www.Fast500.com

For general questions contact:
Fast500@deloitte.com

For PR/media questions contact:
Fast500MediaPR@deloitte.com

Asia Pacific Technology Fast 500
APDeloittePrivate@deloitte.co.nz

EMEA Technology Fast 500
EMEAFast500@deloitte.co.uk

500TM

Technology **Fast 500**
2025 NORTH AMERICA

Deloitte.



About Deloitte

Deloitte refers to one or more of Deloitte Touche Tohmatsu Limited, a UK private company limited by guarantee (DTTL), its network of member firms, and their related entities. DTTL and each of its member firms are legally separate and independent entities. DTTL (also referred to as "Deloitte Global") does not provide services to clients. In the United States, Deloitte refers to one or more of the US member firms of DTTL, their related entities that operate using the "Deloitte" name in the United States and their respective affiliates. Certain services may not be available to attest clients under the rules and regulations of public accounting. Please see www.deloitte.com/about to learn more about our global network of member firms.

Copyright © 2025 Deloitte Development LLC. All rights reserved.

