

UK Trade Analytics Tool

Check admin costs, indirect tax risk and opportunities pre and post-Brexit



What is this tool?

It is a Deloitte developed tool designed to analyse MSS data obtained from HMRC. This data provides a critical insight into the customs and import VAT landscape of your business. Through three easy steps we can obtain and load the data, demo our findings to you in a short workshop, and report a summary of findings and next steps.



How can the tool benefit you?

The tool provides a holistic view of your UK international trade footprint whilst identifying risk and potential cost savings to your business. For example, you may find you are not claiming lower or zero rates or reliefs where they're available – the Tool can spot this and we can then help you navigate the opportunities presented.



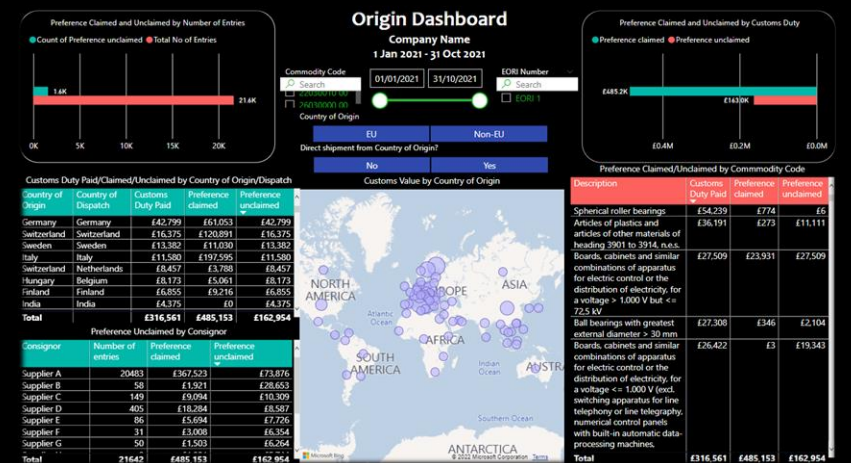
Wider benefits?

- Better visibility and quantification of post-Brexit trading patterns, risks and opportunities.
- Assessment of customs and import VAT processes for Senior Accounting Officer (SAO) purposes.
- Optimising use of preferential tariff treatment, reliefs, special procedures and any reclaim opportunities.
- Unlocking cash flow through PVA.
- Automation and administration cost reduction.

Timescale: Typically less than two weeks

Contacts: Bob Jones bojones@deloitte.co.uk Caroline Barraclough cbarraclough@deloitte.co.uk or your local Global Trade Advisory contact

Dashboards include imports, exports, tariff optimisation and import VAT to help visualise post-Brexit trade risks and opportunities



UK Trade Analytics Tool

Executive Dashboard

Company Name
1 Jan 2021 - 31 Oct 2021

Avg. Import VAT Rate



£316,561

Total Customs Duty Paid

£518,272

Total Import VAT Paid

£15

Avg. Duty Paid per Entry

21642

Number of Entries

Avg. Customs Duty Rate



£117,883,592

Total Customs Value

£119,109,812

Total Import VAT Value

9

Number of CPC Codes

£5,447

Avg. Customs Value per Entry

Commodity Code

- 22030010 00
- 26030000 00

01/01/2021

31/10/2021


EORI Number

- EORI 1

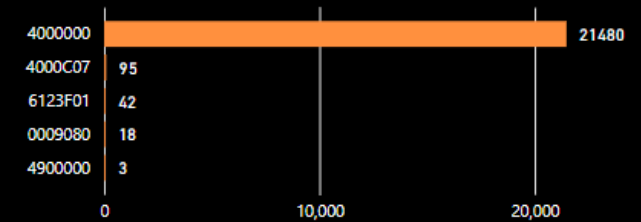
Country of Origin



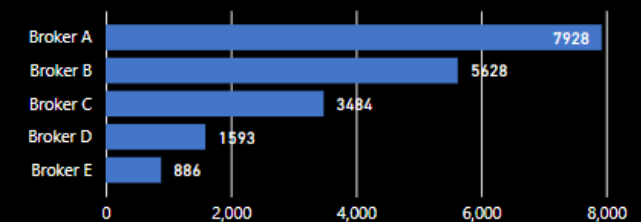
Customs Value and Import VAT Paid



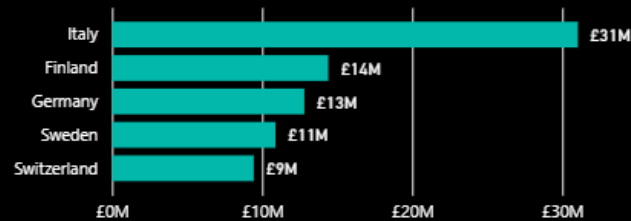
Top 5 CPC Codes by Number of Entries



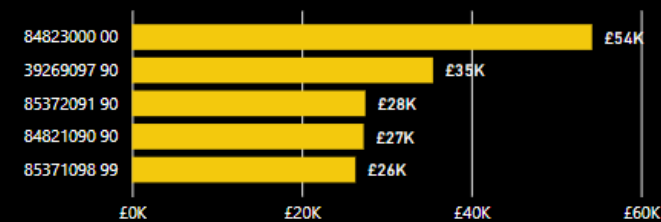
Top 5 Customs Brokers by Entries Prepared



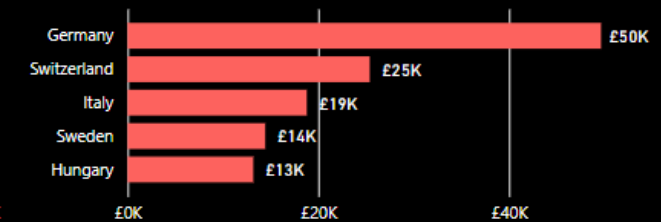
Top 5 Countries of Origin by Customs Value



Top 5 Commodity Codes by Customs Duty Paid



Top 5 Countries of Origin by Preference Unclaimed



Customs Value and Duty Paid by Country of Origin (Top 10 by Customs Value)

Country name	Customs Value	Customs Duty Paid	FTA	GSP	Number of Entries
Italy	£31,046,387	£18,801	Yes	No	2452
Finland	£14,415,078	£7,001	Yes	No	3042
Germany	£12,819,366	£49,661	Yes	No	2895
Sweden	£10,897,455	£14,443	Yes	No	1529
Switzerland	£9,451,389	£25,403	Yes	No	798
China	£8,345,788	£24,577	No	No	4485
Poland	£5,714,599	£4,776	Yes	No	2531
Total	£102,020,526	£263,402			18295

Customs Value and Duty Paid by Commodity Code (Top 10 by Customs Duty Paid)

Commodity Code	Description	Current Duty Rate	Customs Value	Customs Duty Paid
84149000 90	Parts of: air or vacuum pumps, air or other gas compressors, fans and ventilating or recycling hoods incorporating a fan, n.e.s.	2%	£3,382,152	£11,116
85362010 90	Automatic circuit breakers	2%	£3,302,404	£11,704
Total			£17,278,931	£224,593

Customs Duty Paid/Claimed/Unclaimed by Country of Origin

Country name	Preference Claimed	Preference Unclaimed	Customs Duty Paid
Italy	£201,844	£18,801	£18,801
Switzerland	£124,990	£25,403	£25,403
Germany	£70,894	£49,661	£49,661
Sweden	£14,674	£14,443	£14,443
France	£12,395	£422	£422
Finland	£9,761	£7,001	£7,001
Czech Republic	£7,507	£2,594	£2,594
Total	£485,153	£162,954	£316,561