



2023 Global Automotive Consumer Study

Key Findings: TURKEY

January 2023

Contents

1.	Vehicle electrification	04
2.	Future vehicle intentions	16
3.	Vehicle brand and service experience	23
4.	Connectivity	29
5.	About the study	34

From September through October 2022, Deloitte surveyed more than 26,000 consumers in 24 countries (including 1,006 respondents in Turkey) to explore opinions regarding a variety of critical issues impacting the automotive sector, including consumer interest in electric vehicle (EV) adoption, brand perception, and advanced technologies. The overall goal of this annual study is to answer important questions that can help companies prioritize and better position their business strategies and investments.

1

The shift to EVs is happening, but is it moving fast enough?

Consumer interest in EVs is growing as consumers look to lower their operating costs. However, there are a variety of challenges standing in the way, including the time it takes to charge, range anxiety, and availability of public charging infrastructure.

2

An unintended benefit of the vehicle inventory crisis

Product quality still tops the list of factors driving consumer decisions when it comes to which vehicle brand to buy, but expectations regarding the acceptable length of time to wait for delivery may be starting to stretch out as a lasting by-product of the inventory crisis, potentially opening the door to a new “build-to-order” paradigm.

3

Dealers engender significant trust among consumers

When asked who they trust most, surveyed consumers almost equally point to either their selling or servicing dealer, signaling the relatively important, when compared to the OEM (brand/distributor), role each retail stakeholder has in coming together to put the customer first and build relationships on a solid foundation of transparency and empowerment.

4

Subscriptions to connected vehicle services could be a challenge

Consumer interest in connected vehicle features that provide updates regarding road safety, traffic congestion, and suggestions for safer driving routes are relatively high, but respondents would much rather pay for connected technologies as part of the upfront cost of the vehicle compared to a monthly subscription.

Note: Sum of the values for a few questions in the following slides may not add to 100% due to rounding.

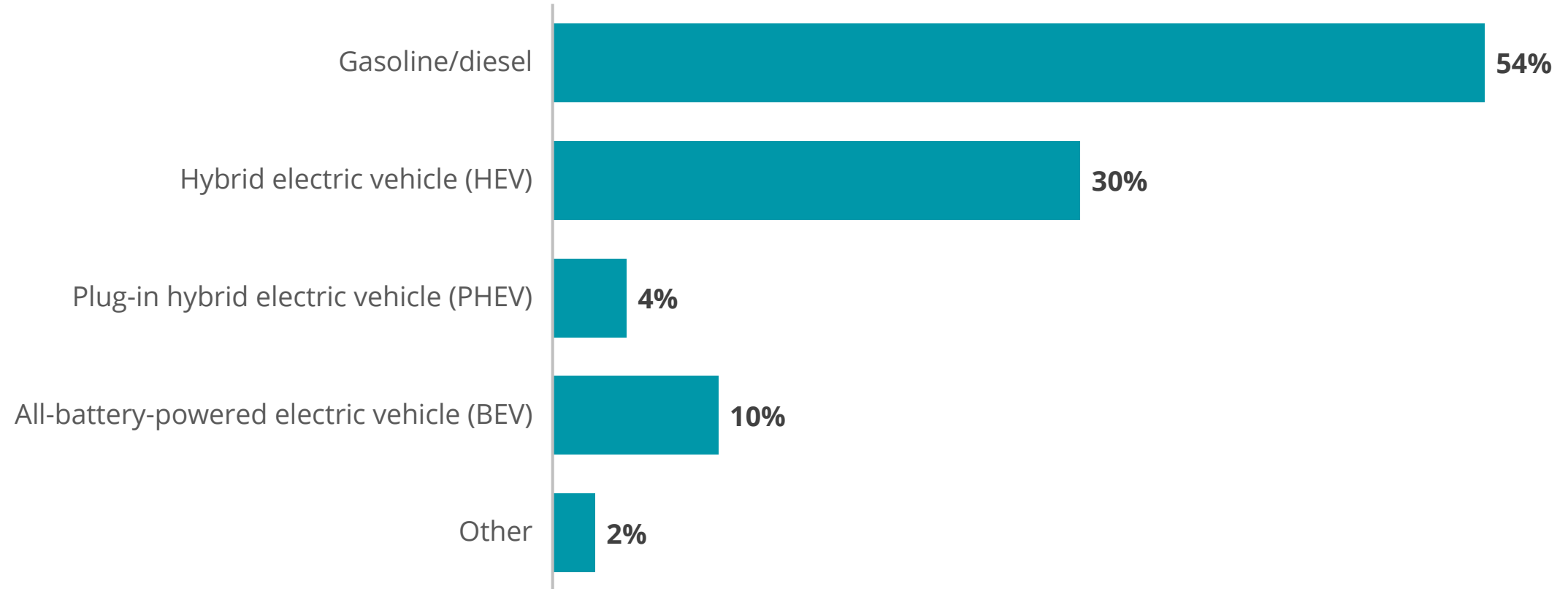
1

Vehicle electrification



The needle is moving toward an electric future, but are we moving fast enough to achieve the ambitious goals that have been set for global carbon emissions reduction?

Preference for type of engine in next vehicle



Note: Other includes vehicles with engine types such as compressed natural gas, ethanol, and hydrogen fuel cells; don't know responses weren't considered.


Q40. What type of engine would you prefer in your next vehicle?

Sample size: n= 947

Copyright © 2023 Deloitte Development LLC. All rights reserved.

The draw for EVs continues to center on the consumer perception that fuel costs will be significantly lower; concern for climate change doesn't make the top five list.

Top 5 reasons for choosing an EV for next vehicle



#1
Lower fuel costs



#2

Better driving experience



#3

Less maintenance



#4

Government incentives



#5

Extra taxes on ICE vehicles

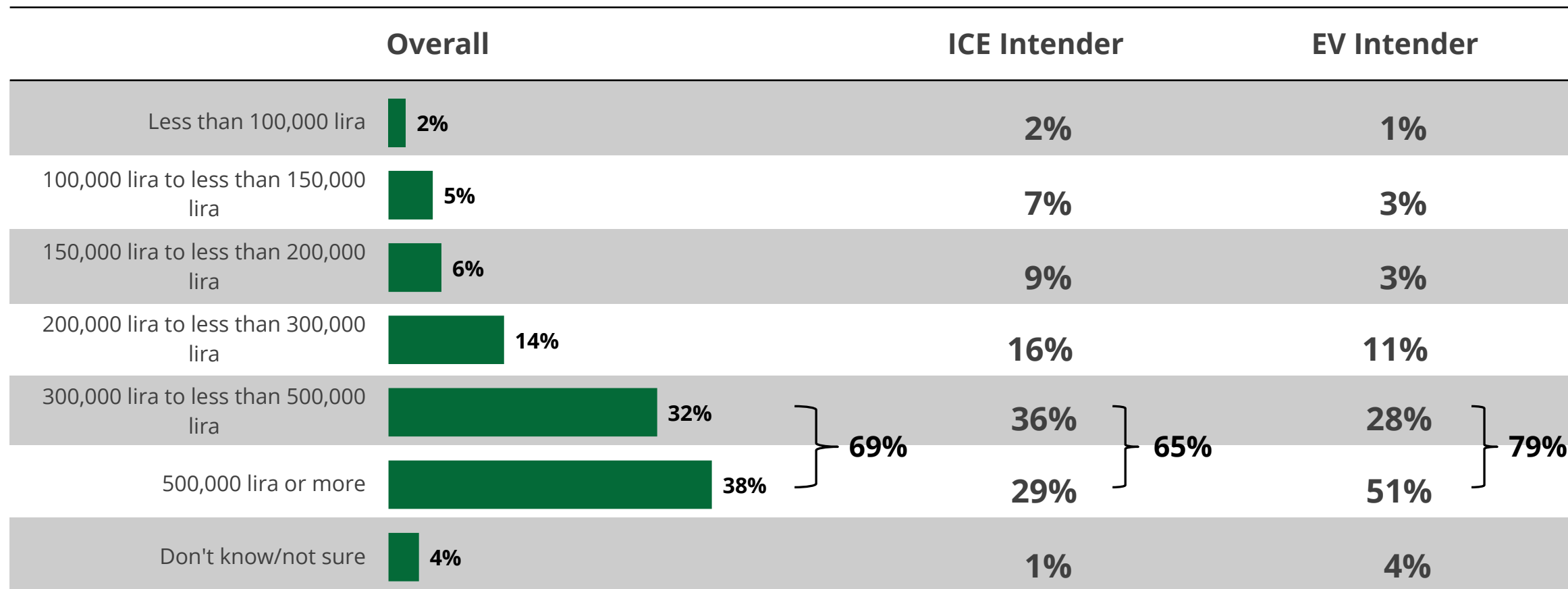
Q41. Please rank the following factors in terms of their impact on your decision to acquire an electrified vehicle (highest to lowest).

Sample size: n= 417

Copyright © 2023 Deloitte Development LLC. All rights reserved.

EV intenders expect to pay more than their ICE peers for their next vehicle with 4 in 10 expecting to pay more than 500K lira.

Preferred price ranges for next vehicles

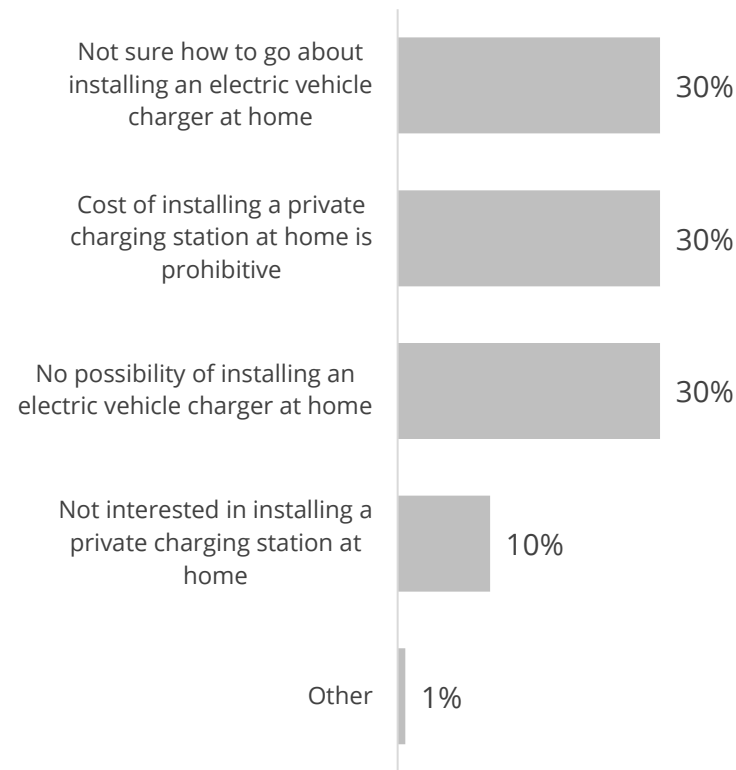


Q39. In which of the following price ranges will you be shopping for your next vehicle? (Please indicate what you would expect to pay after any discounts and/or incentives that might be available.)

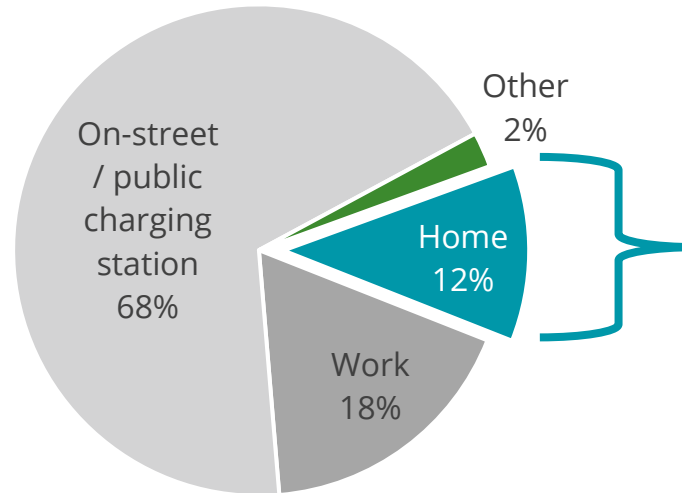
Sample size: [Overall] n= 981; [ICE intender] n= 507; [EV intender] n= 417

Unlike many other global markets, two-thirds of Turkish EV intenders plan to charge their vehicle at public charging stations. They cite lack of knowledge/feasibility to install a charger at home, and high installation costs.

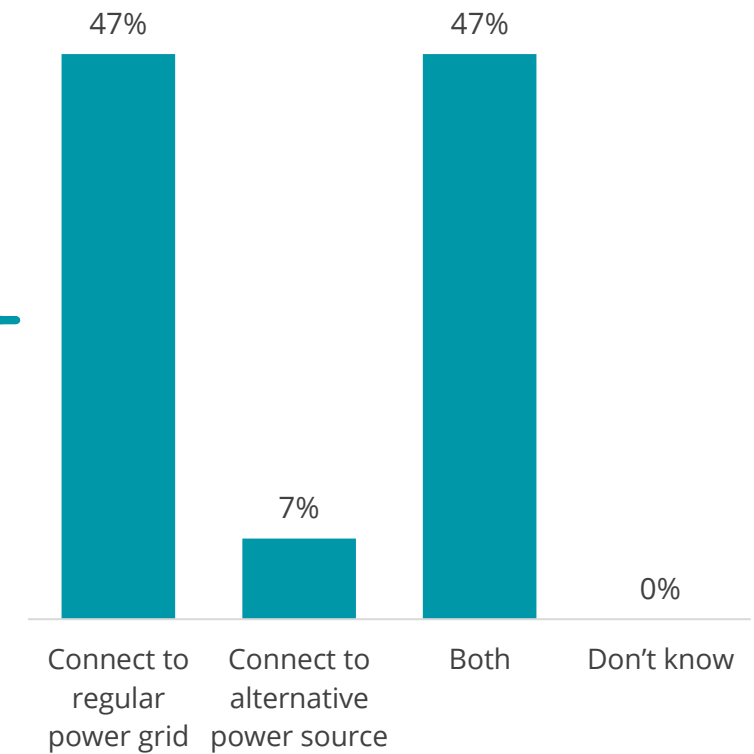
Reasons for not charging an electrified vehicle at home



Expecting to charge electrified vehicle most often at...



Intending to charge electric vehicles at home using...

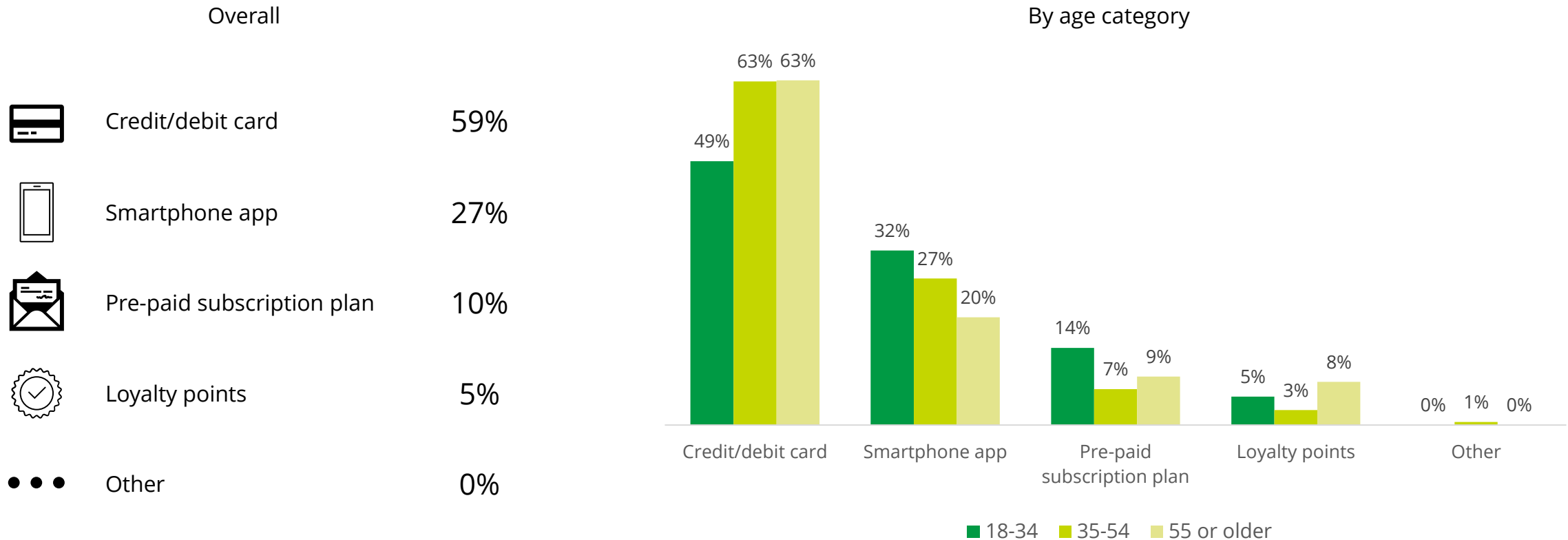


Q43: Where do you expect to charge your electrified vehicle most often?; Q44: How do you intend to charge your electrified vehicle at home?; Q45: What is the main reason you do not intend to charge your electrified vehicle at home?

Sample size: n= 130 [Q43]; 15 [Q44]; 115 [Q45]

Across all age groups, consumers would prefer to pay for public EV charging via credit/debit cards, signaling the need for standardizing the public charging experience to maximize utility and convenience.

Most preferred way to pay for public EV charging



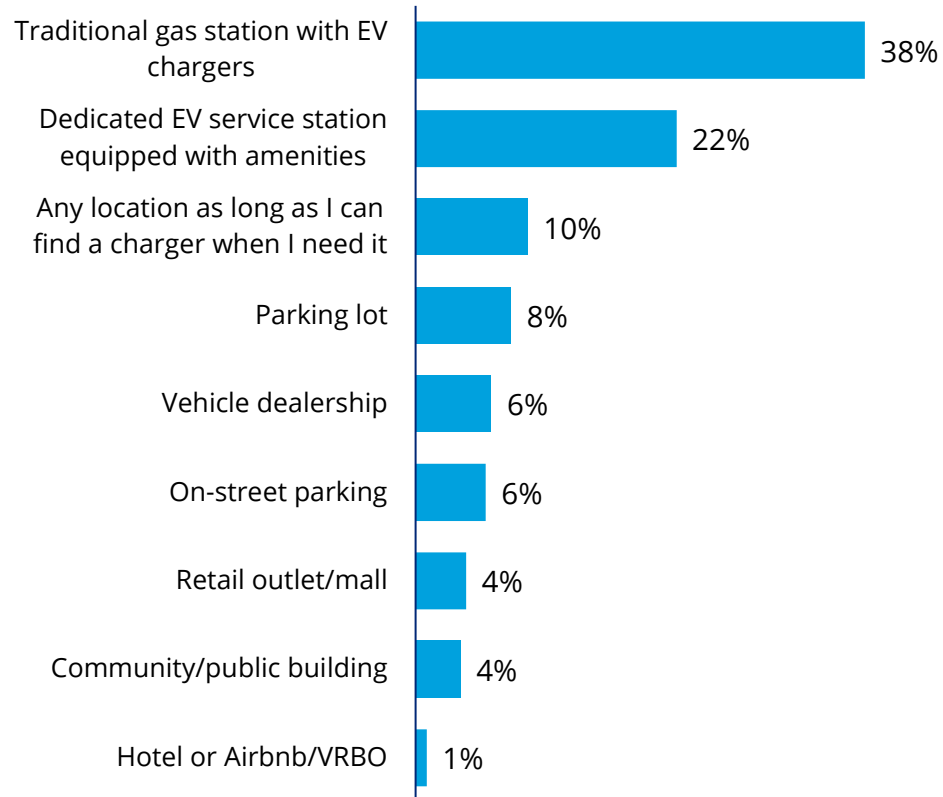
Q49: How would you most prefer to pay for public EV charging?

Sample size: n= 417 [Overall]; 134 [18-34], 182 [35-54], 101 [55+]

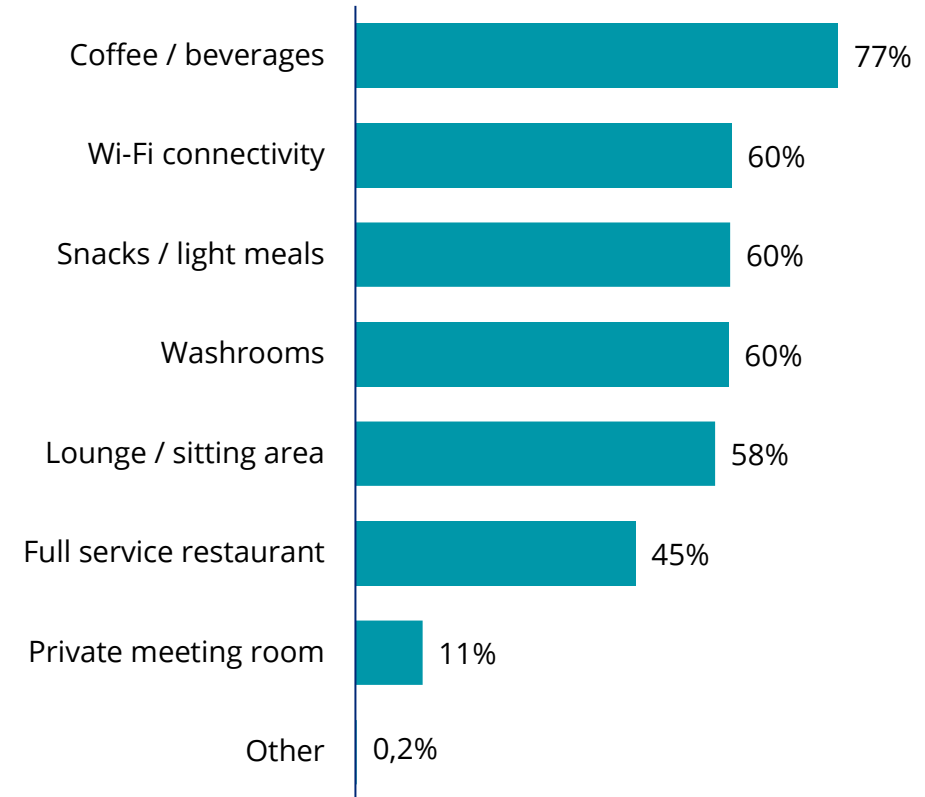
Copyright © 2023 Deloitte Development LLC. All rights reserved.

Consumers would prefer a traditional gas station with EV chargers and amenities such as quick beverages, Wi-Fi connectivity, light meals, and restrooms.

Public locations that the consumers would prefer to charge their EV when they are away from their home



Type of amenities that the consumers want to have access to while their vehicle is charging at a public location



Note: Sum of the percentages in the right-side chart exceed 100% as respondents can select multiple options.

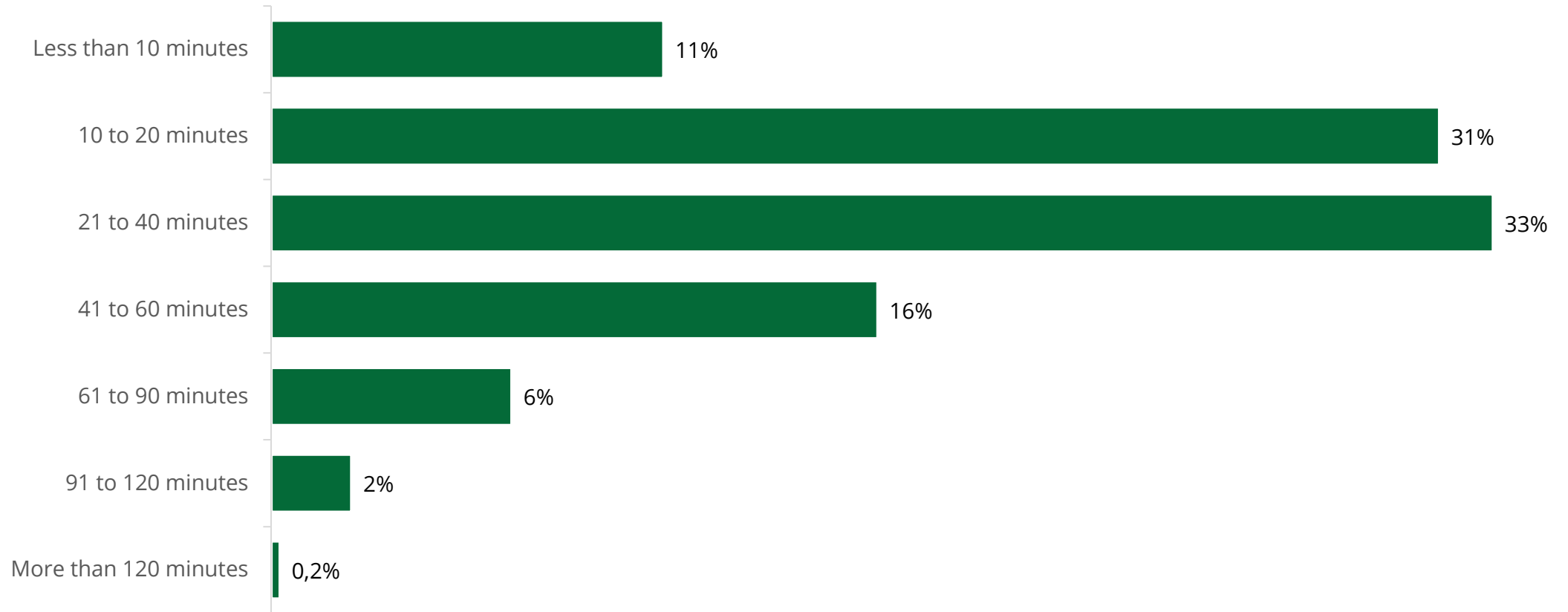
Q46: Which of the following public locations makes the most sense to charge your EV when you are away from home?

Q48: What type of amenities would you want to have access to while your vehicle is charging at a public location?

Sample size: n= 417 [Q46]; 417 [Q48]

Nearly two-thirds of surveyed consumers would wait between 10 and 40 minutes for their vehicle to charge from empty to 80% at a public charging station, challenging conventional wisdom that matching the fossil fuel experience is “table stakes”.

Expected wait time to charge an EV at public charging stations from empty to 80%



Q47: How long would you expect it to take to charge your EV from empty to 80% at a public charging location?

Sample size: n= 417

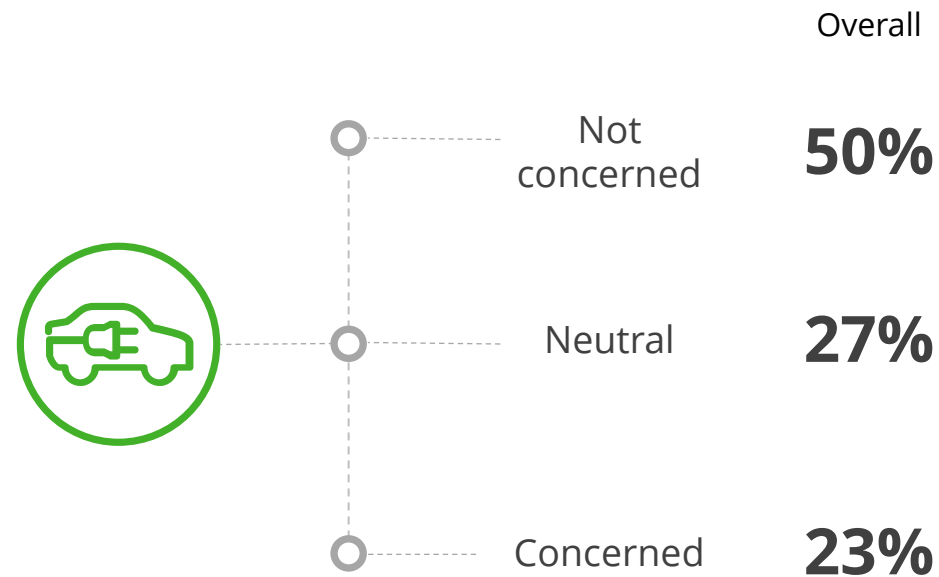
Copyright © 2023 Deloitte Development LLC. All rights reserved.

TURKEY

2023 Deloitte Global Automotive Consumer Study

Consumers looking to purchase a used BEV are not very concerned about the residual value of the vehicle despite lingering questions regarding long-term battery health.

Percentage of consumers who are concerned about the resale/residual value of an all battery-powered electric vehicle (BEV)



Note: Used includes nearly new/certified pre-owned and other used vehicles.

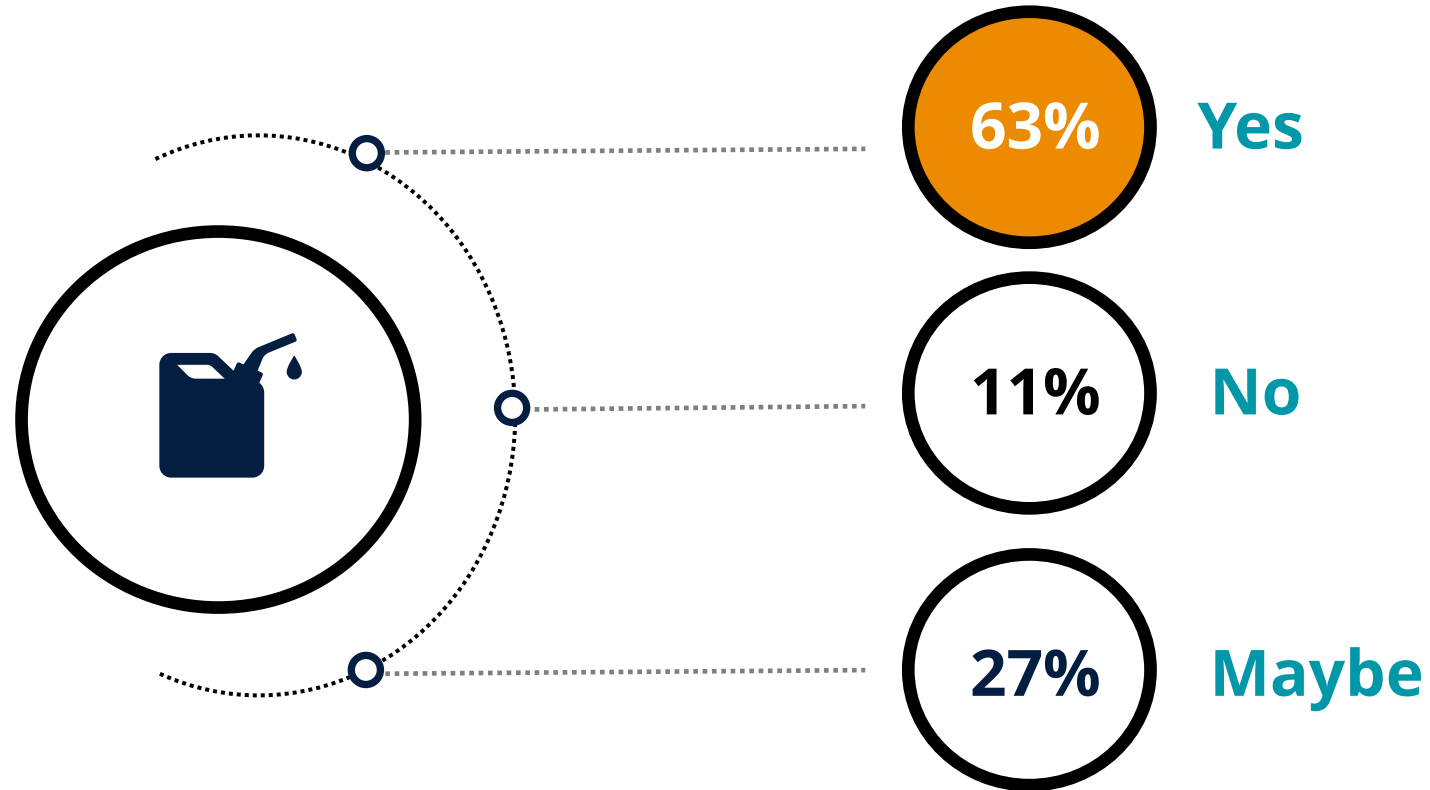
Q50: To what extent are you concerned about the resale/residual value of an all battery-powered electric vehicle?

Sample size: n= 90

Copyright © 2023 Deloitte Development LLC. All rights reserved.

63% of consumers would rethink their decision to purchase EV if an environmentally sustainable, synthetic combustion fuel was available.

Percentage of consumers who would rethink an EV purchase if an environmentally sustainable, synthetic fuel alternative was available for traditional (ICE) engines



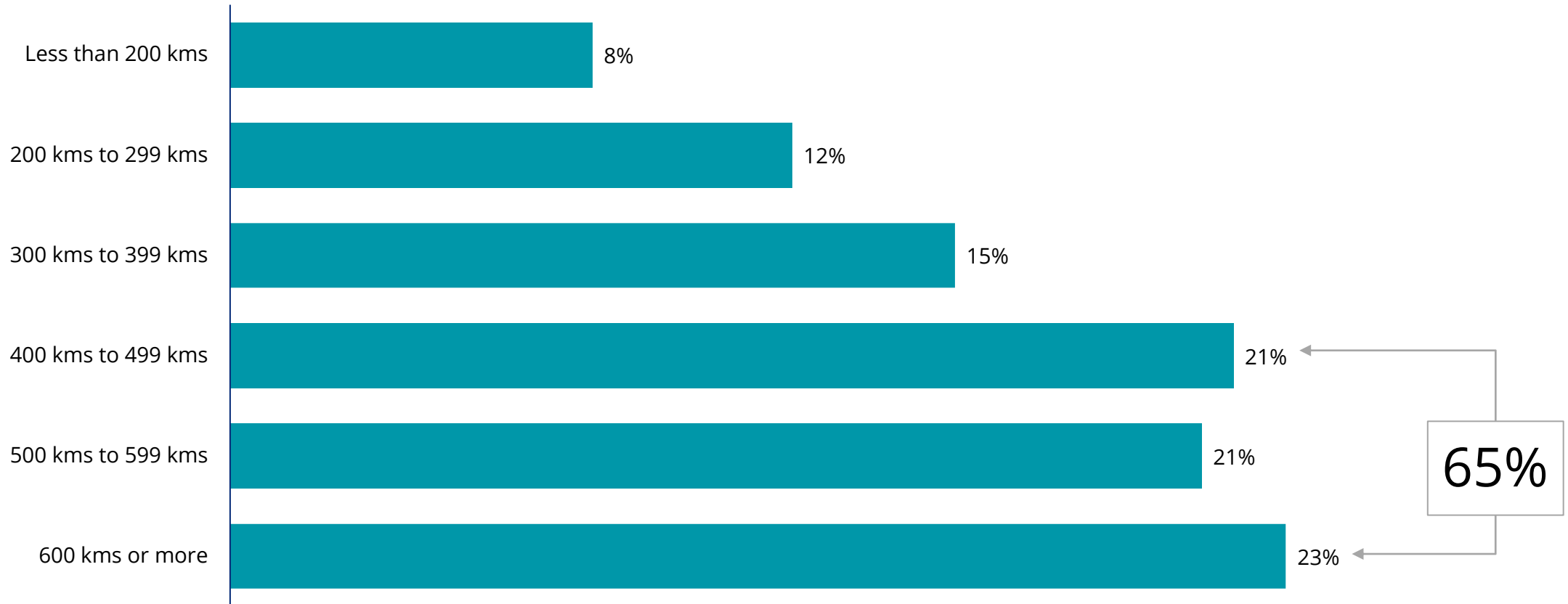
Q42: In a scenario where an environmentally sustainable, synthetic fuel alternative (i.e., carbon-neutral gas) that would work in traditional internal combustion engines was readily available, would you rethink your decision to purchase an EV?

Sample size: n= 417

Copyright © 2023 Deloitte Development LLC. All rights reserved.

Nearly two-thirds of non-BEV intenders would expect a fully charged BEV to have a driving range of at least 400 kms in order to consider one as a viable option for their next vehicle.

Consumer expectations regarding BEV driving range



Q52: How much driving range would a fully charged all-battery electric vehicle need to have in order for you to consider acquiring one?

Sample size: n= 891

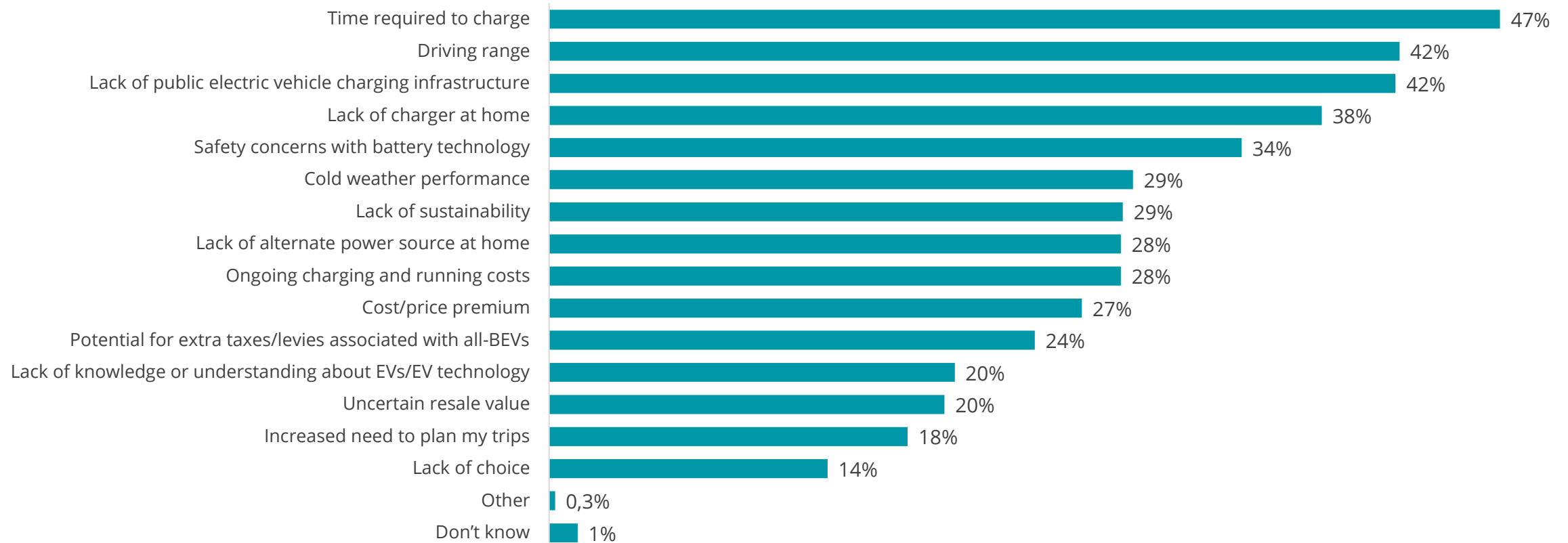
Copyright © 2023 Deloitte Development LLC. All rights reserved.

TURKEY

2023 Deloitte Global Automotive Consumer Study

When it comes to BEVs, consumers are most concerned about charging time, driving range, and a lack of charging infrastructure.

Greatest concern regarding all battery-powered electric vehicles



Note: Sum of the percentages exceed 100% as respondents can select multiple options.

Q51: What are your biggest concerns regarding all battery-powered electric vehicles? Please select all that apply.

Sample size: n= 981

Copyright © 2023 Deloitte Development LLC. All rights reserved.

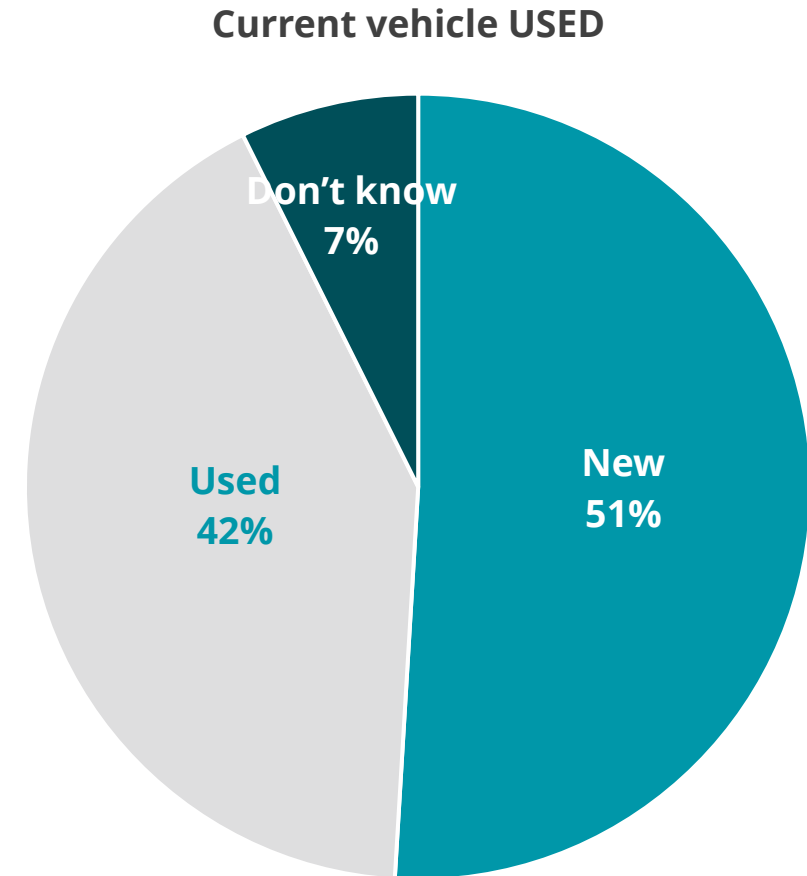
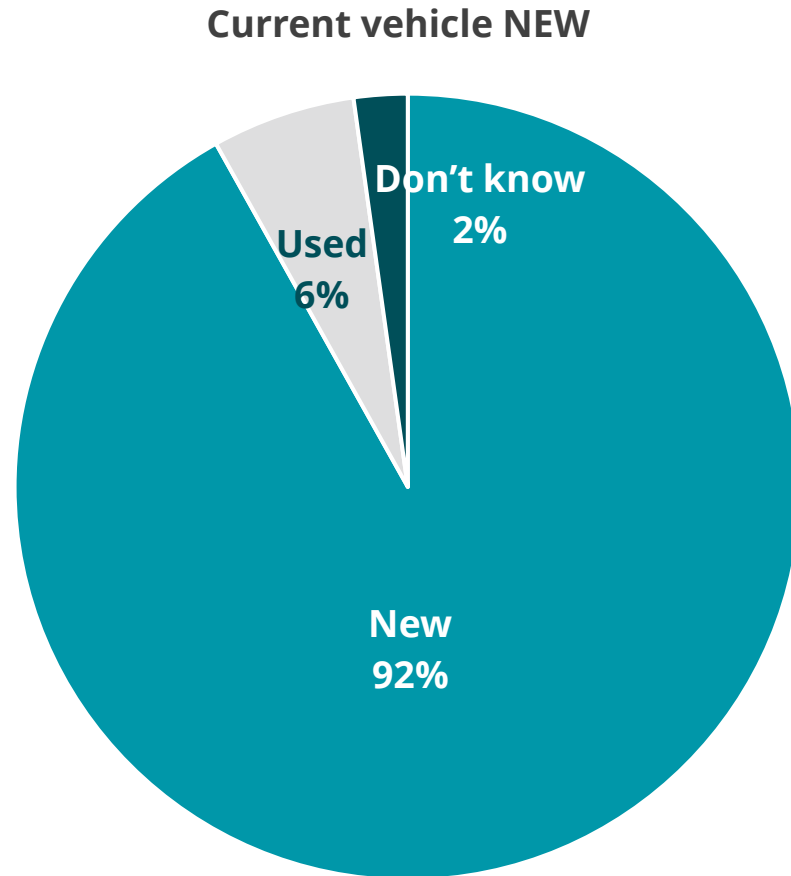
2

Future vehicle intentions



Almost all the owners who acquired their current vehicle new intend to buy a new vehicle again while half of the people who acquired their vehicle used said the same.

Next vehicle type by current vehicle type



Q30. Will your next vehicle be new or used?

Sample size: n= 542 [New], 367 [Used]

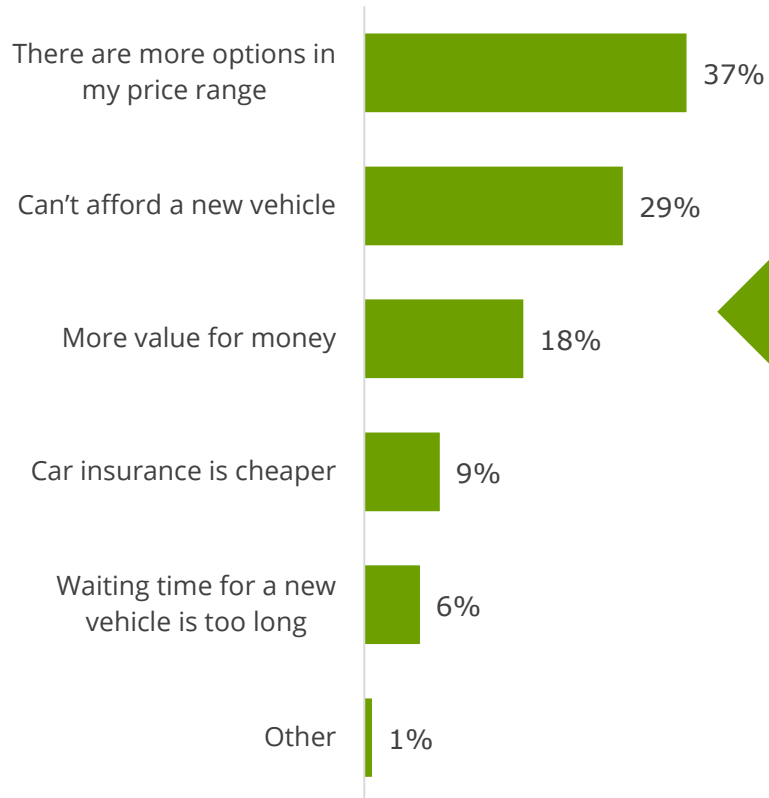
Copyright © 2023 Deloitte Development LLC. All rights reserved.

TURKEY

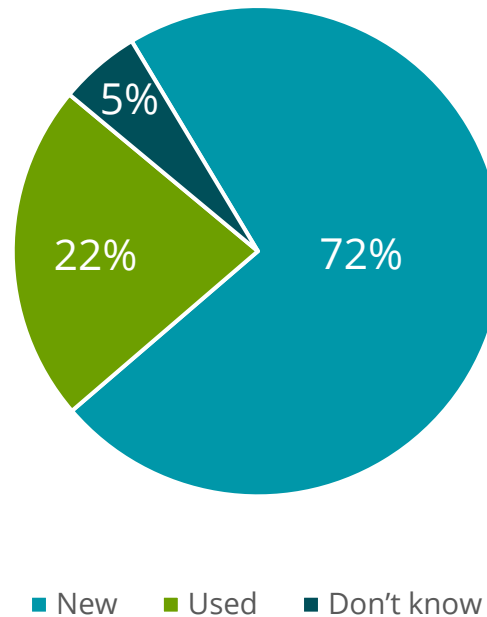
2023 Deloitte Global Automotive Consumer Study

Access to the latest features and reliability are the primary reasons for choosing a new vehicle. Those planning to buy used cite multiple options in their price range as the main reason.

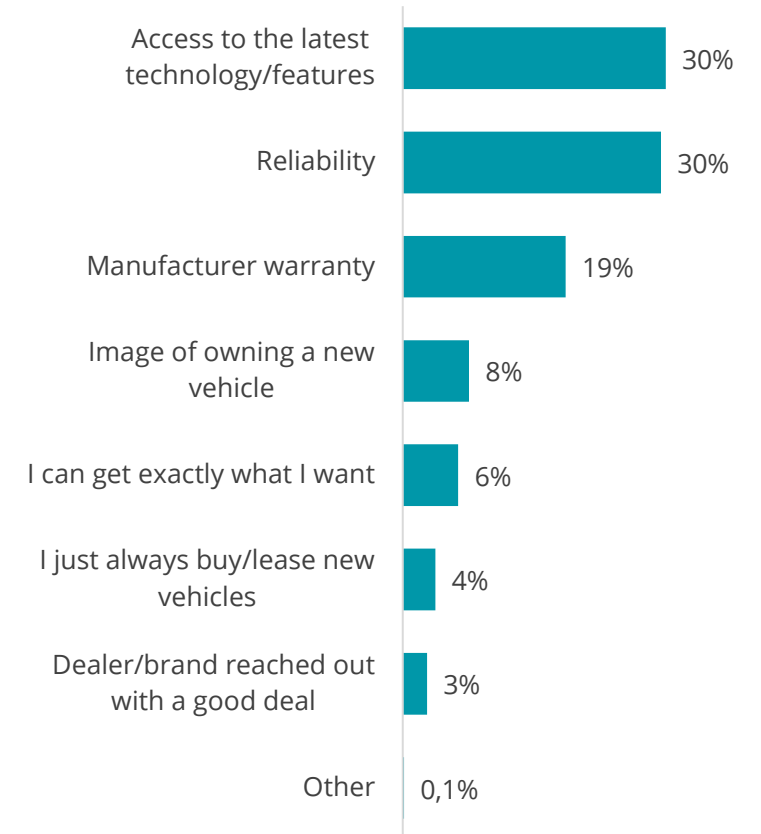
Reasons for choosing used vehicle



Kind of next vehicle



Reasons for choosing new vehicle



Note: Used includes nearly new/certified pre-owned and other used vehicles.

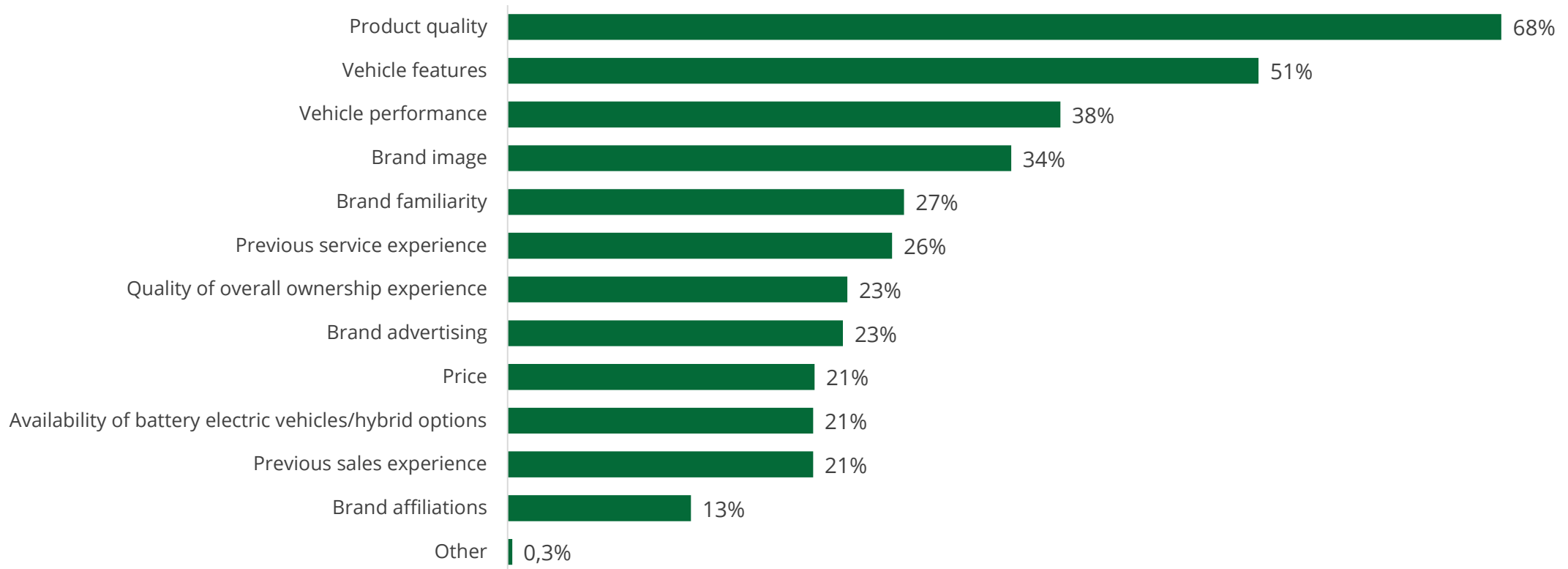
Q30: Will your next vehicle be new or used?; Q31/32: Considering your intent to buy a new/used vehicle, why is this preferred?

Sample size: n= 990 [Q30]; 716 [Q31]; 221 [Q32]

Copyright © 2023 Deloitte Development LLC. All rights reserved.

Vehicle product quality is the defining factor for consumers when choosing one brand over another. The availability of EV options rates much lower in terms of importance.

Most important factors driving the choice of brand for your next vehicle



Note: Sum of the percentages exceed 100% as respondents can select multiple options.

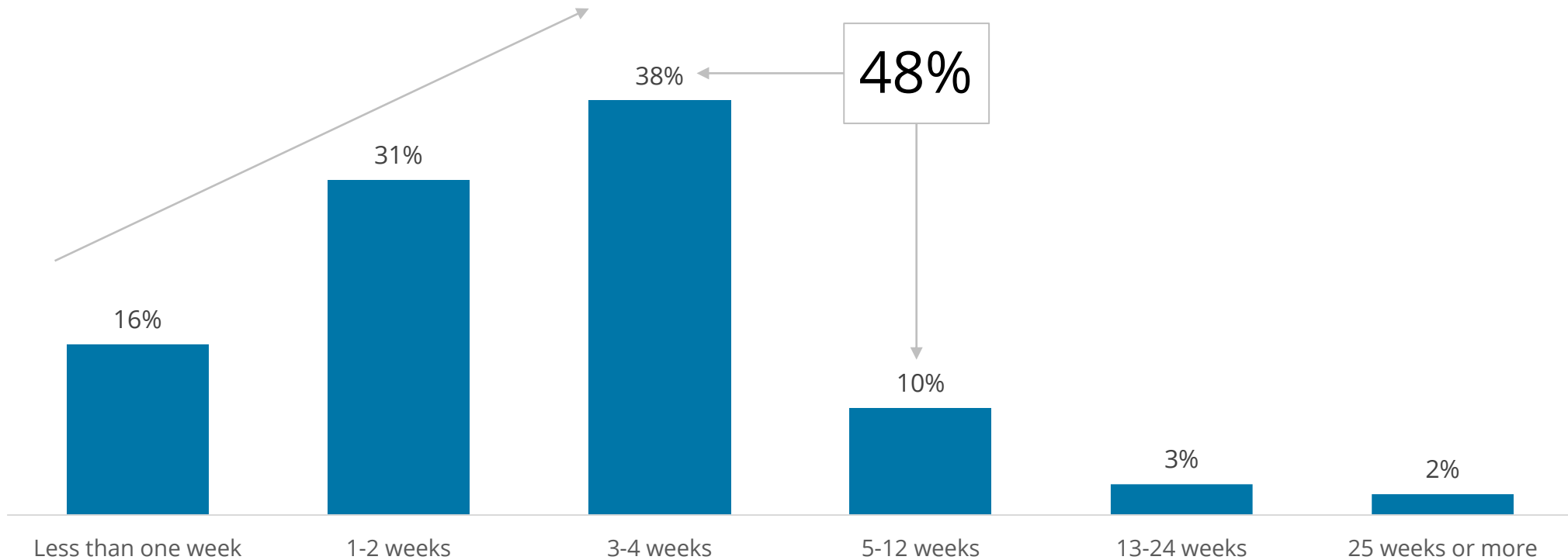
Q35. What are the most important factors driving the choice of brand for your next vehicle? (Please select all that apply).

Sample size: n= 981

Copyright © 2023 Deloitte Development LLC. All rights reserved.

The current inventory crisis may be training consumers to expect longer wait times for delivery of a new vehicle, opening the door to a more “build-to-order” retail paradigm.

Acceptable length of time to wait for delivery of next vehicle



Q37: In your opinion, what is an acceptable length of time to wait for delivery of your next vehicle if it meant you got exactly what you wanted (i.e., features, color, etc.)?

Sample size: n= 981

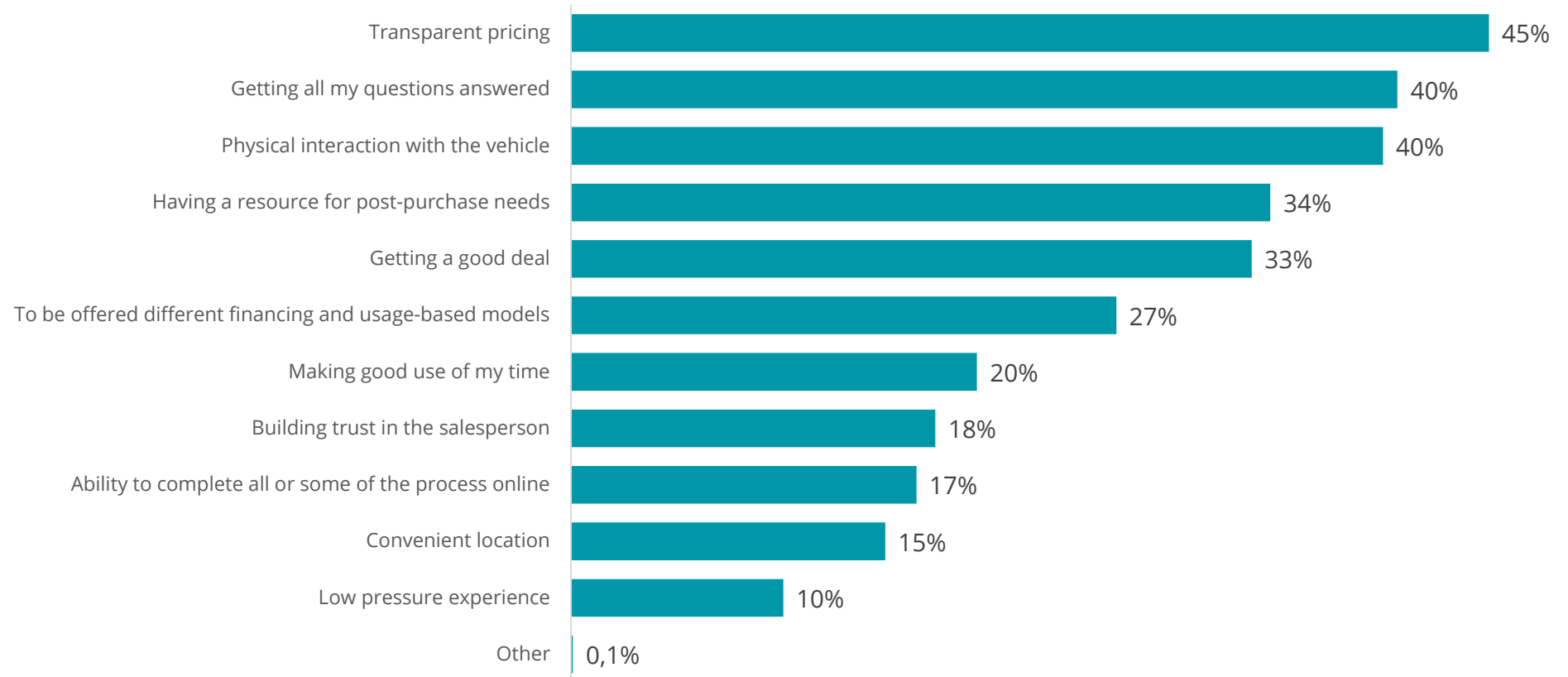
Copyright © 2023 Deloitte Development LLC. All rights reserved.

TURKEY

2023 Deloitte Global Automotive Consumer Study

Having said that, some things never change as consumers still need transparent pricing and all of their questions answered before they commit to buying a vehicle.

Most important aspects of the vehicle purchase experience



Note: Sum of the percentages exceed 100% as respondents can select multiple options.

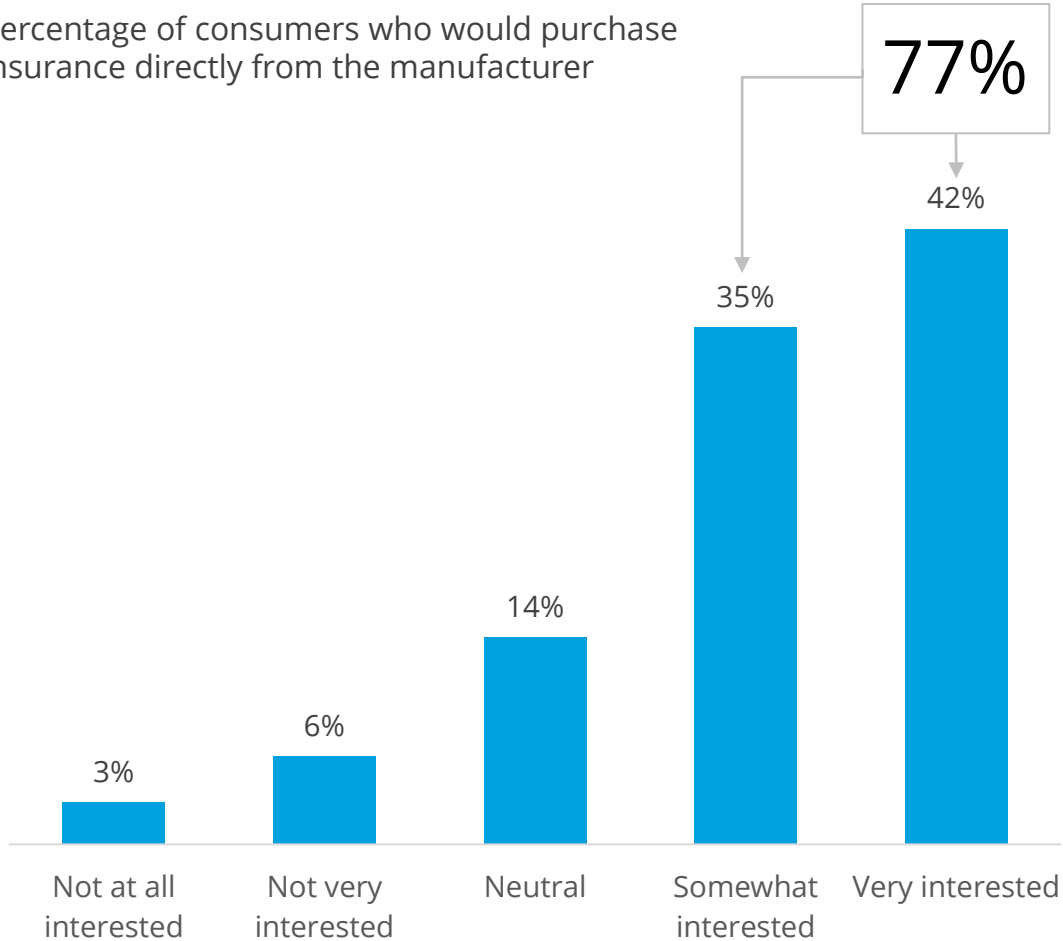
Q59: When looking to acquire your next vehicle, what are the top three most important aspects of the purchase experience?

Sample size: n= 981

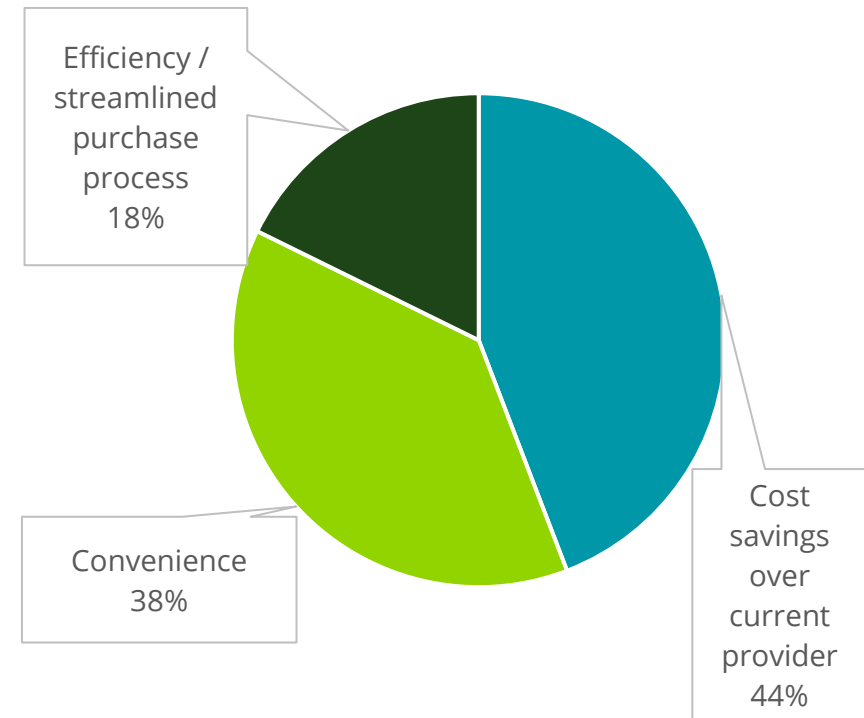
Copyright © 2023 Deloitte Development LLC. All rights reserved.

OEMs are looking at every potential profit pool going forward, including bringing insurance products in-house, signaling a significant disruption for the traditional value chain.

Percentage of consumers who would purchase insurance directly from the manufacturer



For those consumers who are interested in purchasing insurance directly from the manufacturer, primary benefits are..



Q60: The next time you acquire a vehicle, how interested would you be in purchasing insurance directly from the vehicle manufacturer?;
Q61: What do you expect the primary benefit of buying insurance directly from the manufacturer to be?

Sample size: n= 981 [Q60]; 756 [Q61]

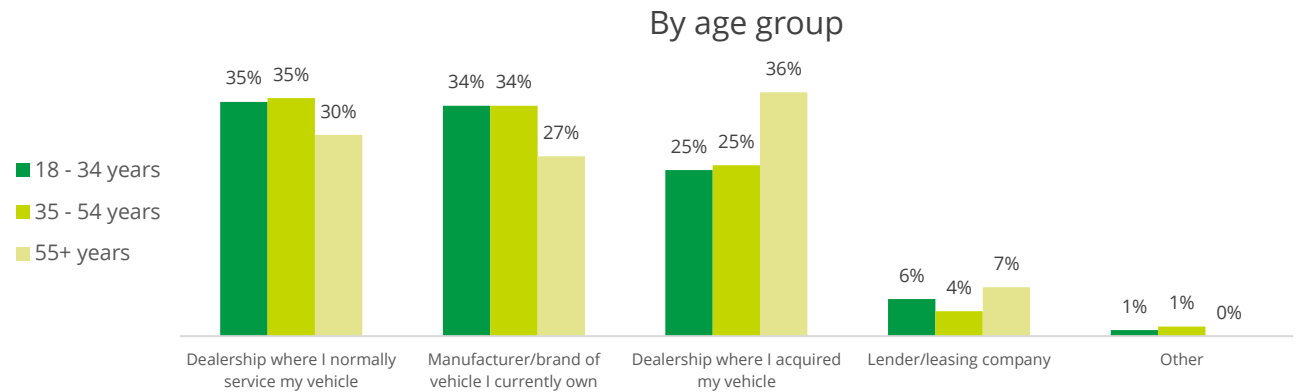
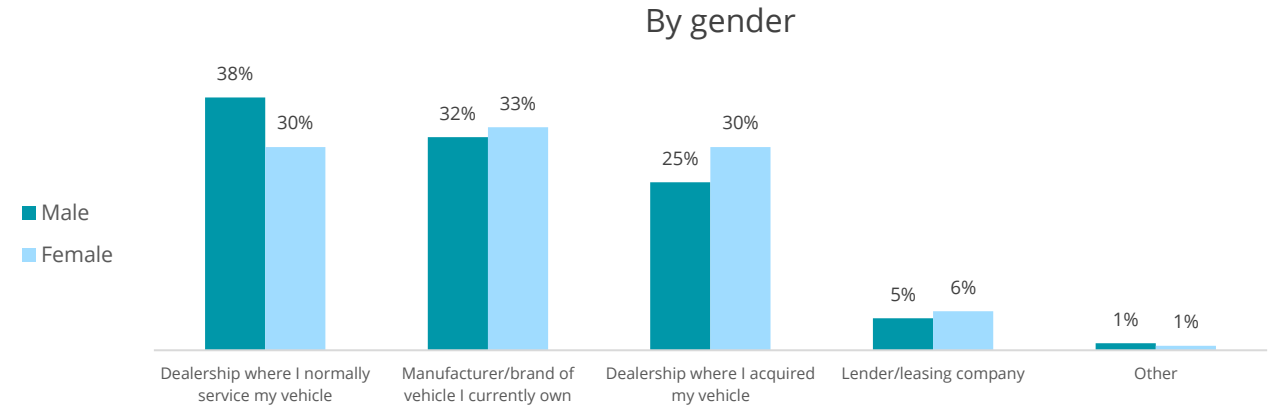
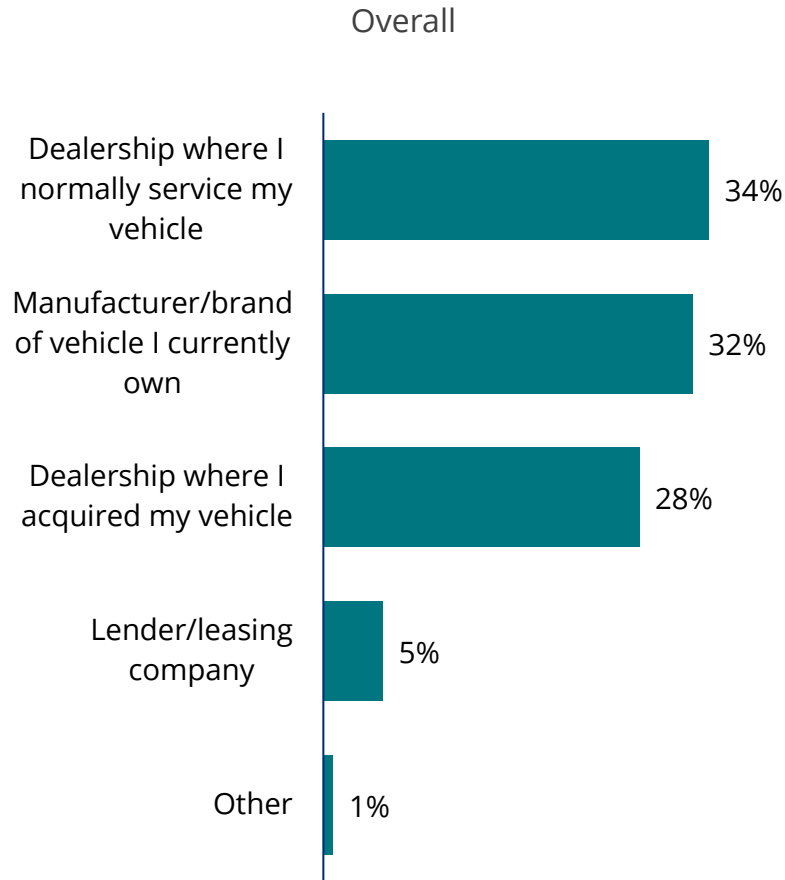
3

Vehicle brand and service experience



Consumer trust is tilted towards the dealer, either selling or servicing, signaling the importance of retail touchpoints in the customer relationship.

Consumers have the most trusted relationship with...



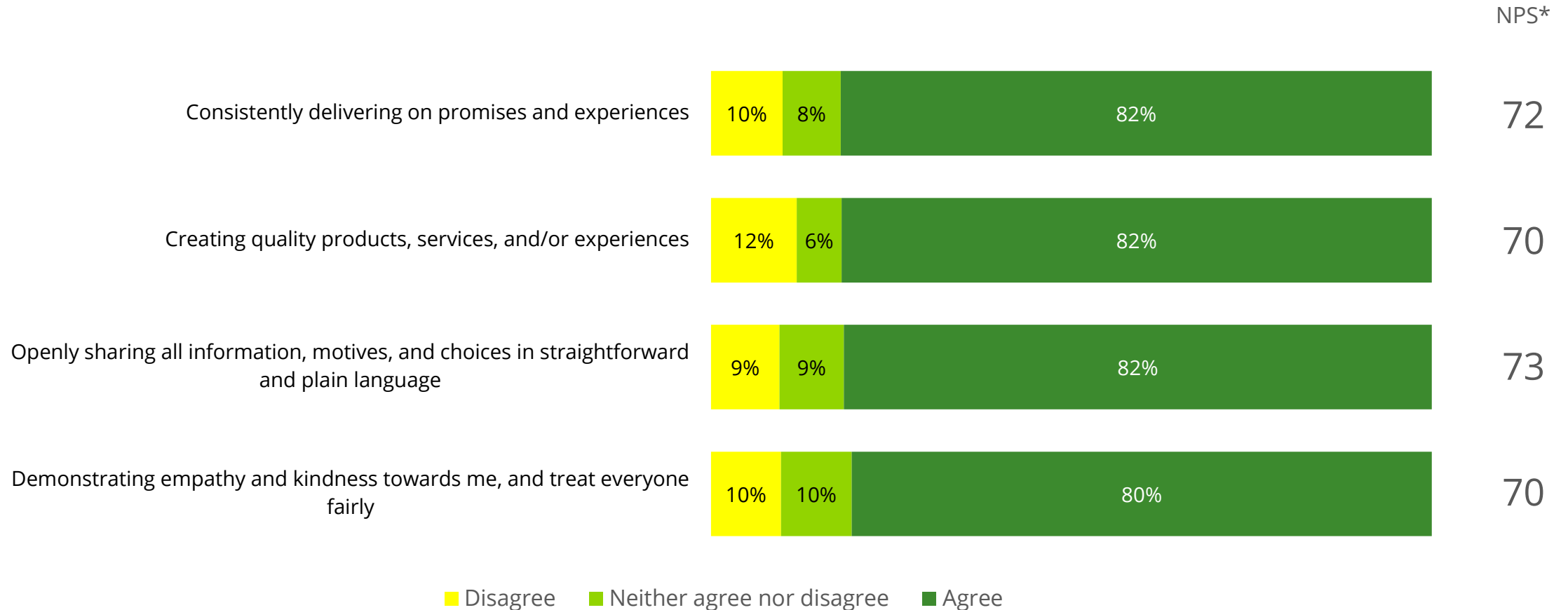
Q27: With whom do you have the most trusted relationship?

Sample size: n= 917 [Overall]; 461 [Male], 447 [Female]; 345 [18-34], 351 [35-54], 221 [55+]

Copyright © 2023 Deloitte Development LLC. All rights reserved.

More than 8 in 10 consumers believe that vehicle brands deliver on promises, create quality products and services, share information, and treat everyone fairly.

Consumer opinions on the brand of vehicle they currently own



*Net promoter score (percentage agree minus percentage disagree).

Note: Disagree includes strongly disagree, disagree, and somewhat disagree values; Agree includes strongly agree, agree, and somewhat agree values.

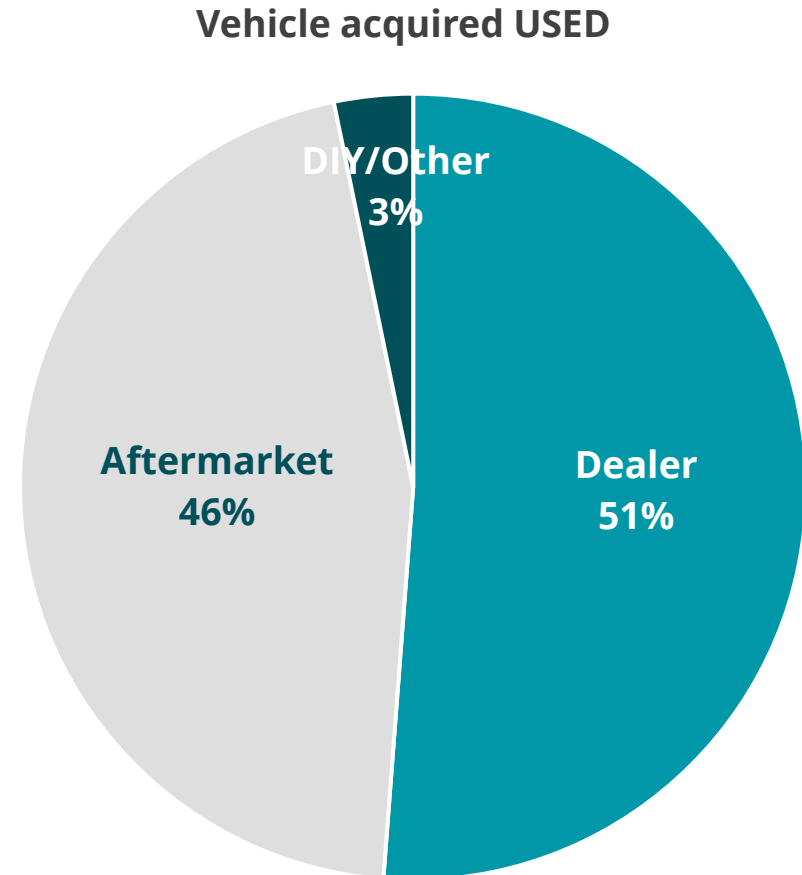
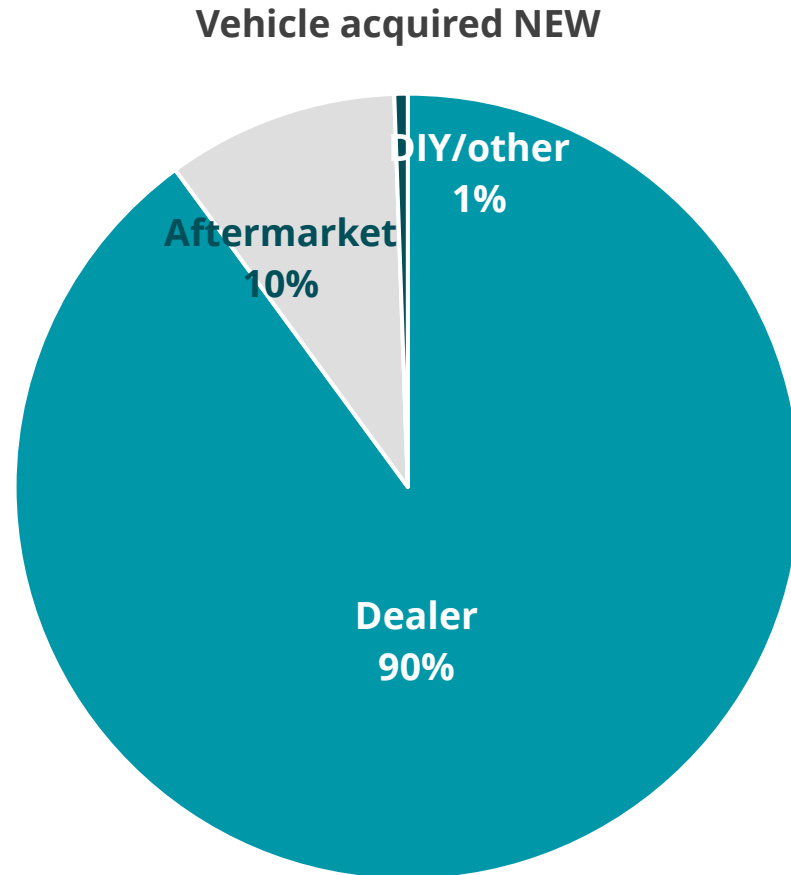
Q18: To what extent do you agree or disagree with the following statements relative to the brand of vehicle you currently own?

Sample size: n= 917

Copyright © 2023 Deloitte Development LLC. All rights reserved.

9 in 10 consumers who originally acquired their vehicle new routinely take it back to the dealer for service, whereas only half of used vehicle owners do the same.

Preferred vehicle service provider by how current vehicle was acquired



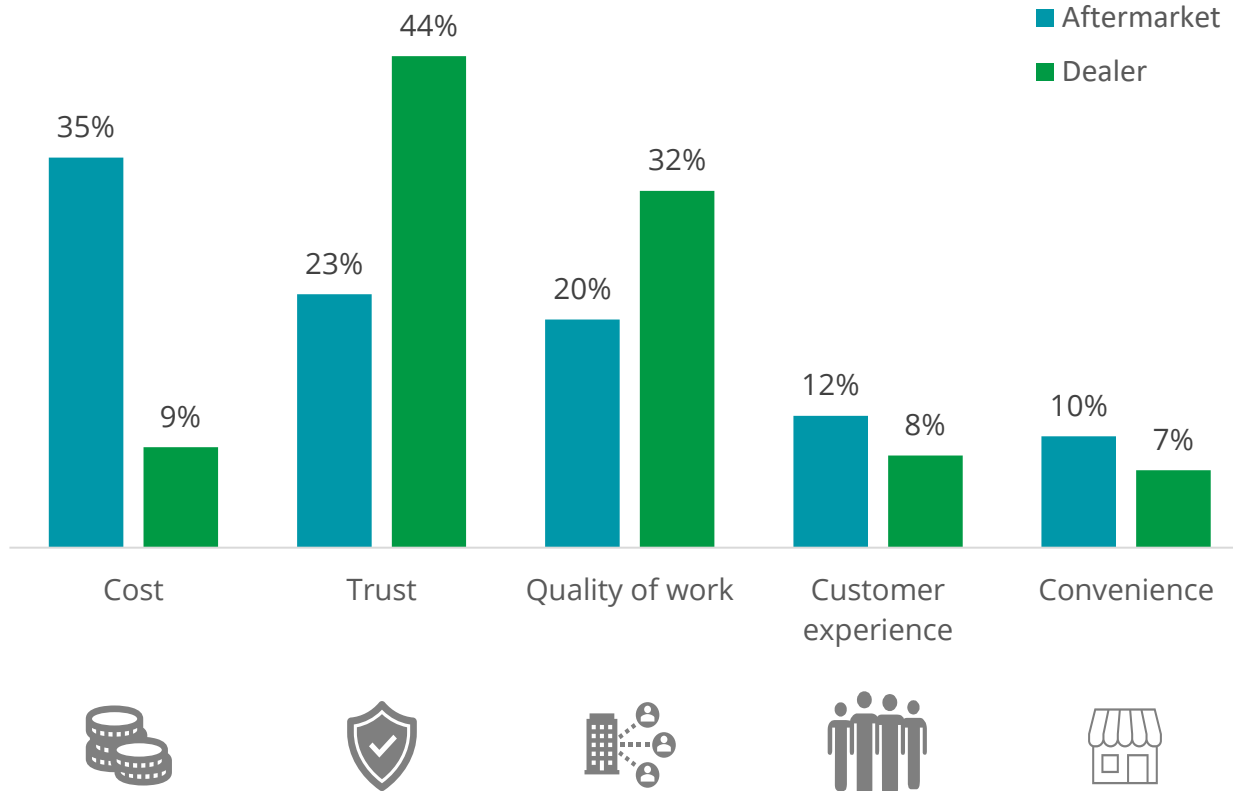
Q24: Where do you normally service your vehicle?

Sample size: n= 546 [New], 371 [Used]

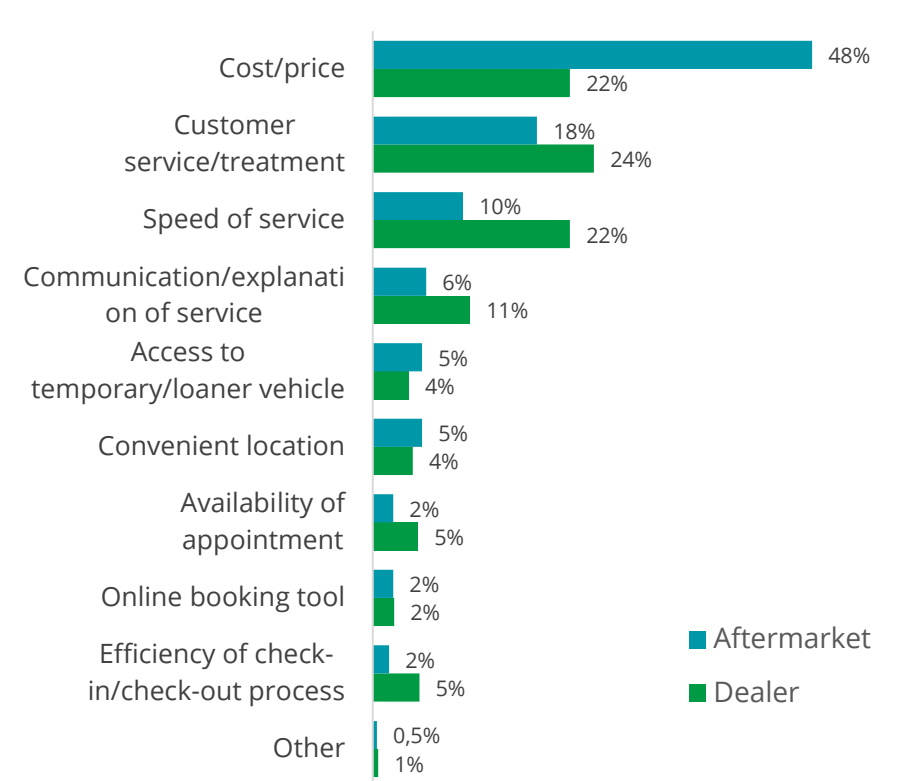
Copyright © 2023 Deloitte Development LLC. All rights reserved.

Cost and trust are the main factors for consumers when choosing a vehicle service provider. When it comes to the experience, cost, customer service, and speed rank at the top.

Reasons for choosing vehicle service provider (by preferred provider)



Most important aspect of the vehicle service experience (by preferred provider)



Note: "Other" reasons not shown for choosing a vehicle service provider.

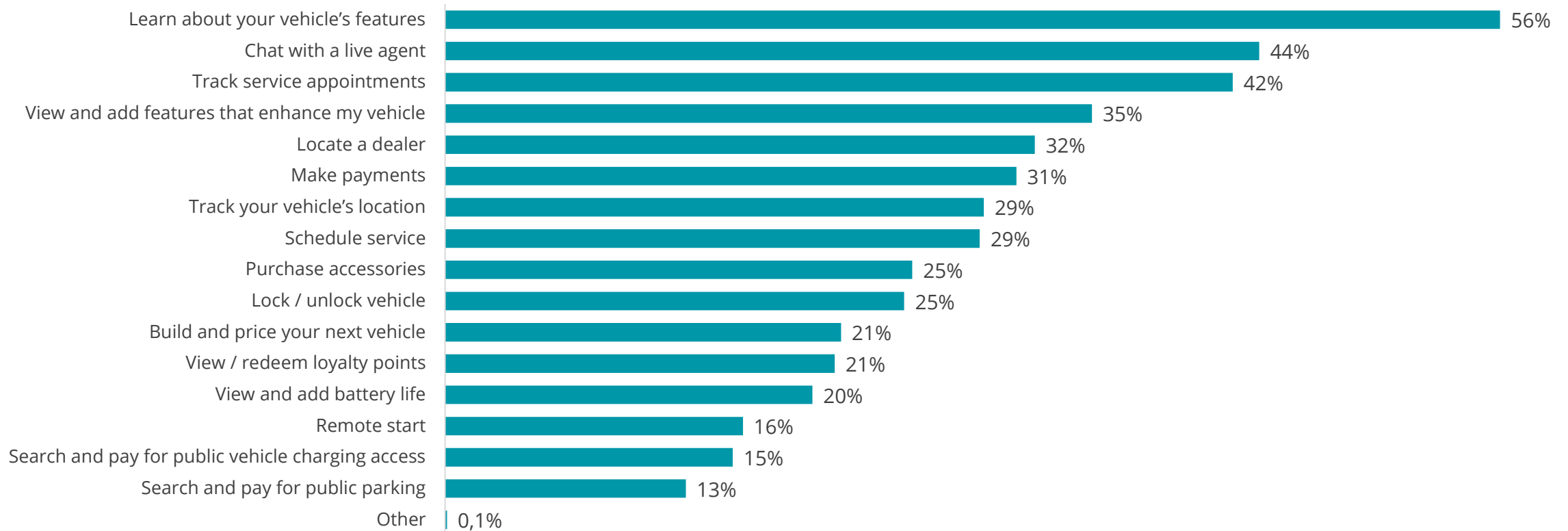
Q25: What is the most important reason for your preferred choice of vehicle service provider?; Q26: What is the most important aspect of a vehicle service experience?

Sample size: n= 681 [Dealer] and 221 [Aftermarket] for Q25 and Q26

Copyright © 2023 Deloitte Development LLC. All rights reserved.

Consumers most prefer to access features/applications that help them in learning about their vehicle's features, chatting with a live agent, and tracking service appointments.

Important features of a vehicle brand app



Note: Sum of the percentages exceed 100% as respondents can select multiple options.

Q28: What are the most important features of a vehicle brand app? Please select all that apply.

Sample size: n= 917

Copyright © 2023 Deloitte Development LLC. All rights reserved.

TURKEY

2023 Deloitte Global Automotive Consumer Study

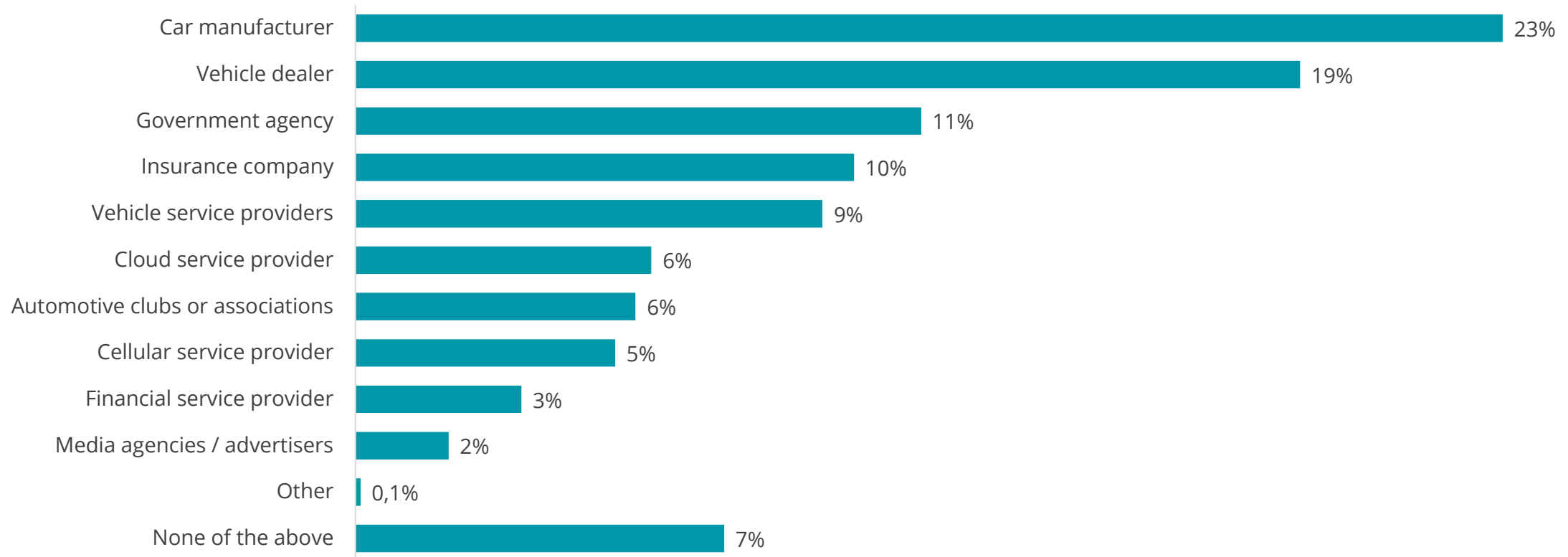
4

Connectivity



Consumers trust OEMs and vehicle dealers the most to manage data generated by the vehicle.

Consumer opinions on whom they trust the most to manage data generated/collected by their vehicle



Q57: In a scenario where you owned a connected vehicle, which of the following entities would you most trust to have access to the data your vehicle generates?

Sample size: n= 981

Copyright © 2023 Deloitte Development LLC. All rights reserved.

TURKEY

2023 Deloitte Global Automotive Consumer Study

Consumers are ready to share PII* if it helps them get road safety updates and suggestions for alternate and safer routes.

Consumer opinions on benefits of connected vehicles



*Personally identifiable information.

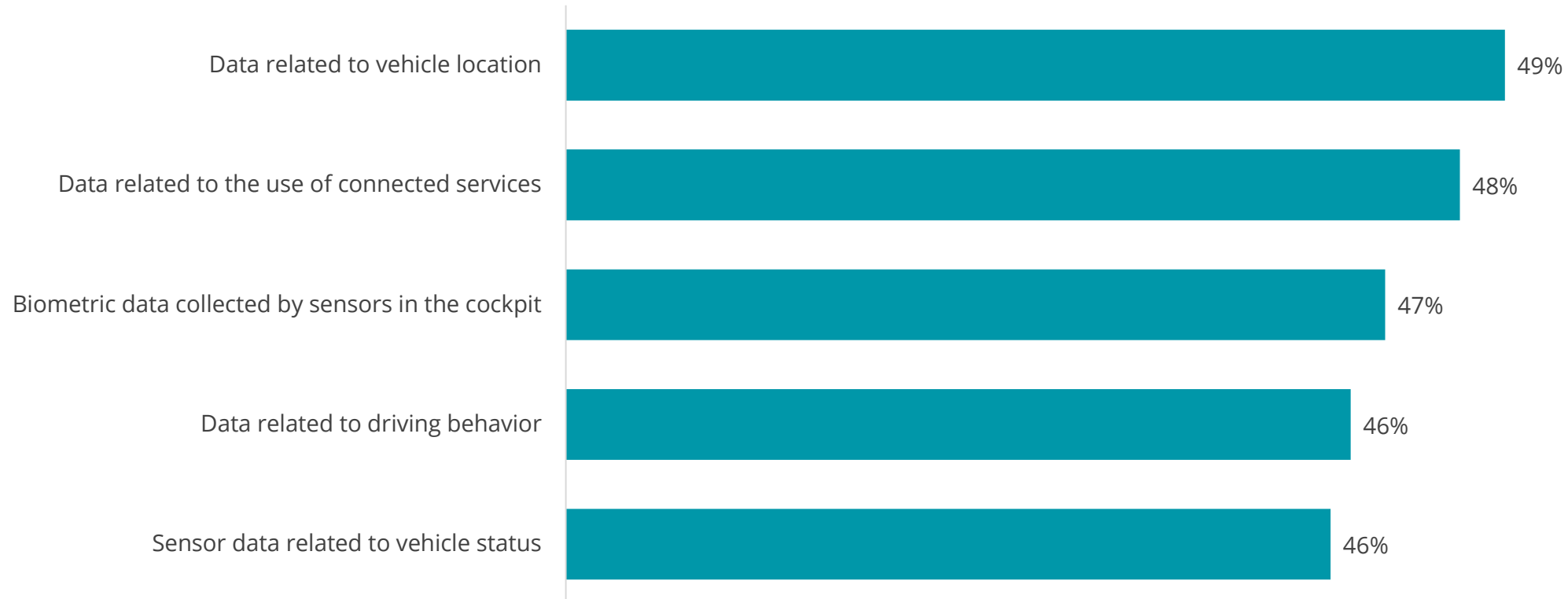
Q55: How interested are you in the following benefits of a connected vehicle if it meant sharing your own personally identifying data and/or vehicle/operational data with the manufacturer or a third party?

Sample size: n= 981

Copyright © 2023 Deloitte Development LLC. All rights reserved.

At the same time, most consumers are concerned if data related to the vehicle's location, connected services usage, and biometrics is shared.

Percentage of consumers concerned by sharing data with vehicle manufacturer, dealer, insurance company, and/or other third parties



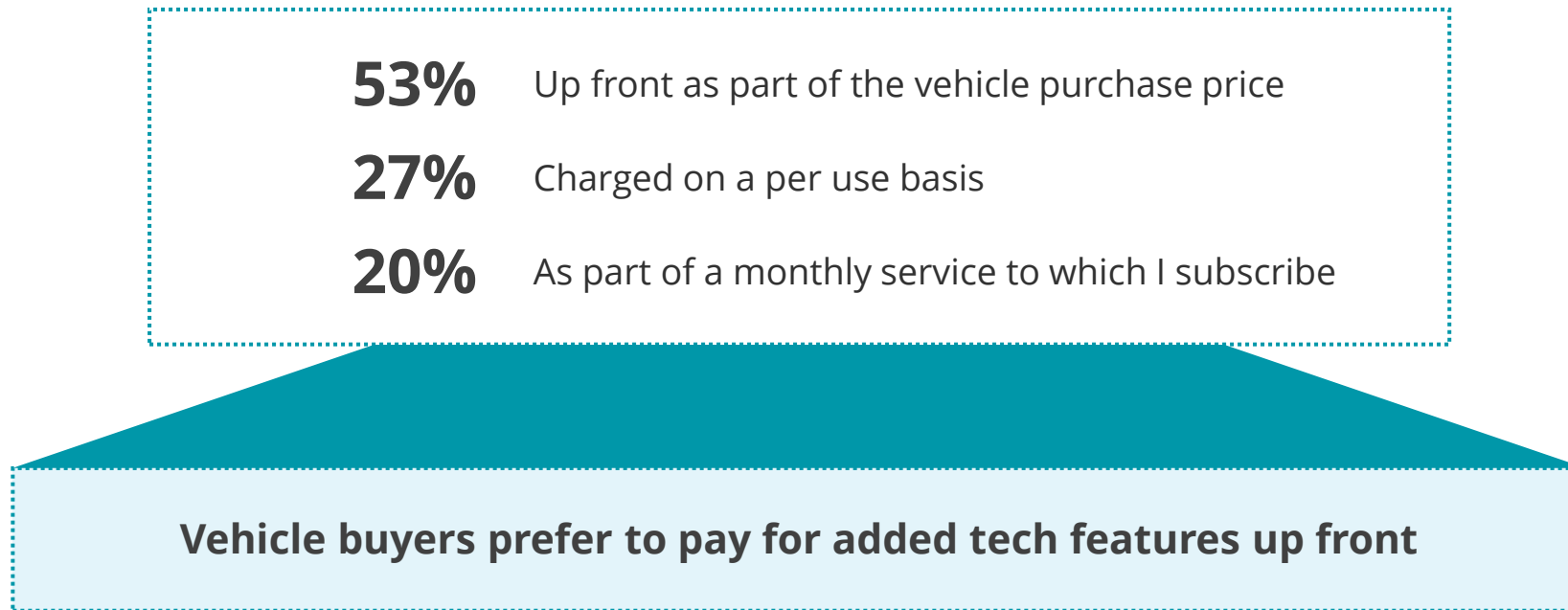
Q56: As vehicles become more and more connected to the internet, how concerned would you be if the following types of data were shared with your vehicle manufacturer, dealer, insurance company and/or other third parties?

Sample size: n= 981

Copyright © 2023 Deloitte Development LLC. All rights reserved.

Half of surveyed consumers would prefer to pay for connected technologies upfront as part of the purchase price, representing a challenge for OEMs looking to build new revenue streams via monthly subscriptions.

Preferred way to pay for additional connectivity technologies



Q58: How would you prefer to pay for additional connectivity technologies in your vehicle?

Sample size: n= 981

Copyright © 2023 Deloitte Development LLC. All rights reserved.

TURKEY

2023 Deloitte Global Automotive Consumer Study

5

About the study



About the study

Survey timing

October 17 to October 27, 2022

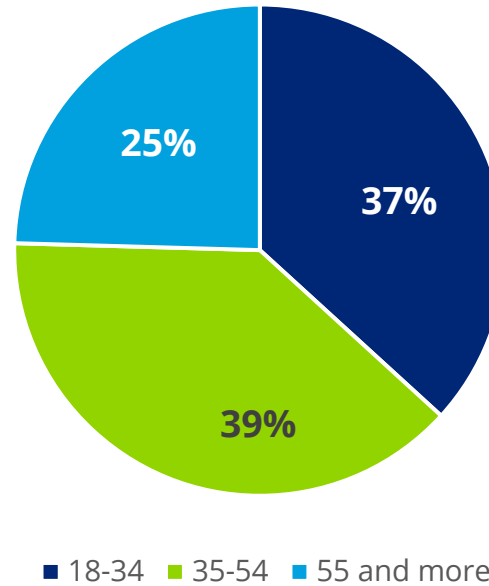
Sample

The survey polled a sample of 1,006 consumers in Turkey. The survey has a margin of error for the entire sample of +/-3.1%

Methodology

The study is fielded using an online panel methodology where consumers of driving age are invited to complete the questionnaire (translated into local languages where applicable) via email.

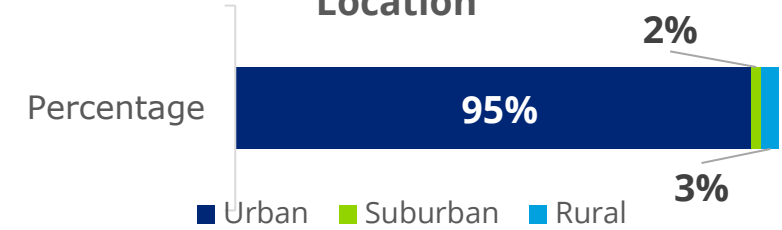
Age group



Gender



Location





Contacts

Özlem Yanmaz

Automotive Sector Leader
Deloitte Turkey
oyanmaz@deloitte.com

Berk Kocaman

Senior Manager
Deloitte Consulting
bkocaman@deloitte.com

Acknowledgments

We would like to thank Srinivasa Reddy Tummalapalli, Srinivasarao Oguri, Dinesh Tamilvanan, Ben Boyer, and Kelly Warner for their important contributions to the research.

This presentation contains general information only and Deloitte is not, by means of this presentation, rendering accounting, business, financial, investment, legal, tax, or other professional advice or services. This presentation is not a substitute for such professional advice or services, nor should it be used as a basis for any decision or action that may affect your business. Before making any decision or taking any action that may affect your business, you should consult a qualified professional advisor. Deloitte shall not be responsible for any loss sustained by any person who relies on this presentation.

About Deloitte

Deloitte refers to one or more of Deloitte Touche Tohmatsu Limited, a UK private company limited by guarantee (“DTTL”), its network of member firms, and their related entities. DTTL and each of its member firms are legally separate and independent entities. DTTL (also referred to as “Deloitte Global”) does not provide services to clients. In the United States, Deloitte refers to one or more of the US member firms of DTTL, their related entities that operate using the “Deloitte” name in the United States and their respective affiliates. Certain services may not be available to attest clients under the rules and regulations of public accounting. Please see www.deloitte.com/about to learn more about our global network of member firms.