

Annual global competitiveness overview Who is winning the race?

Dec 2022

Contents

Introduction	01
What are the main competitiveness themes?	06
Who are the top performing countries?	12
Highlights from the competitiveness reports	14
How to enhance competitiveness?	80

Introduction

Why is competitiveness important?

Competitiveness drives growth, better quality of life, and increases a country's attractiveness to foreign investors and global talent.

Competitiveness:

Resulting in



Incentivizes a country's productivity, efficiency and reforms



Is one of the key factors in attracting foreign investments and talents



Provides a baseline to gauge performance and attractiveness among peers and to identify improvement opportunities



Provides objective insight on the impact and effectiveness of reforms implemented by a country



Helps direct and drive efforts to achieve globally beneficial targets such as sustainability

GROWTH

**QUALITY
OF LIFE**

**GLOBAL
ATTRACTIVENESS**

The stages of development

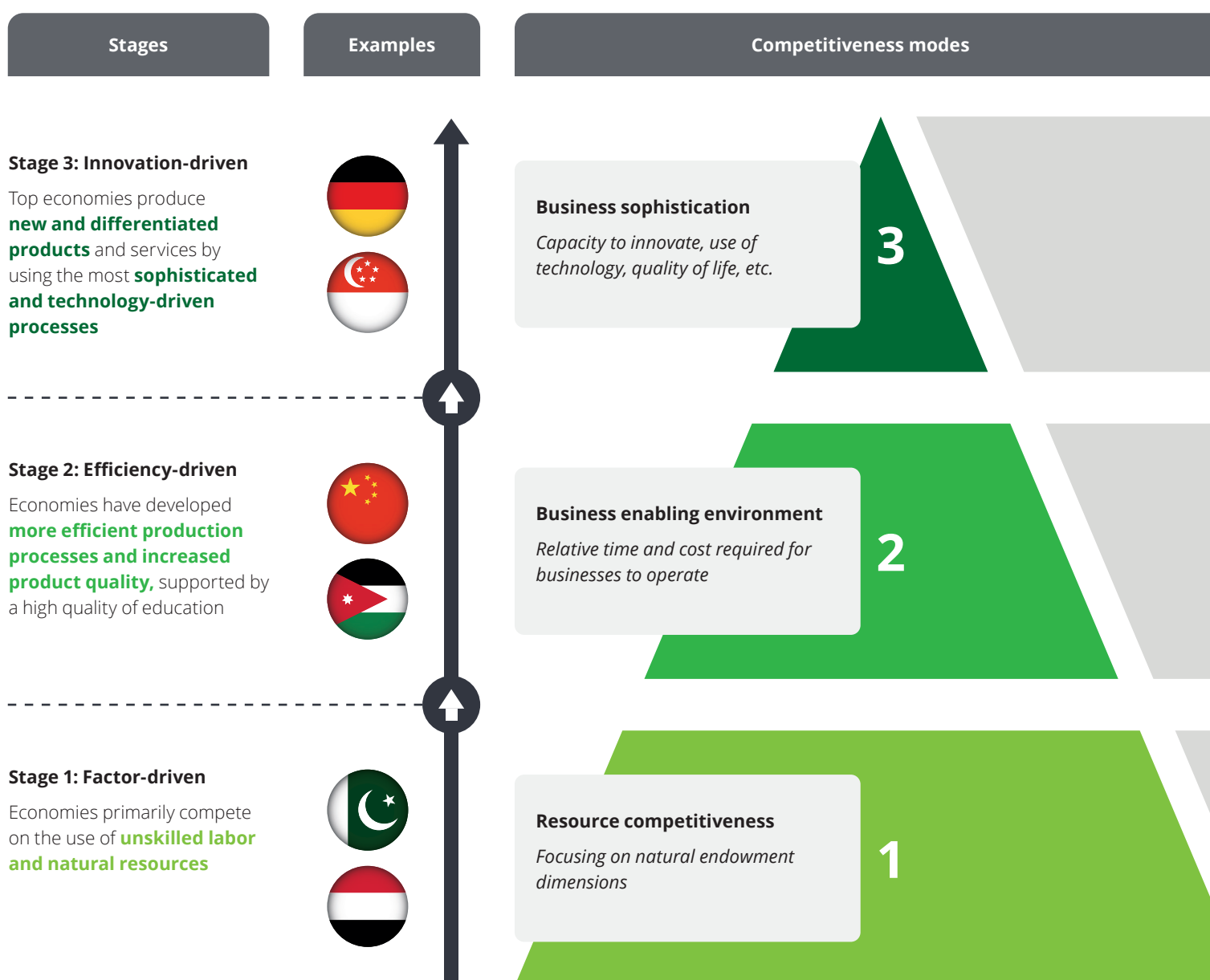
Countries can be categorized into one of 3 stages within the competitiveness development path.



WEF stages of development



Position and ambitions



Focus areas

*The economies focus on moving **beyond the basic or the obvious** and begin thinking of ways to create **new standards in global competitiveness***

*The economies mainly focus on **fixing the fundamentals of the economy**, tackling basic barriers to businesses **highlighted through core international indices***

*At a fundamental level, **availability and access to key resources** impacts the economy's competitiveness and defines its ability to have the funds to grow sustainably*

A new focus on competitiveness

Competitiveness across the world is growing beyond productivity, and Middle Eastern and GCC countries have been increasingly focusing on enhancing their global competitiveness.

New competitiveness focus

- 1 **Fostering environmental sustainability** which includes **transitioning to clean energy, promoting a sustainable economy** and leveraging **public funding for environmental projects**
- 2 Leveraging **technology development** and utilization in order to **improve productivity**
- 3 **Developing efficient and robust value chains** and achieving economic **resilience**
- 4 Attracting **high value talent** and unleashing the **creativity of youth** and all genders

Regional interest

Middle Eastern and GCC countries are increasingly focusing on enhancing competitiveness and have achieved tangible results according to key metrics and rankings in global reports.

New social contracts are developed in the Arab world through reforms leading to better institutional frameworks, including:



Appropriate macro-economic, trade, and investment policies



More business enabling environments

This is driving key productive investments in technology, education, and the financial sector, offering the prospect of transforming the region's economies.



How is competitiveness measured?

Competitiveness is measured by studying numerous performance indicators that are collected and analyzed by inter-governmental entities, non-governmental organizations and renowned education research centers worldwide.

Measuring approach


Research houses set out a framework of drivers that when combined could quantitatively indicate a country's performance.

Indicators are identified to measure each driver. Surveys could be used for non quantitative indicators.

The framework is re-evaluated based on large scale world events or trends.

Measuring tools

65+ international competitiveness reports and indexes help analyze country competitiveness across multiple dimensions.



What are the main competitiveness themes?

Competitiveness themes

Taking into consideration regional and global competitiveness aspects, competitiveness focus areas can be narrowed down to 9 main themes:



1. Governance and freedom

Quality and stability of political institutions, governance models, public participation and representation in government.

Civil liberties, political freedom including freedom of speech, association, choice and dissent.



2. Market attractiveness

Competition system, bankruptcy system, intellectual property, access to finance, fraud and rule of law along with overall economic performance including inflation, interest rates, taxes and cost of doing business.



3. Technology

Technology infrastructure including data centers, communication networks, internet capacity, geographical expansion of the internet and cost of the internet.

Technology penetration, adoption, and policy framework for technology including cybersecurity, data protection and network protection.



4. Trade, industry and logistics

International trade agreements, flow of goods, volume of international investment(s).

Development of logistics for trade including roads, ports, airports, cold stores, free zones, electricity etc. Manufacturing and industrial development and adoption of new technologies and automation.



5. Talent and labor market

Labor market efficiency, labor costs, availability of skilled labor and migration policies that attract skilled labor.

Quality of education, university and training systems, investment in research, development and innovation.



6. Safety and security

Provision of a safe environment through counter terrorist measures, law enforcement against crimes, while addressing social root problems such as poverty, unemployment, etc.



7. Quality of life and sustainability

Access to necessities including healthcare, sanitation, nutrition, and education. Quality of life for mental health and wellbeing including, community associations, cultural outlets like entertainment, sports, leisure, open green spaces and infrastructure. Promoting sustainability and environment focused activity.



8. Women's contribution

Women's participation in the labor market, women entrepreneurship, access to leadership positions, access to government services, pay equity and pension benefits.

Women's access to safe environment, education, health, nutrition and overall wellbeing.




9. General competitiveness

Overall attractiveness of a market across various parameters, which gives a holistic view about a country's economy, its vision, policies and ultimately the wellbeing of its people.

Competitiveness reports

Competitiveness reports published by international organizations cover the previously mentioned themes and can help the performance analysis of countries across these topics.

1. Governance and freedom




Corruption
Perceptions
Index



Democracy
Index



Rule of Law
Index



World Press
Freedom Index



Index of
Economic
Freedom

2. Market attractiveness




Entrepreneurship
Monitor Report



Global Market
Complexity
Index



World
Investment
Report



FDI Confidence
Index




Global
Financial
Centres Index



ICC Open
Markets Index

3. Technology



E-Government
Survey



Global
Innovation
Index




Digital
Platform
Economy Index



Smart City
Index




Global
Cybersecurity
Index



Inclusive
Internet
Report



The UNCTAD B2C
E-commerce Index



Network
Readiness
Report



World Digital
Competitiveness


4. Trade, industry and logistics



Review of
Maritime
Transport



World Trade
Statistical
Review



Readiness
for Future of
Production



Trade Logistics
in the Global
Economy



Industrial
Development
Report



Automation
Readiness
Index

5. Talent and labor market




Human
Development
Report



The Human
Capital Index



Global Skills
Index



Global
Knowledge
Index



IMD World
Talent Ranking



Inclusive
Internet
Report



The Global Talent
Competitiveness
Index



Global Wage
Report




Expatriate Explorer
Report

6. Safety and security



Safe Cities
Index



Global
Terrorism
Index



Illicit Trade
Report



Global Peace
Index



Nuclear
Security Index

7. Quality of life and sustainability



Global Cities Report



Global Food Security Index



World Happiness Report



Prosperity Index



World Health Statistics



Global Health Security Index



SDG Report



Environmental Performance Index



Cost of Living Report




Global Liveability Index



Social Progress Index



Travel and Tourism Development Index



Fostering Effective Energy Transition



Climate Change Performance Index


8. Women's contribution



Women, Business and the Law



Gender Inequality Index



Global Gender Gap Report

9. General competitiveness



IMD World Competitiveness Report



Global Competitiveness Report



SME Competitiveness Outlook

Who are the top performing countries?

Overview of competitiveness performance

Below is a mosaic of top-ranking countries in a sample of competitiveness reports across the 9 main themes:



Rank:

1

2

3

1

2

3

1

2

3

1

2

3

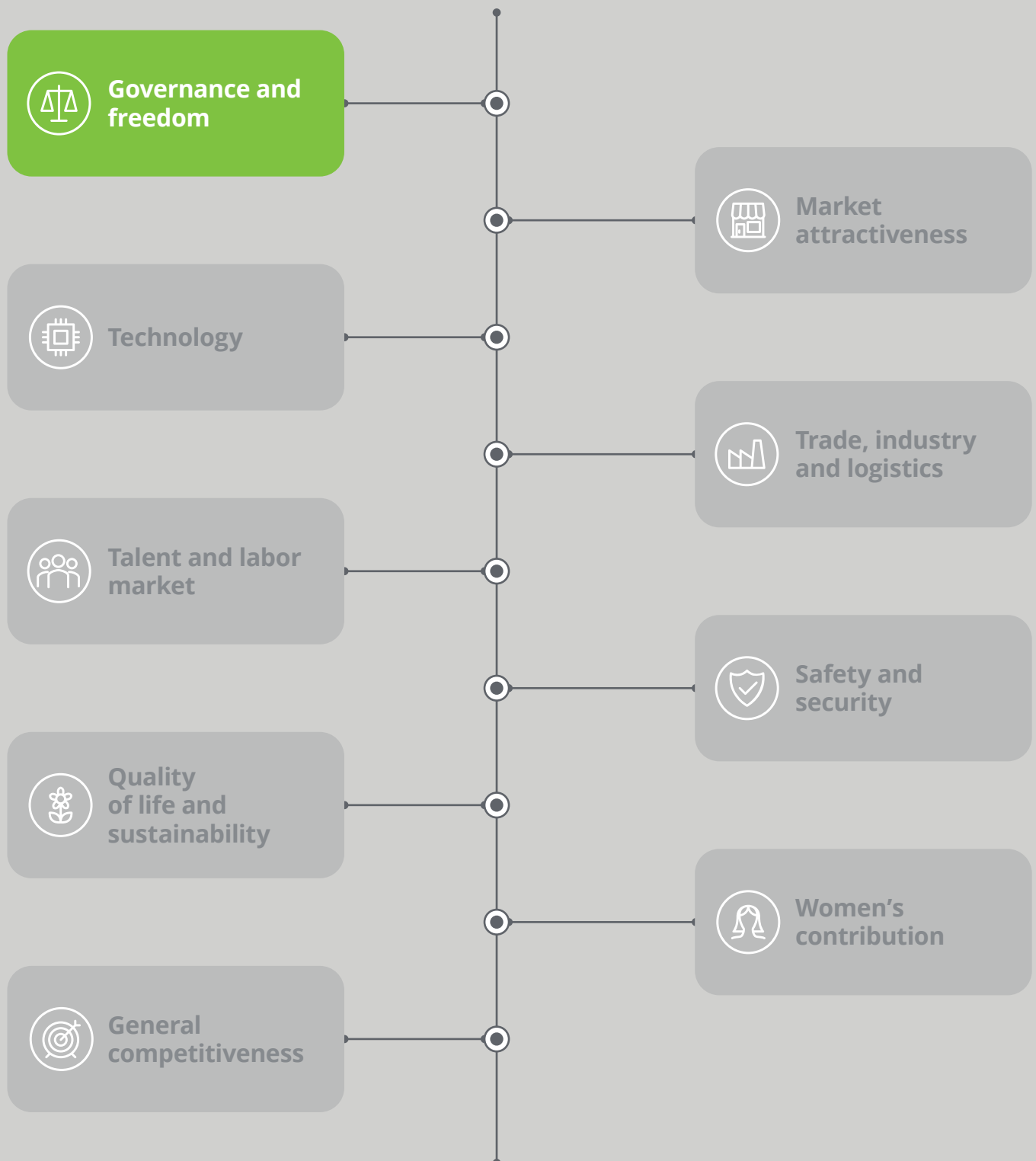
1

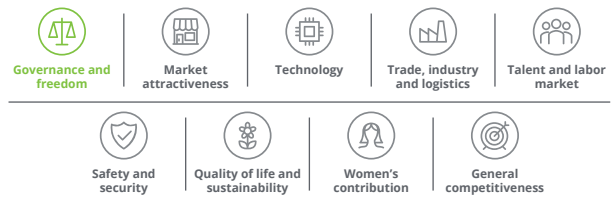
2

3



Highlights from the competitiveness reports





Corruption perceptions index report



Issuance date
January 2022

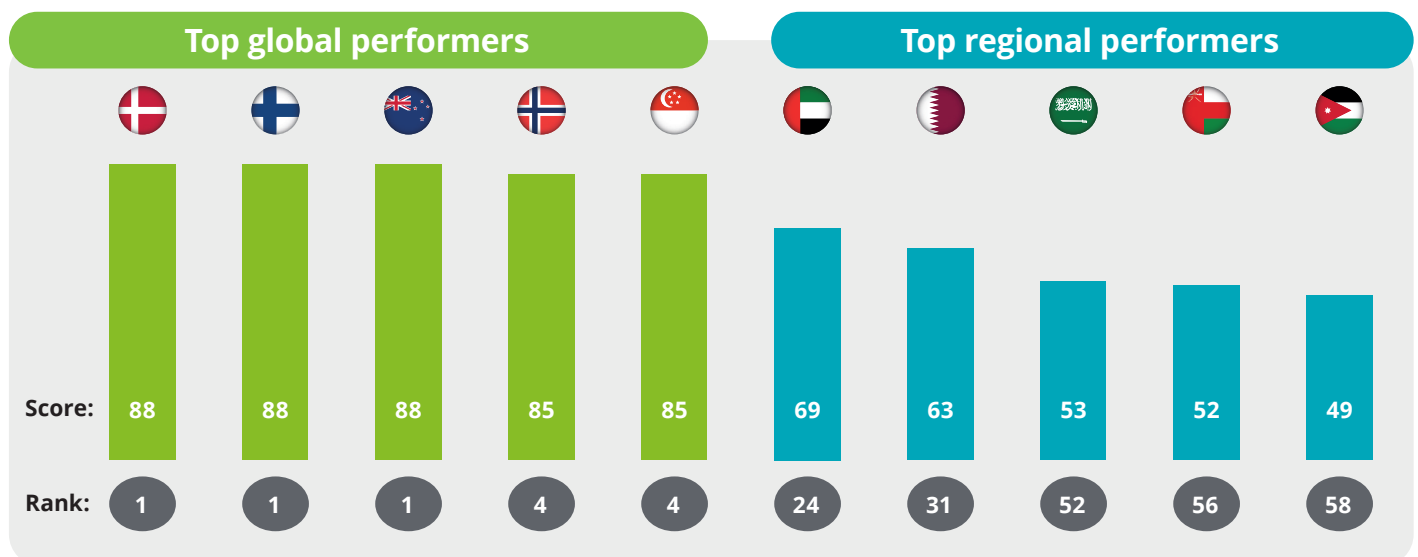


Countries ranked
180



Total indices
13*

Top global and regional performers



Global best practices



Anti-corruption strategy

- Launch of anti-corruption strategy and action plan which includes raising awareness on corruption, training organized for different target groups, and enhancing the public's access to information.



Anti-corruption partnership

- Partnership of the New Zealand Police and Serious Fraud Office with the IACCC (International Anti-Corruption Coordination Centre) which aims to fight bribery of public officials, embezzlement, abuse of function and laundering of the proceeds of crime.



Anti-corruption program

- Launch of the "Anti-Corruption Program and Reducing Abuse of Public Funds", which aims to develop measures to strengthen the fight against administrative and financial corruption, to enhance integrity and to address and reduce cases of abuse of public money and power.

Note: For more details, please refer to the full report.

* There are no sub-indices, however the CPI aggregates data from a number of different sources that provide perceptions among businesspeople and country experts of the level of corruption in the public sector.



Democracy index

ECONOMIST
INTELLIGENCE



Issuance date
**November
2021**

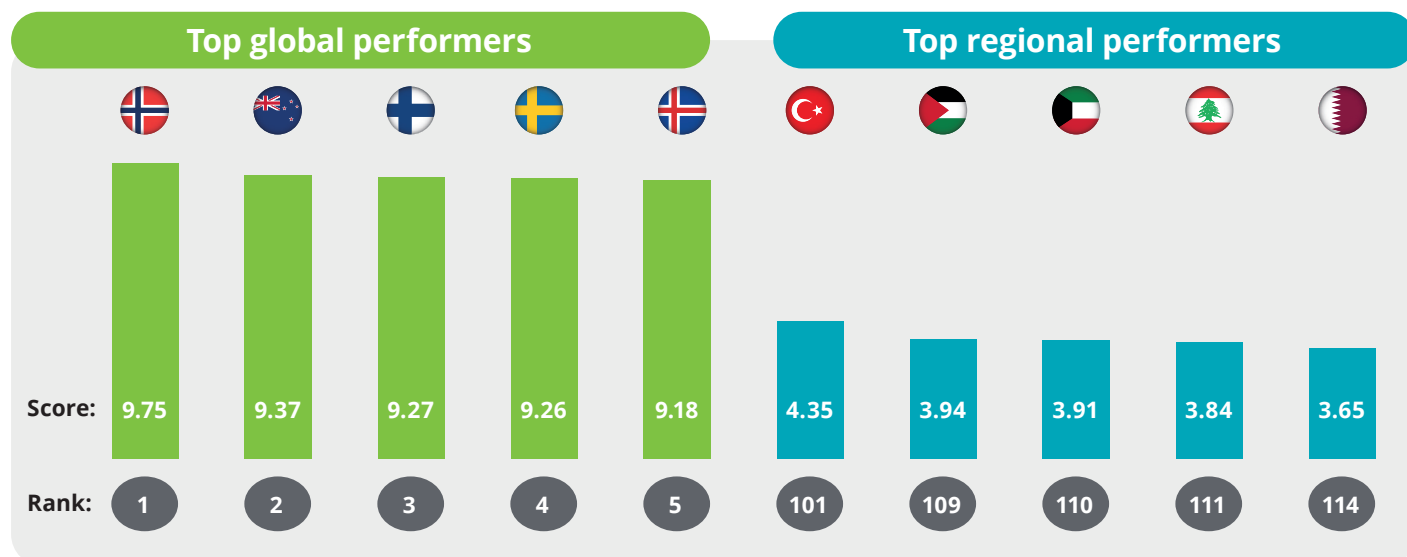


Countries ranked
165



Total indices
5

Top global and regional performers



Global best practices



Collaborative and participative

- Automatic registration for voting, with more than 75% of population voting.
- The focus is on collaboration amongst political parties to improve policies.
- It also follows a multi-party democracy, offering freedom of choice.



Fair electoral process

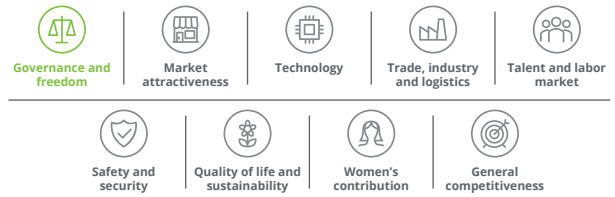
- New Zealand is a parliamentary democracy with a long record of free and fair elections and of guaranteeing political rights and civil liberties.
- A change in electoral process was executed to allow proportional representation across districts. This change was brought in through deliberation and public feedback.



Hybrid model

- Jordan is a monarchy in which the king plays a dominant role in politics and governance. The parliament's lower house is elected.
- Reforms have been implemented to increase powers of the lower house and increase its jurisdiction.

Note: For more details, please refer to the full report; Scores are out of 10, higher the better.



Rule of law index



Issuance date
January 2022

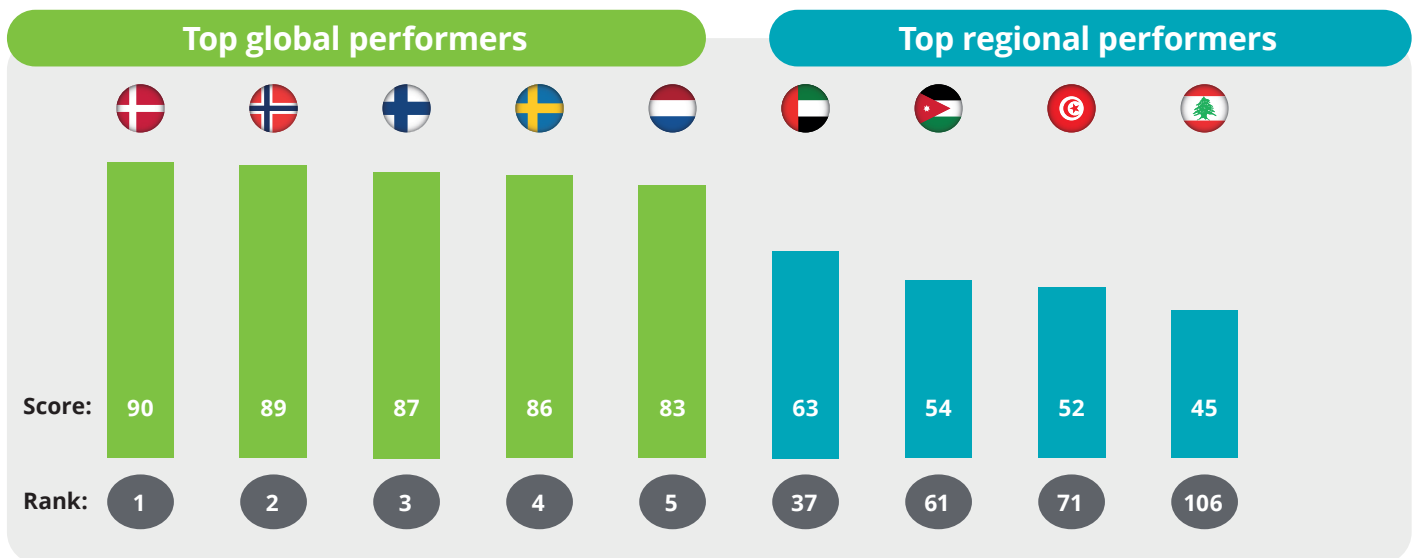


Countries ranked
139



Total indices
8

Top global and regional performers



Global best practices



Absence of corruption

- Denmark scored the highest for Absence of corruption, as officials across legislative, judicial and operational branches of the system do not unfairly use their authority.
- Denmark also has innovative punitive measures reducing number of prisoners overall.



Independent judiciary

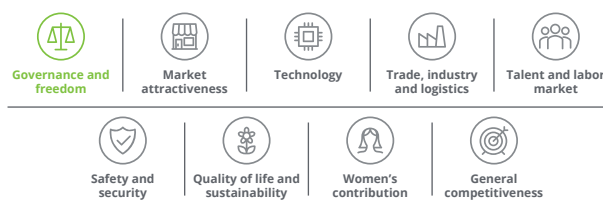
- Good governance, independent judiciary, strong safeguard for fundamental rights, and the importance given to the rule of law and effective institutions all contribute towards Finland consistently ranking high in the Rule of Law index.



Progressive laws

- A relook and overhaul of criminal laws has helped UAE improve its score. The more liberal laws allow better quality of life for a big proportion of their population i.e. expats.

Note: For more details, please refer to the full report; 100 is the maximum score.



World press freedom index



Issuance date

June 2022



Countries ranked

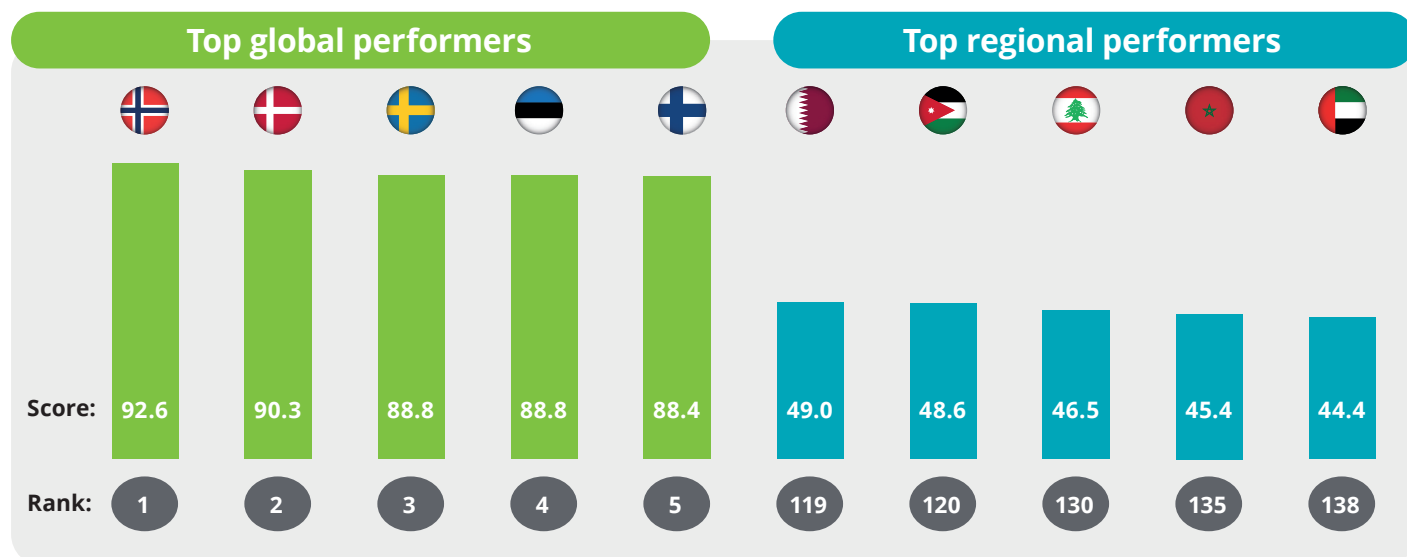
180



Total indices

6

Top global and regional performers



Global best practices



Independence and legal support

- Norway's legal framework safeguards freedom of the press.
- The media market is vibrant, featuring a strong public service broadcaster and a diversified private sector with publishing companies guaranteeing extensive editorial independence.



Safe from prosecution

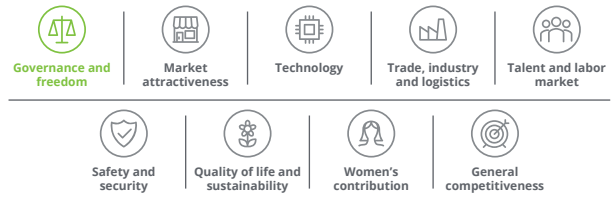
- The political environment is relatively neutral towards journalism and few verbal attacks, which has contributed to journalists being able to hold politicians accountable without fear of persecution.
- The media houses have deployed measures to better protect journalists including from cyber bullying.



Global media house

- Qatar has built a media empire whose impact is felt throughout the Arab world and beyond. The existence of this network distinguishes Qatar from other Arab nations.

Note: For more details, please refer to the full report; Scores are out of 100.




Index of economic freedom



Issuance date
February 2022

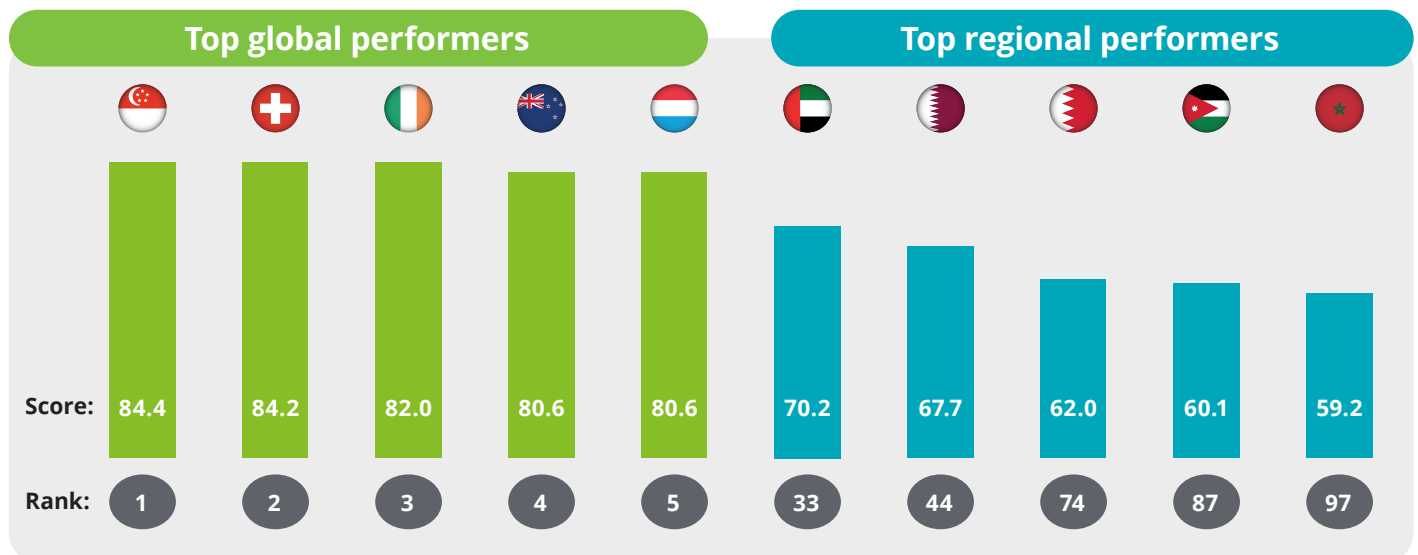


Countries ranked
177



Total indices
12

Top global and regional performers



Global best practices



Trade incentives

- In Singapore, the freedom to trade without imposing tariffs and to invest is very robust, with well-secured property rights facilitating entrepreneurship and innovation effectively.



Trade agreements

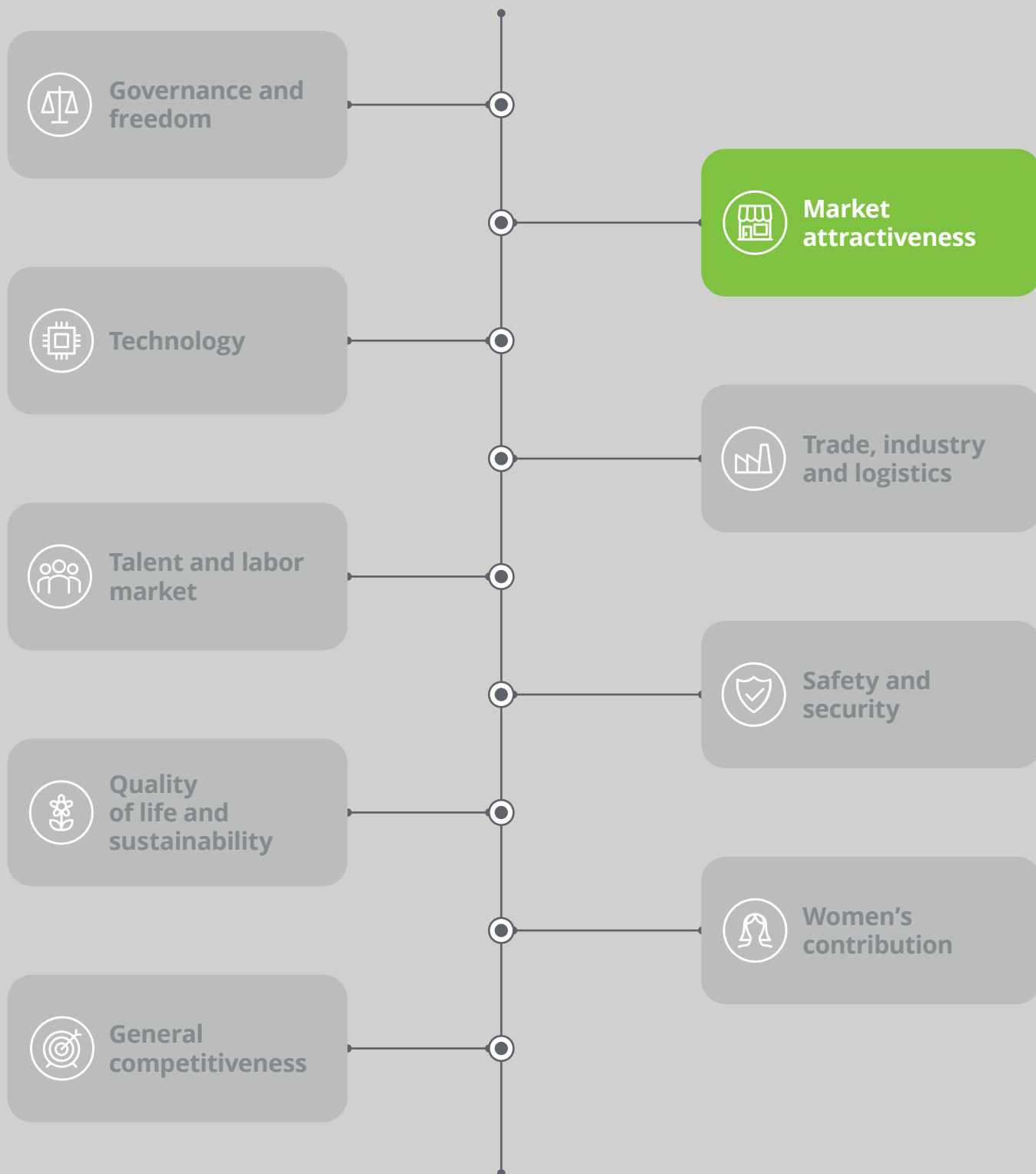
- Luxembourg has 46 preferential trade agreements in force.
- Overall investment activity is sustained by the solid institutional foundations of an open-market system.
- The sophisticated financial sector is well capitalized and competitive.



Foreign ownership

- Qatar revamped its regulations on foreign direct investment to permit foreign investors to own up to 100% of their company's capital.
- Also, allowed foreign ownership of up to 100% in listed companies on the Qatar Stock Exchange. This was historically capped at 25%.

Note: For more details, please refer to the full report.





Global entrepreneurship monitor report

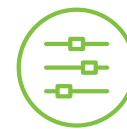


Issuance date

**May
2022**

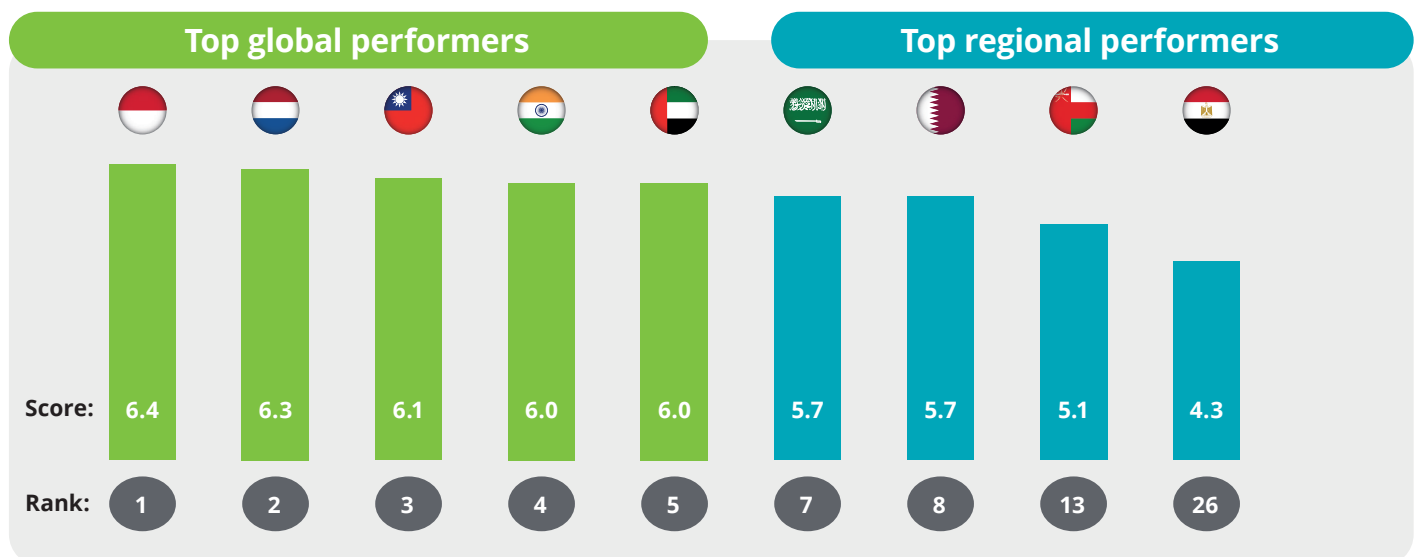


Countries ranked
44



Total indices¹
NA

Top global and regional performers



Global best practices



Infrastructure development

- Taiwan's Forward-looking Infrastructure Development Program (FIDP) has been set to cater for the country's digital infrastructure needs for the next 3 decades, to support SMEs and to encourage digital entrepreneurship.



Industrial transformation

- Launched Make in India initiative that aimed at transforming India into global manufacturing hub and contains proposals to attract investments from both local and global companies in 25 key areas such as: Automobiles, chemicals, and information technology.



Policy and incentives

- Provides favorable tax incentives for startups and no income taxes.
- Introduced the startAD Program that actively supports entrepreneurship among UAE youth.
- Offers 5-year visas for entrepreneurs, along with allowing 100% foreign-owned businesses which has created an environment suitable for startups.

Note: For more details, please refer to the full report.

¹ NA: Data not available.



Global market complexity index



Wilson Perumal
& Company



Issuance date

**April
2022**



Countries ranked

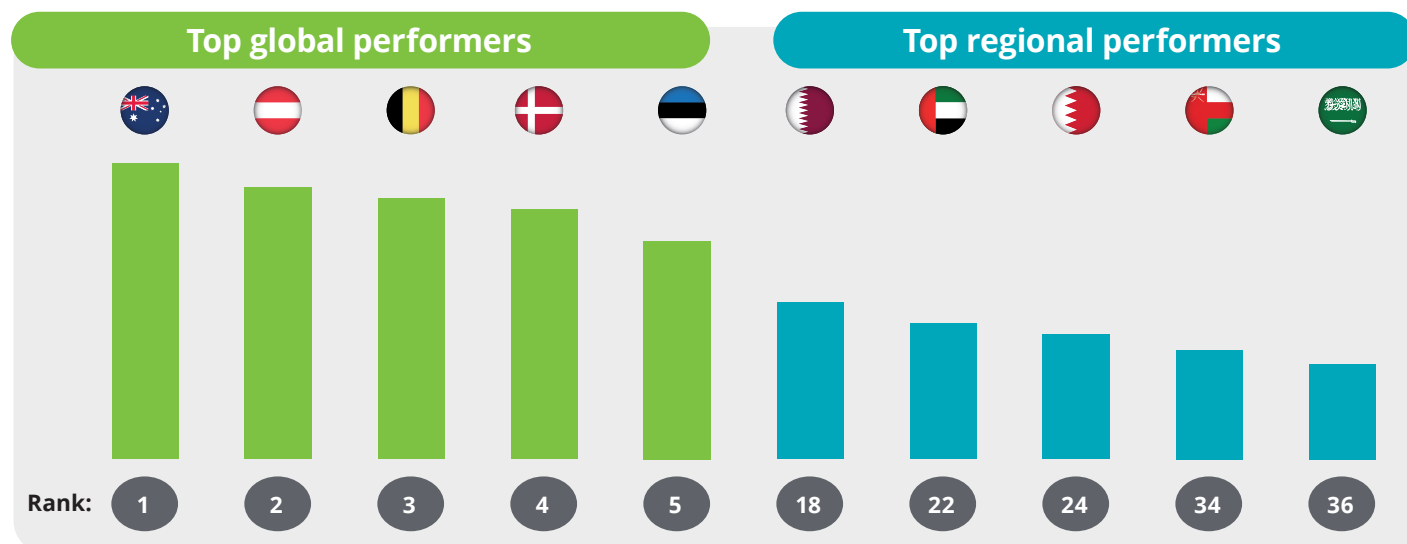
100



Total indices

3

Top global and regional performers



Global best practices



Data availability

- Australia has simplified its overall regulatory framework and approvals, with good data availability on processes, regulations, information on documents needed etc. making it easier to set up and operate in Australia.



Reforms

- Government has aimed at "enhancing Austria's competitiveness as a business location, with digitalization as a major opportunity to position Austria on the international technology frontier":
- Simplified current strict product management regulation
 - Simplified tax regime
 - Simplified pension schemes and social reforms



Education system

- Qatar has strived to digitize its government processes making overall system accessible and easy to understand.
- Qatar currently also has a simple non diversified portfolio with clear vision of investments from the government.

Note: There are no scores available. For more details, please refer to the full report.



FDI confidence index

KEARNEY



Issuance date
2022

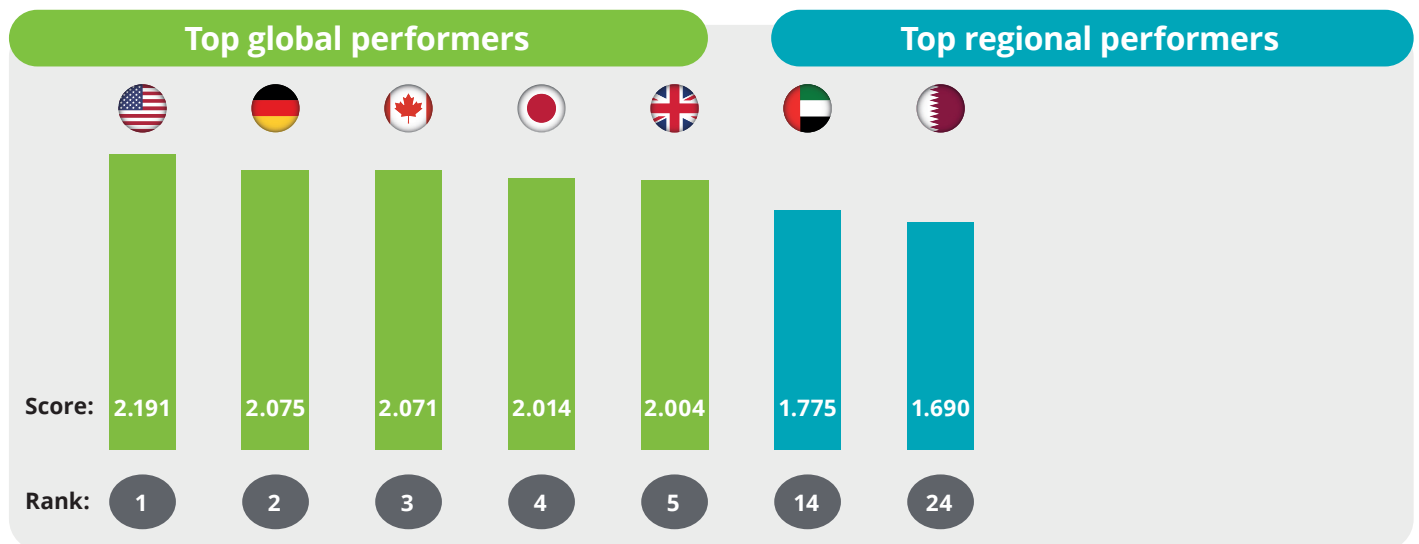


Countries ranked
25



Total indices
1

Top global and regional performers



Global best practices



Focus on environment

- 94% of the investors have shown interest in investing in projects that help them meet their ESG commitments and think of it as a differentiating strategy.
- The legislative needs in Germany to have the environment at the forefront of their projects makes Germany a choice for FDI inflow.



Government incentives

- UAE has improved its ranking given its strong enabling environment, advanced infrastructure and government stability and incentives.
- FDI investors are focusing on long haul investments, and protection for investors provided by the government is increasing their confidence.
- UAE's handling of the pandemic also improved investor confidence.



New entrant

- Qatar has appeared for the first time on the FDI confidence index ranking higher in lack of corruption, tax rates, and ease of moving capital.

Note: For more details, please refer to the full report.



Global financial centres report



Issuance date
September 2022

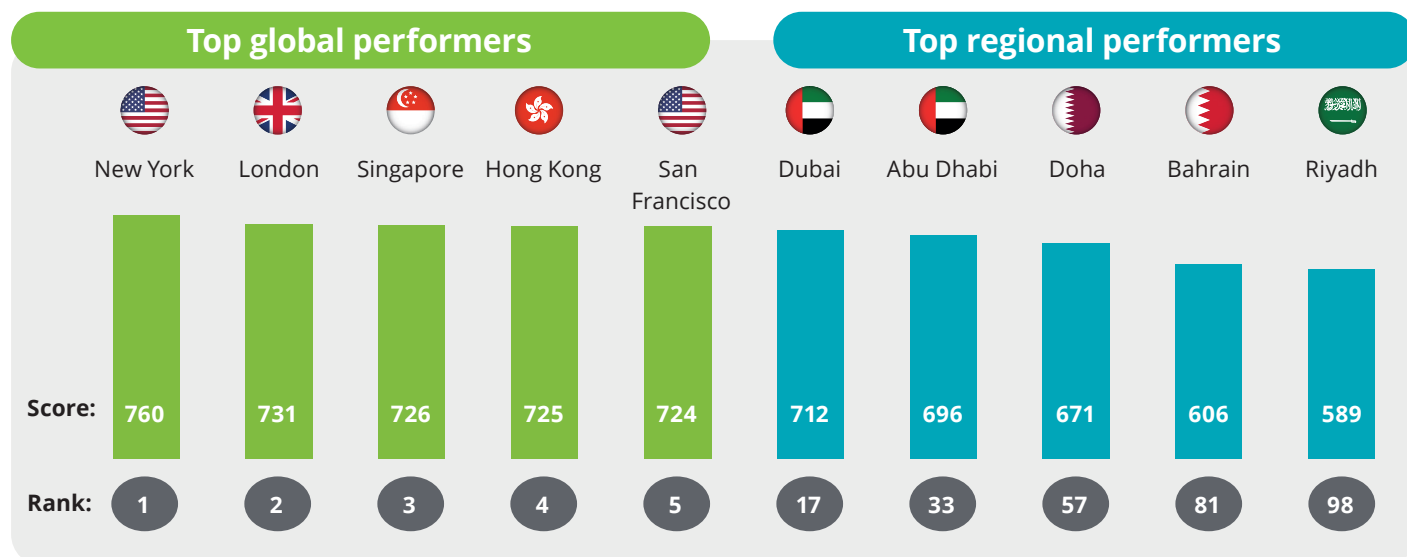


Countries ranked
119



Total indices
6

Top global and regional performers



Global best practices



New York – a financial hub

- New York ranks first in fintech in addition to the presence of Wall Street making it a global financial hub.
- New York also attracts the best financial talent in finance and has built a strong reputation.
- New York ranks high across all sub sectors of finance, from insurance to trading complex financial instruments.



Strong regulatory environment

- London's regulatory environment, anti corruption regime and rule of law makes it attractive for companies across financial subsectors to set up.
- London also ranks high as a desirable place for finance professionals to work in, given growth opportunity and quality of life.



Attractive benefits

- Developed statutory reform to ensure employee benefits are competitive.
- Encouraged and assisted companies to support global talent pools and movement of resource.
- Invested in facilitating the ongoing education and development of talent.

Note: For more details, please refer to the full report.



World investment report (1 of 2)

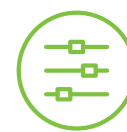


Issuance date

**June
2022**



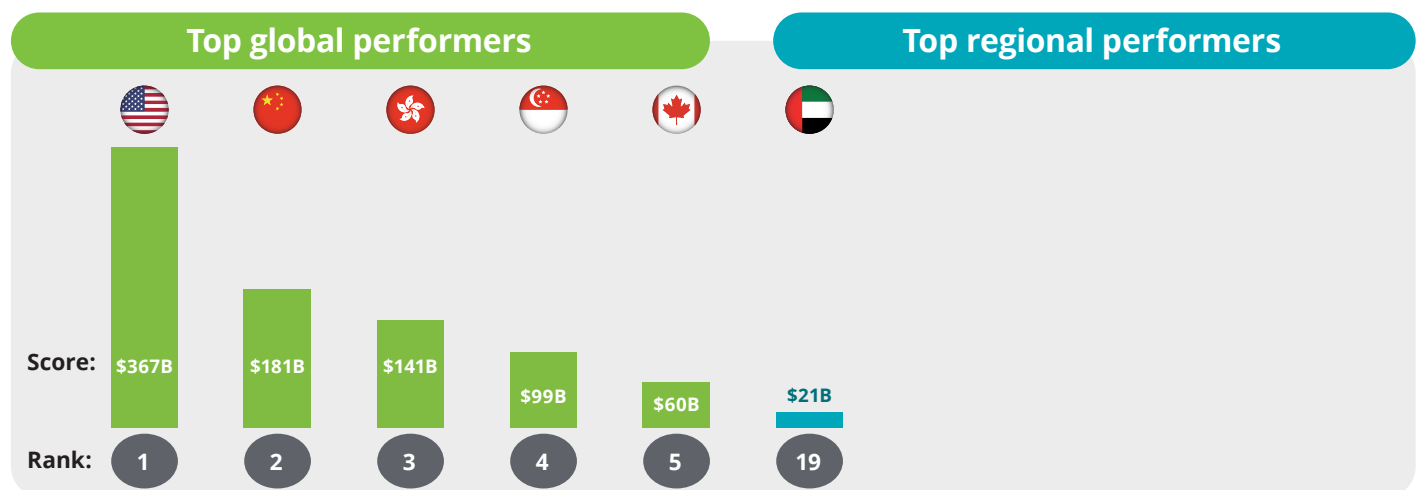
Countries ranked
54



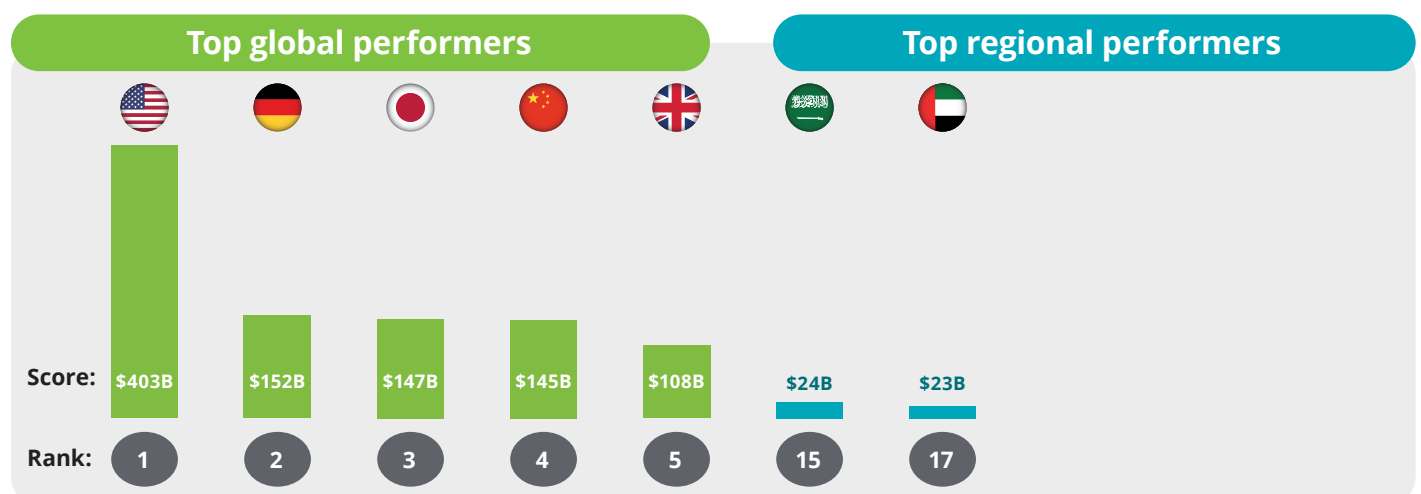
Total indices
12

Top global and regional performers

FDI inflows



FDI outflows



Note: For more details, please refer to the full report.

The report measures the countries performance using FDI outflows and inflows criteria thus the use of 2 graphs.



World investment report (2 of 2)



Issuance date
June 2022

Countries ranked
54

Total indices
12

Global best practices



Special tax

- To encourage FDI inflows, the Chinese government offered special tax incentives to foreign investors, which are reflected in the Equity Joint Venture Income Tax Law, the Foreign Enterprise Income Tax Law and the Industrial and Commercial Tax Provisions.



Program support

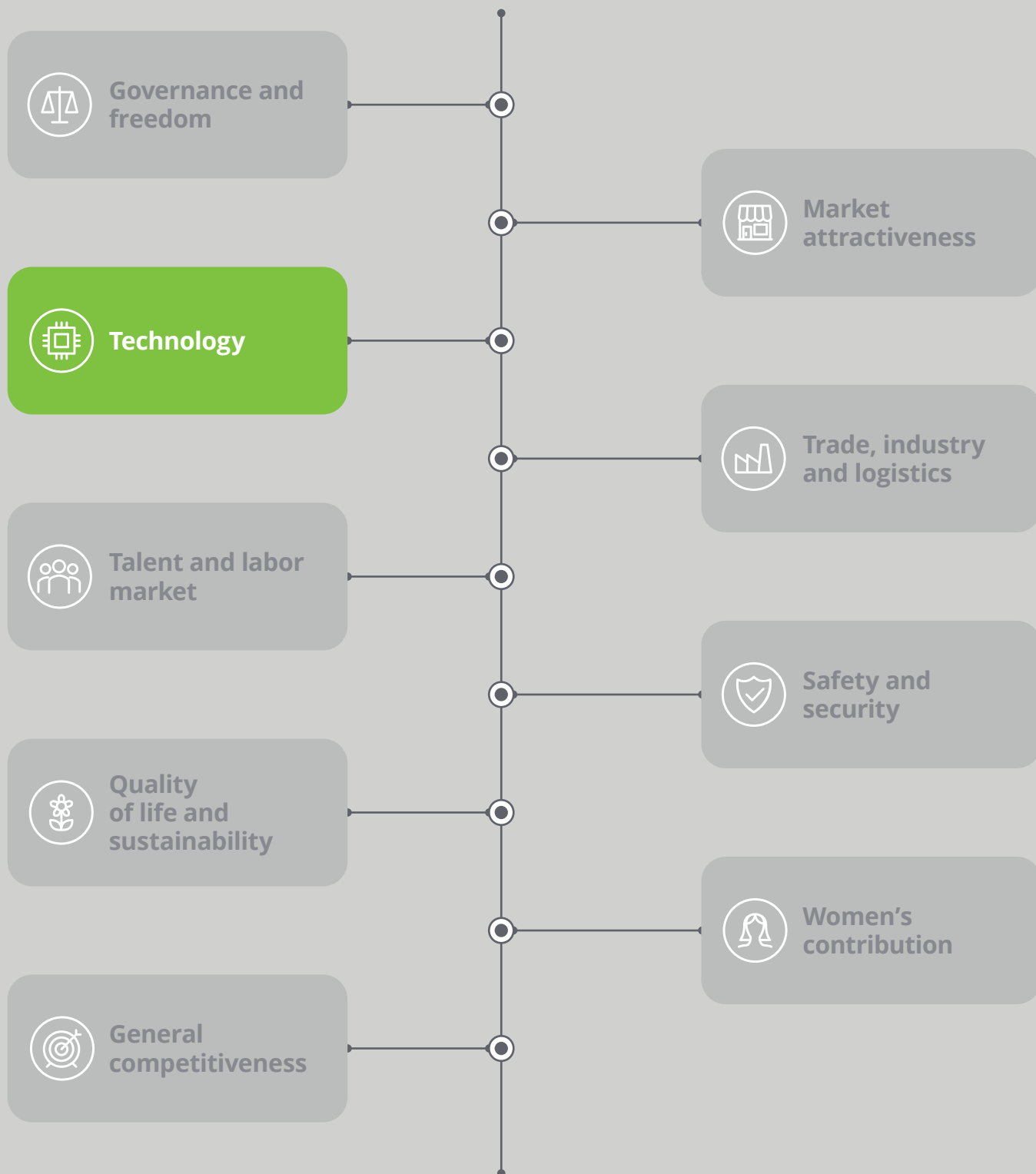
- The Invest Canada-Community Initiatives (ICCI) program provides support to Canadian communities seeking to improve their capacity to attract, retain and expand foreign direct investment (FDI) in order to create jobs for Canadians, support innovation and increase exports. The ICCI program provides funding for approved FDI projects.



Focus on digital companies

- The UAE is offering incentives to attract hundreds of digital companies to set up in the country as part of a program to draw more foreign direct investment and position itself as a global tech center. Incentives for digital companies include a faster business set-up process, better access to finance, easier visa procedures and attractive commercial and residential leasing terms.

Note: For more details, please refer to the full report.





E-government survey



Issuance date
March 2022

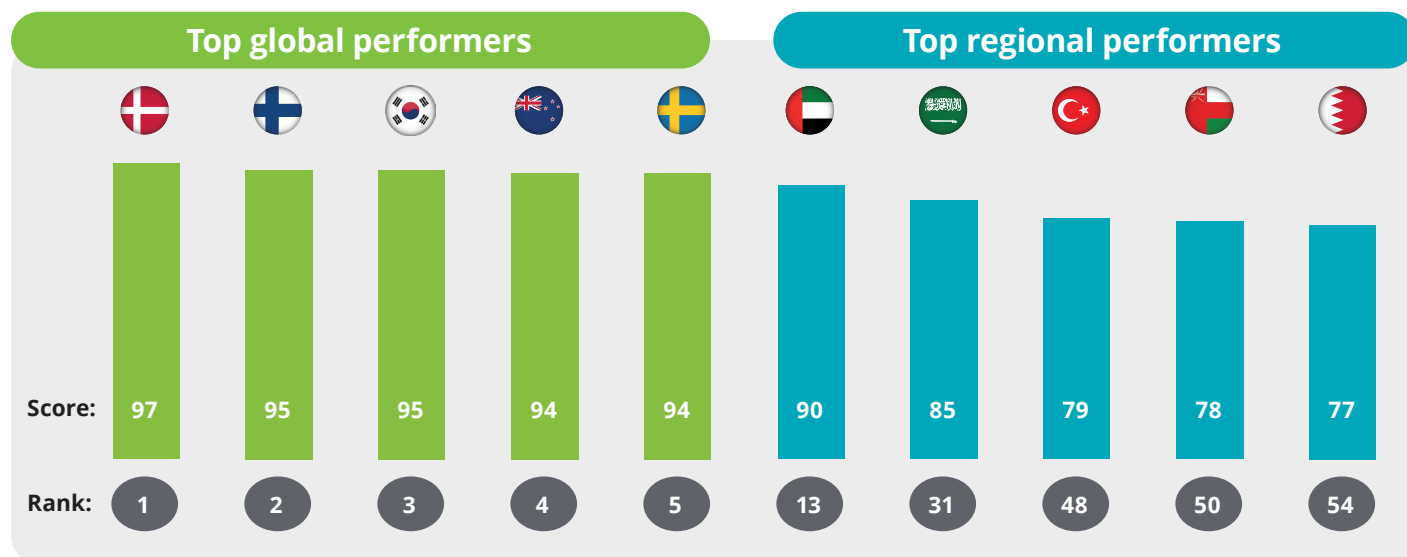


Countries ranked
130



Total indices
6

Top global and regional performers



Global best practices



Moving to an e-democracy

- Finland has a long journey of digitization, with fundamentals, legislations and infrastructure set for e-government to become the default.
- To build an open, transparent and participatory governance, Finland is moving toward an e-democracy which allows public opinion on laws and policies to be easily shared, as well questions and concerns addressed.



Consistent investment and education

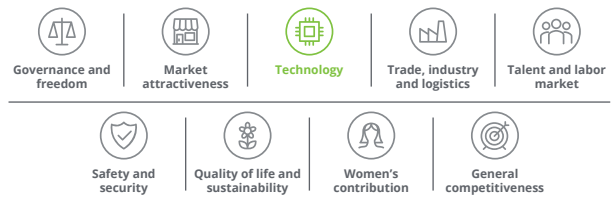
- South Korea has had a long journey for E-governance with the foundation laid in 1990 with consistent investment, public education and robust infrastructure to encourage usage.
- The provision of services and infrastructure is also backed by policies, implementation frameworks and technical support.



Clear vision with a roadmap

- Since its launch in 2013, the UAE has executed the guidelines set for transitioning to e-government, with apps as a focal point for disbursing services.
- The 42 federal entities have been connected and corporate agreements with top tech companies helps UAE to form an innovation centre, and create unified apps and call centres to digitize services policies, implementation frameworks and technical support.

Note: For more details, please refer to the full report; Scores are out of 100.



Global innovation index¹



Issuance date
November 2022

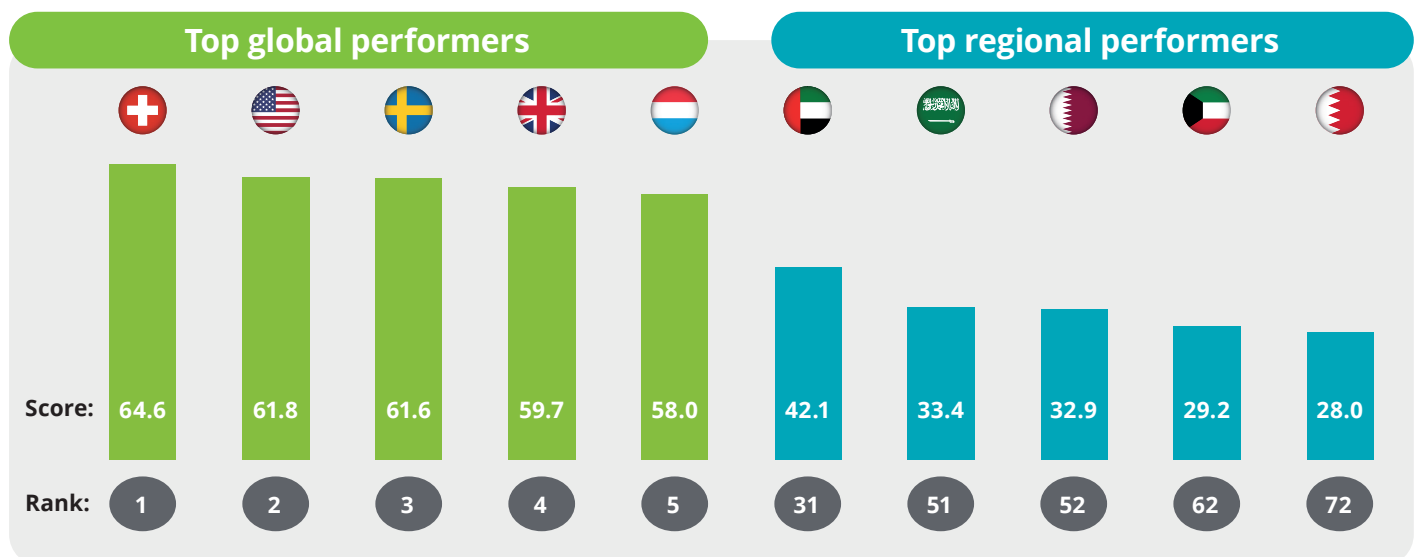


Countries ranked
132



Total indices
81

Top global and regional performers



Global best practices



Public private partnership

- The combination of strong research, the ability to finance innovation and the rapid application of private sector technology in economic markets were factors of the Swiss success.



R and D focus

- Sweden has one of the highest numbers of scientific publications, tech concepts, infrastructure, high tech exports—and patent and trademark applications.
- Enterprises also support and reward blue sky innovation, with many patent applications coming from companies.



Talent capabilities

- Executed a Collaborative Care Agreement between the Ministry of Presidential Affairs and the Telecommunications and Digital Government Regulatory Authority (TDRA) to provide the opportunity to study at the best international universities in the specializations that serve the information and communications sector.

Note: For more details, please refer to the full report.

¹ The report measures the countries performance using 2 surveys.



Digital platform economy index report



Issuance date
**January
2022**

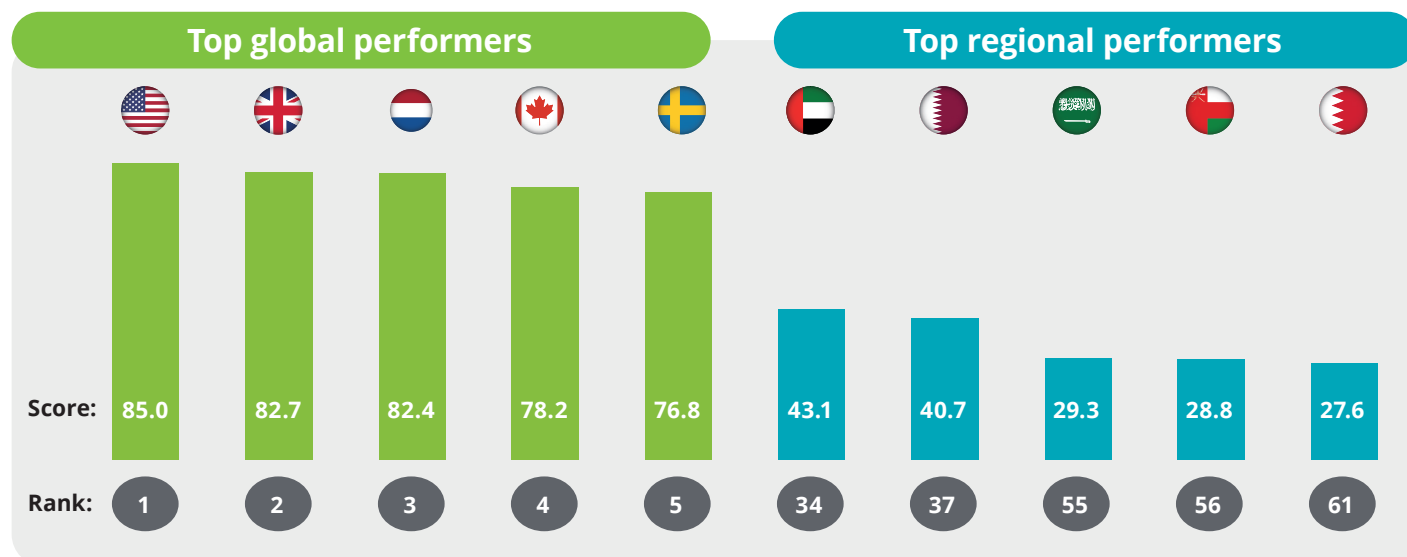


Countries ranked
116



Total indices
4

Top global and regional performers



Global best practices



Digital strategy

- The UK digital strategy is designed to bolster the country's digital economy. It will focus on 6 areas: digital infrastructure, data and regulation; ideas and intellectual property; skills and talent; finance and investment; levelling up; and 'enhancing the UK's place in the world'.



Digital program

- Launched The Canada Digital Adoption Program (CDAP) to help Canadian SMEs grow their online presence and adopt digital technologies. This investment will provide \$4 billion over four years, will support up to 160,000 small businesses and create good middle-class jobs across the country, including thousands of jobs for young Canadians.



Digital initiative

- Launch of The Tasmu Smart Qatar Programme, a flagship initiative by the Ministry of Transport and Communications. It aims to develop a refreshed national digital inclusion strategy that enhances digital access, skills, motivation, and trust across the population, especially those at risk of digital exclusion.

Note: For more details, please refer to the full report.



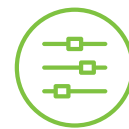
Smart city index



Issuance date
2021

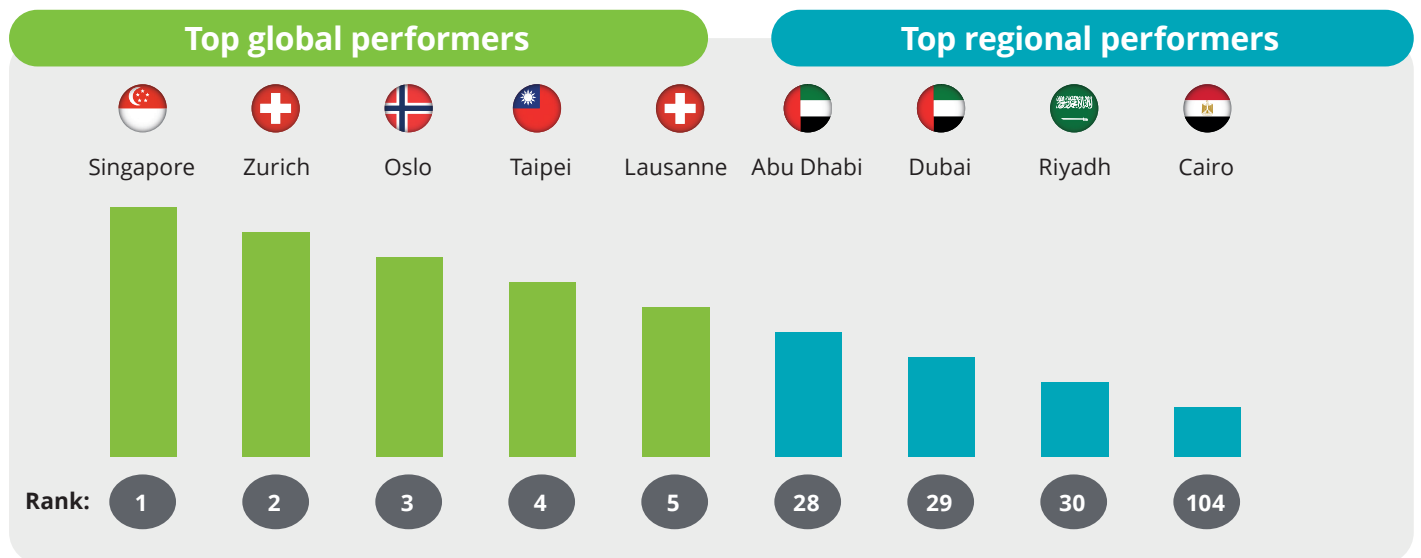


Countries ranked
118



Total indices
10

Top global and regional performers



Global best practices

Education, health and clean air

- Singapore has strong e-government framework and usage, along with one of the better handling of education strategies during the pandemic.
- Its access to healthcare and clean air and water along with a high trust recorded in the government and services has enabled the high ranking.

Big Data and AI

- Taipei's ambitious Smart City Project is solving problems created by the progressive urbanization by connecting know-hows, bottom-up civic participation and integrating Information and Communications Technologies.
- Taipei also relies on big data and AI to answer questions about clean air, traffic management and ensures better quality of life.

Efficiency and sustainability

- Both Dubai and Abu Dhabi have shown consistency and conviction in re-thinking the city infrastructure to improve resident experiences and maintaining sustainability at the core.

Note: For more details, please refer to the full report.



Global cybersecurity index



Issuance date

**June
2021**



Countries ranked

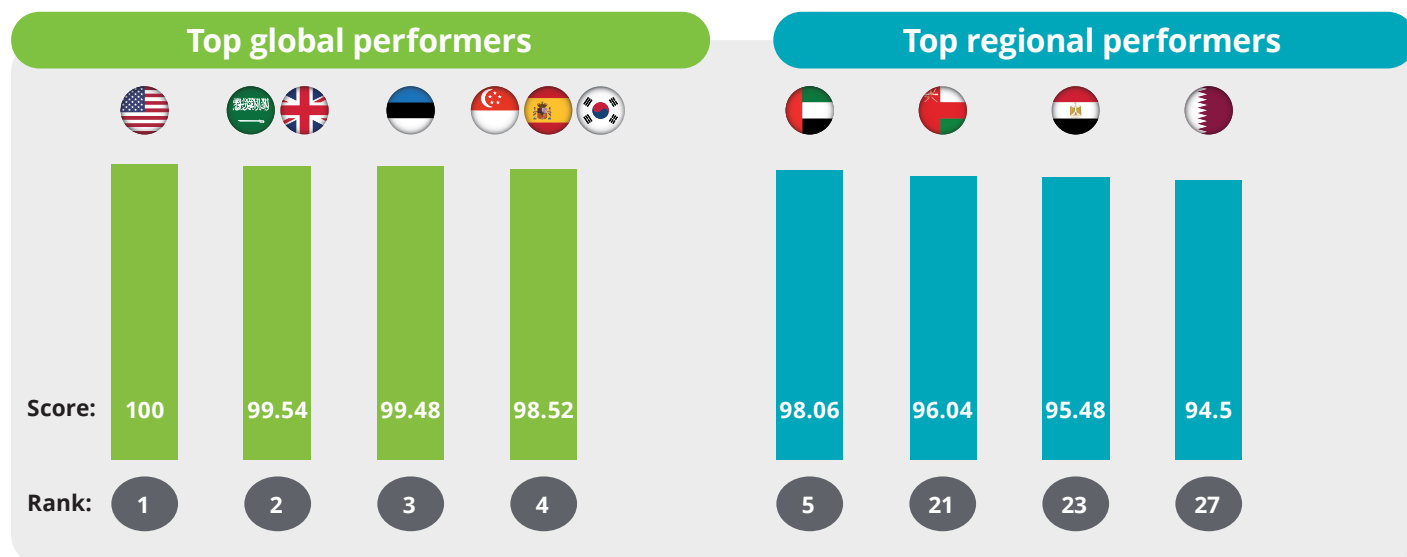
194



Total indices

5

Top global and regional performers



Global best practices



Cyber security scope

- A shift in the cyber discourse was seen in the National Cyber Strategy 2022 of the UK with the focus more on harnessing cyber power for economic and social advantage, elevating the cyber domain from purely a security issue to a "whole of society" concern.



Cyber security standards


- Launch of the Cybersecurity Maturity Model Certification (CMMC), by The US Department of Defense (DoD) that reviews and combines various cybersecurity standards and best practices, mapping controls and processes across several maturity levels that range from basic to advanced cyber hygiene.



Cyber security programmes

- Various programs have been launched in the UAE including Computer Emergency response team, Child digital safety and Cyber C3 program focused on education.

Note: For more details, please refer to the full report.



UNCTAD B2C e-commerce index



Issuance date
February 2021

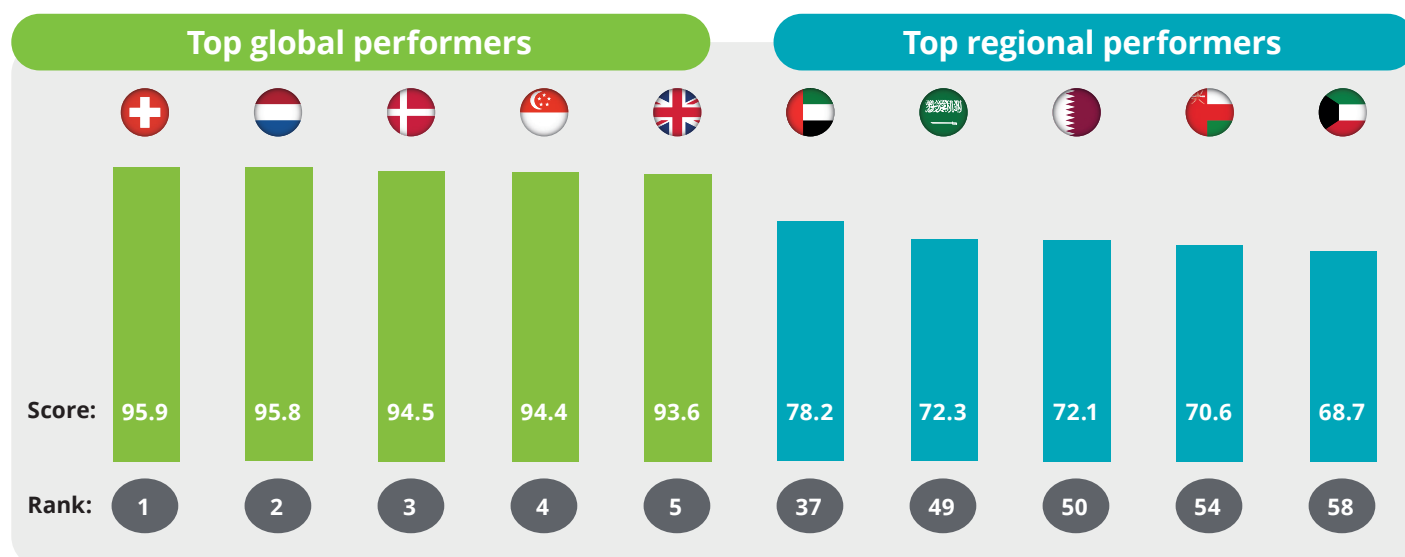


Countries ranked
152



Total indices
4

Top global and regional performers



Global best practices



Logistics

- Built hubs and regional centers to improve delivery capabilities by reducing transportation time.



Promotion of usage

- Promoted the use and development of Ecommerce, notably by reducing costs of access to technology, through the liberalization of trade in software and hardware.



Building ecosystem

- UAE has invested in promoting a cashless economy, building fast business incubators, improving internet penetration and creating a ready to use Ecommerce platform for small and medium businesses.

Note: For more details, please refer to the full report.



Inclusive internet report

ECONOMIST
IMPACT



Issuance date
2022

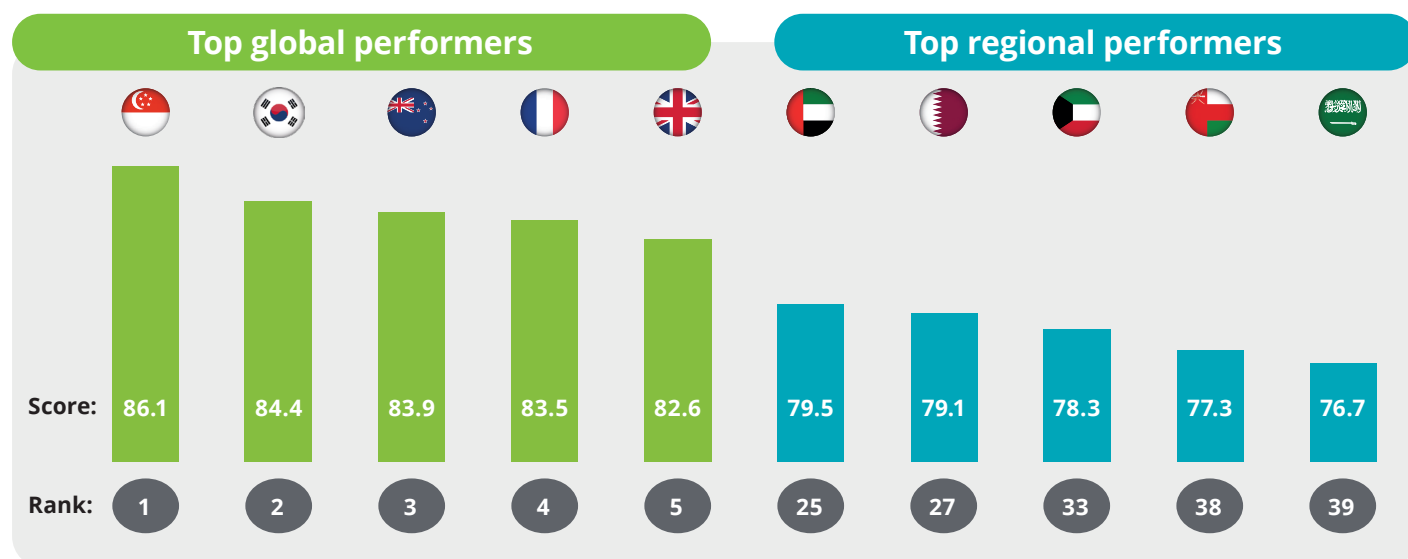


Countries ranked
100



Total indices
4

Top global and regional performers



Global best practices

Localizing content

- South Korea has always ranked high in availability of internet, but the most significant improvement was made in increasing relevant content in local language.
- Accelerated by COVID, growth of local cultural icons and investment from international tech companies in local content have all helped South Korea to improve its localized content, which is now gaining global popularity.

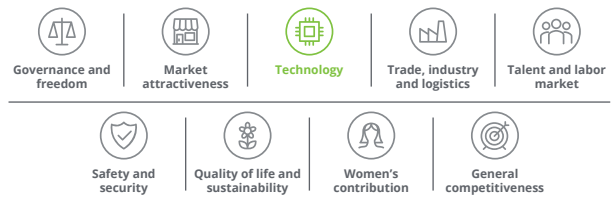
Affordable is accessible

- France additionally provided support to rural and communes not connected to fiber optic a one-off financial support to set up a wireless 4G connection.
- France also has more than 17 approved internet operators, bringing prices of services down.

High quality and availability

- UAE has ranked high in providing high quality internet, quick adoption and roll out of new technologies and hot spots for public spaces.

Note: For more details, please refer to the full report.



Network readiness report



Issuance date
November 2022

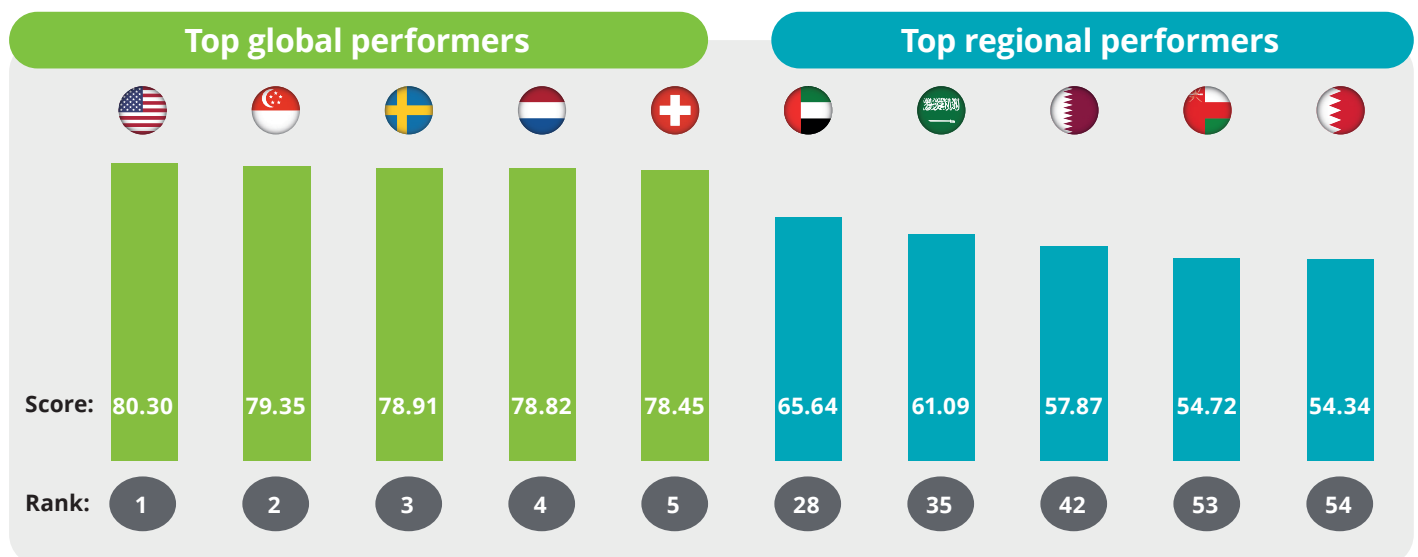


Countries ranked
130



Total indices
4

Top global and regional performers



Global best practices



Adoption of future technologies

- Sweden, in addition to basic access of internet, is leading in terms of adoption and investment in emerging technologies.
- Sweden's usage of ICT in all aspects of daily life, adds to the data and helps it to use AI to solve problems.
- Sweden also has one of the highest R and D expenditures by governments and higher education institutions.



Robust legislation

- Netherlands ranked high in network investments and adoption of technology, particularly with regards to providing internet access in schools, internet domain registrations, and mobile app developments.
- Netherlands also excels at producing quality online content and has leading e-commerce legislation.




Education system

- UAE has almost 100% internet access for households and schools.
- UAE is also investing in digital entrepreneurship to improve local apps being developed and used.

Note: For more details, please refer to the full report.



World digital competitiveness ranking



Issuance date
October 2022

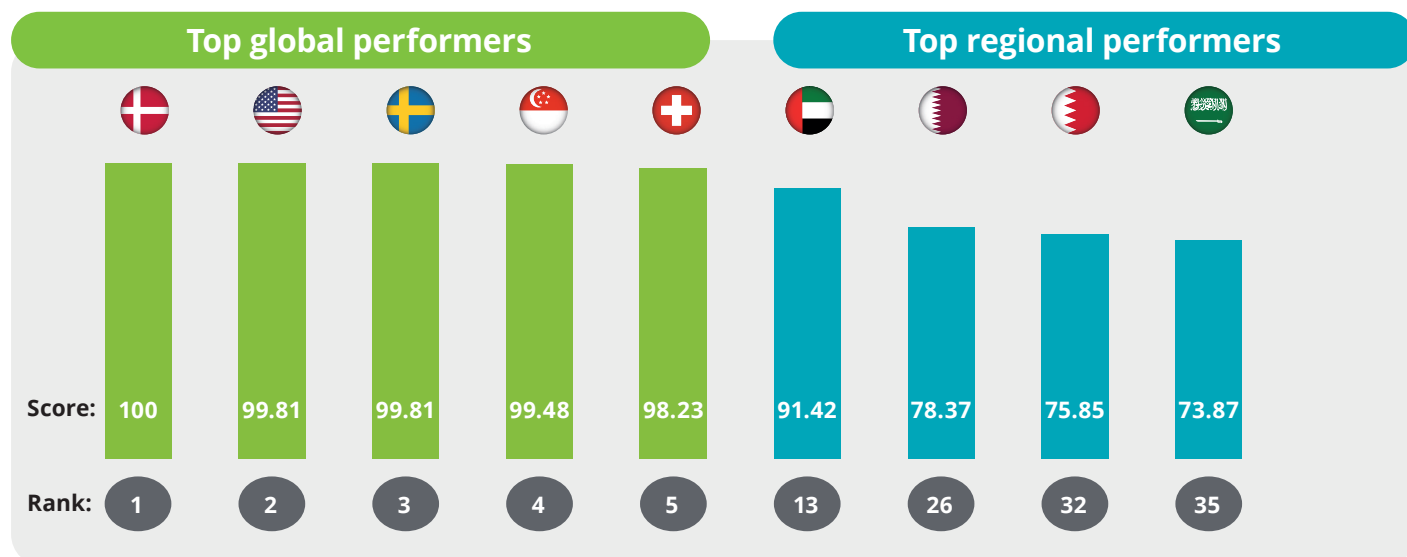


Countries ranked
63



Total indices
9

Top global and regional performers



Global best practices



Building ecosystem

- The new Digital Growth Strategy has an allocated budget of Eur 134 million across 38 concrete initiatives aimed at securing Denmark's position as an attractive digital hub.



Setting responsibility

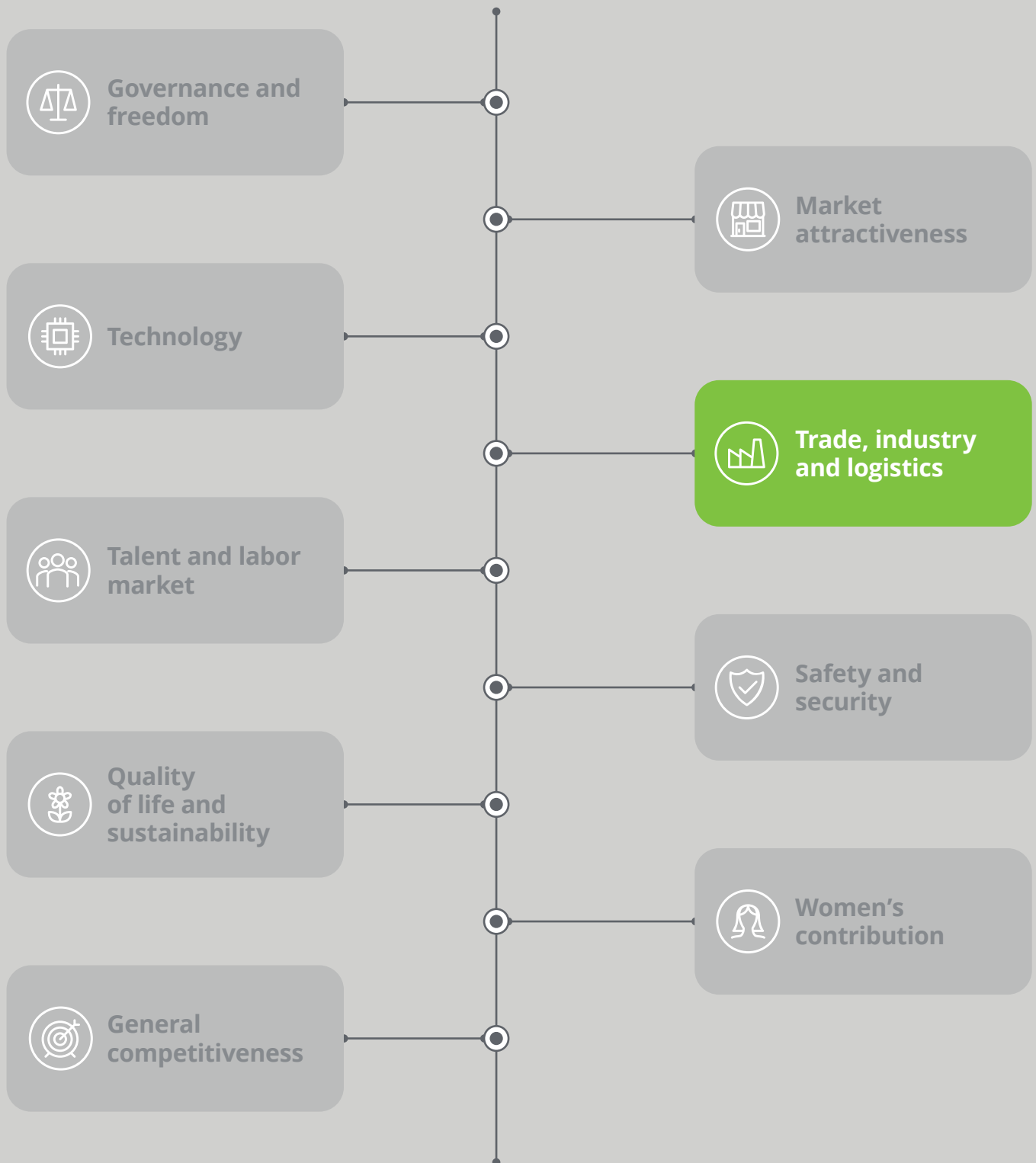
- Ministry of Infrastructure was established and the responsibility for digitalization is now coordinated within the Ministry with support from the unit of Digital Government.



Digital agenda

- UAE launched its Digital Economy Strategy, with a Digital Economy Council which includes investment in talent, digital policy to accelerate transformation, and a framework to protect digital IP and data.

Note: For more details, please refer to the full report.





Review of maritime transport



Issuance date
November
2021



Countries ranked
188



Total indices
6

Top global and regional performers

The Review of maritime transport covers various aspects including connectivity, shipping capabilities, port throughputs across countries, however, does not provide a cumulative index to rank the countries.

Global best practices



Optimization

- Reduced overall management costs of terminals by refining and optimizing information systems that aim to standardize terminal operation and management.



Cost control

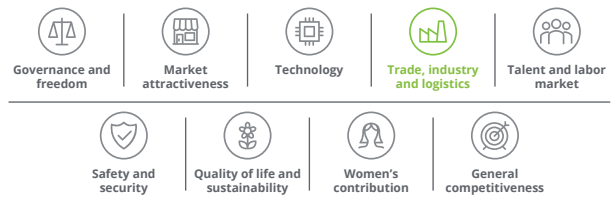
- Refraining from any price hikes to maintaining competitive pricing for transshipments handling costs.



Use of technology

- Integration of innovative technologies in end-to-end port operations across management, infrastructure and equipment, container handling, and storage to optimize port operations and increase their efficiency.

Note: For more details, please refer to the full report.



World trade statistical review (1 of 2)

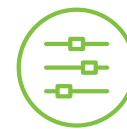


Issuance date

**July
2021**



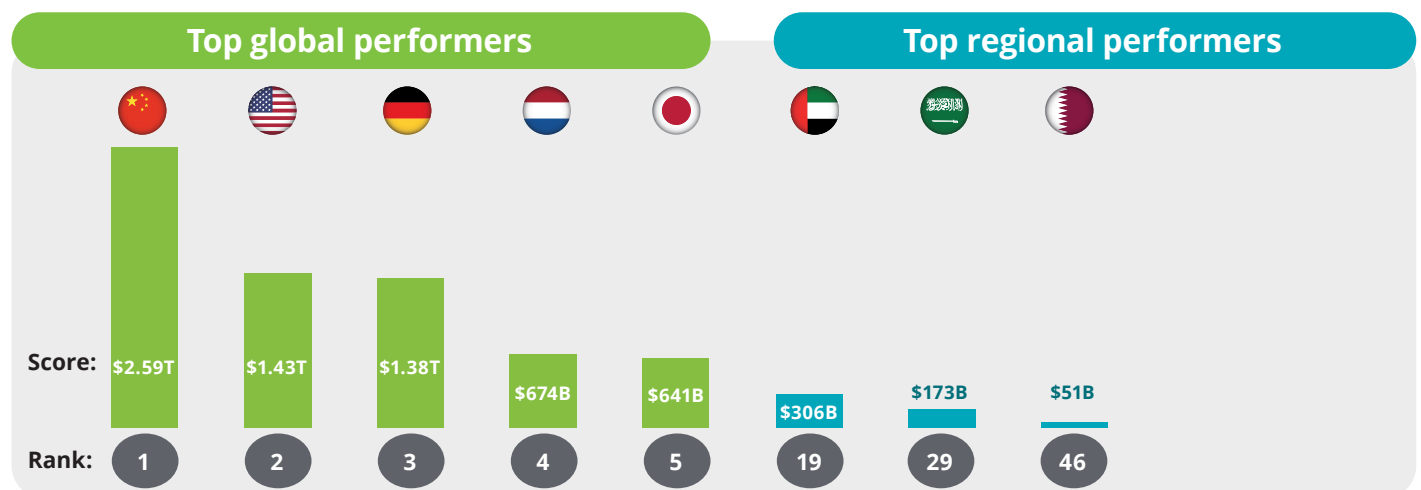
Countries ranked
50



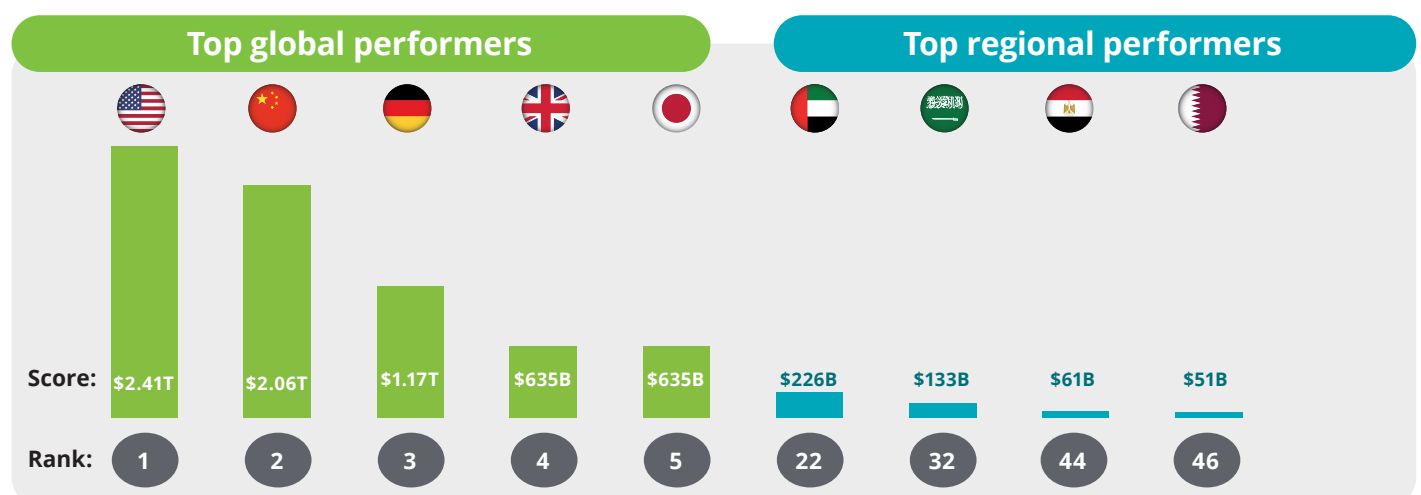
Total indices
29

Top global and regional performers

Exporters (total export value in USD)



Importers (total import value in USD)



Note: For more details, please refer to the full report.

The report measures the countries performance using Exporters and Importers criteria thus the use of 2 graphs.



World trade statistical review (2 of 2)



Issuance date

**July
2021**



Countries ranked

50



Total indices

29

Global best practices



Partnership agreement

- The Netherlands and the International Trade Centre (ITC) signed a partnership agreement called the Netherlands Trust Fund V (NTF V). This deal aims to support innovative projects developed on the continent to enhance trade competitiveness and agro-industrial services for better positioning of African companies on international markets.



Virtual stock

- Dubai Customs signed a memorandum of understanding with the Dubai Free Zone Council to implement a virtual stock guarantee (VSG) initiative. The resulting facilities provides duty guarantees available to FZ-registered firms that send goods abroad via air and seaports in the emirate, or through land exits to the wider UAE.



Transportation development

- Qatar National Vision 2030 (QNV 2030) has already seen the launch of several transport mega-projects, including a new port, three separate rail projects, and the expansive expressway program.

Note: For more details, please refer to the full report.



Readiness for future of production



Issuance date
January 2018

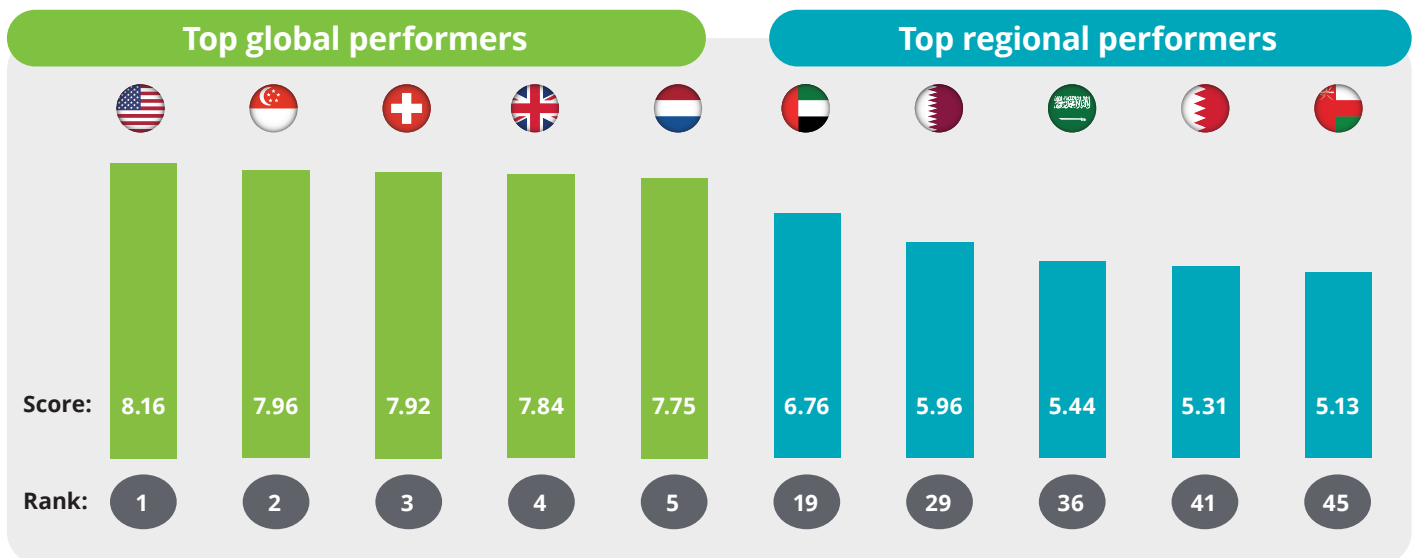


Countries ranked
100



Total indices
2

Top global and regional performers



Global best practices



Hub of innovation

- United states is at the forefront of innovations linked to Industry 4.0, with most use cases and experience being built both in production and linked nonproduction jobs.
- United states also ranks high in the availability of trained Human capital who is innovating and implementing changes across the value chain.



High-tech manufacturing

- A strong technology platform and ability to innovate has positioned the country well to specialize in high-tech manufacturing industries such as aerospace and pharmaceuticals.
- The UK performs solidly on overall education outcomes but could further develop technical training.



Education system

- The focus of UAE to diversify its economy and its focus on developing the drivers of production despite being a nascent country for manufacturing has helped UAE rank high
- The focus on attracting high capability labor force has also improved its ranking.

Note: We considered the drivers of the production category for the ranking. Scores are out of 10; For more details, please refer to the full report.



Logistics performance index



Issuance date

**July
2018**



Countries ranked

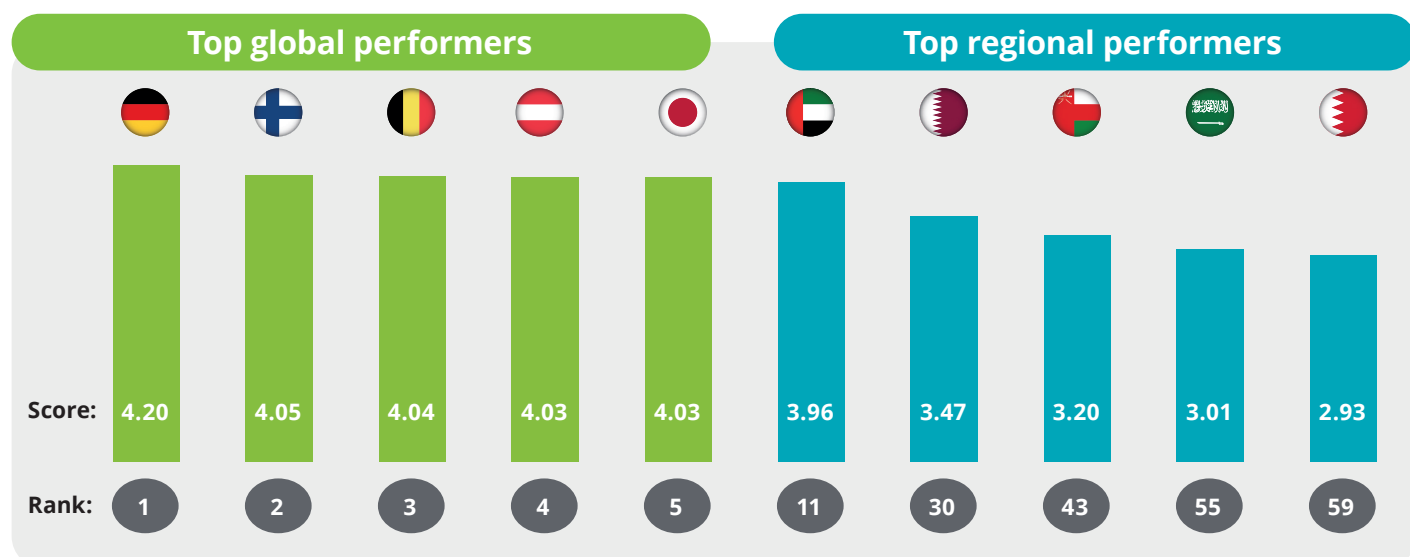
160



Total indices

24

Top global and regional performers



Global best practices



Railway system

- Austria has a highly developed railway system, encompassing 5,651 km. In addition, 15 rail border crossings provide quick access to seven markets directly bordering on Austria: the Czech Republic, Slovakia, Hungary, Slovenia, Italy, Switzerland and Germany.



Logistics system

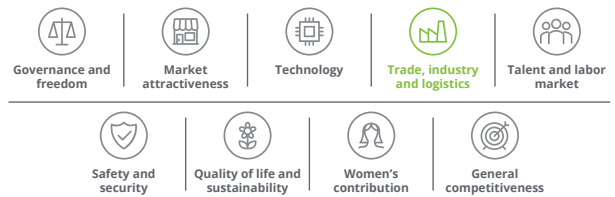
- Japan Logistic Systems is engaged in reducing environmental impacts in its logistics centers by converting lighting equipment and signs to LED.
- Japan Logistic Systems is adopting Power Demand Monitoring Systems to reduce electrical power usage in logistics centers.



Railway network initiative

- UAE government is developing rail network of 1200 km to connect seaports, major transportation hubs, distribution centers, free zone areas, major warehousing areas and freight terminals. Rail development to GCC countries is expected to accelerate the growth of logistics market of UAE due to its strategic geographical position and better connectivity.

Note: For more details, please refer to the full report.



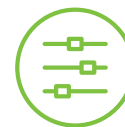
Industrial development report



Issuance date
October 2022

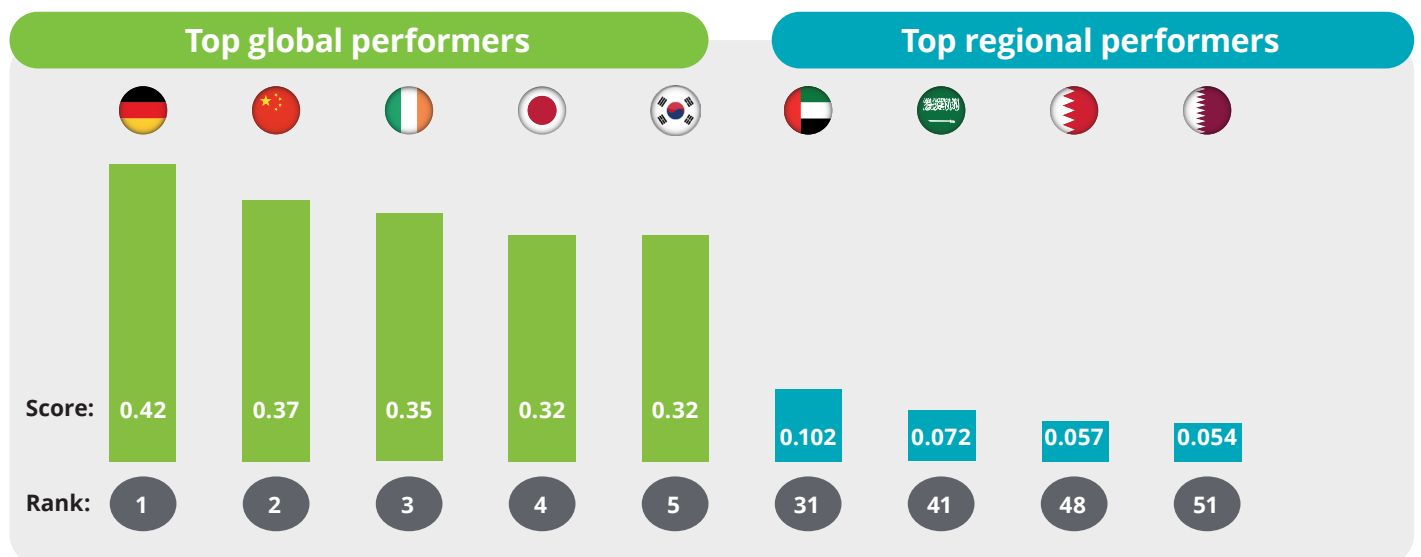


Countries ranked
152



Total indices
6

Top global and regional performers



Global best practices



Healthcare Initiative

- Germany has earmarked USD 220 billion to fund industrial transformation until 2026, including climate protection, hydrogen technology and expansion of the electric vehicle charging network.



National R and D projects

- South Korea's Ministry of Science, Technology, Information and Communication announced an investment of USD 20.85 billion in national R and D projects. Among them, USD 2.2 billion will be used for biotechnology and healthcare, future automobiles, and system-on-chip (SoC) industries.



Industrial regeneration project

- Developers brought 270 projects totaling 105.7 million square feet of new industrial space to the U.S. market for 304 projects and 104.6 million square feet to be delivered.

Note: For more details, please refer to the full report



Automation readiness index

**ECONOMIST
IMPACT**



Issuance date
2018

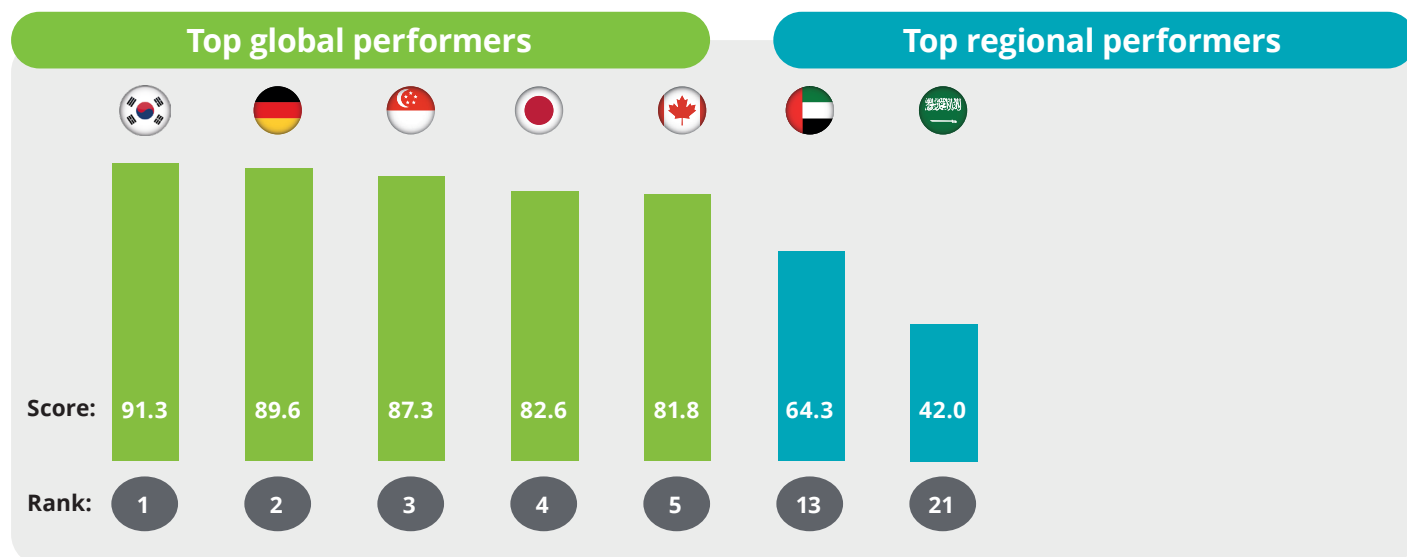


Countries ranked
25



Total indices
3

Top global and regional performers



Global best practices



Educational framework

- South Korea heads the index based on its innovation and research environment, education and labour market policies.
- Given the transformative nature of the automotive wave, a fundamentally strong research and educational framework are the critical drivers where South Korea has built strong foundation.



Labor market policies

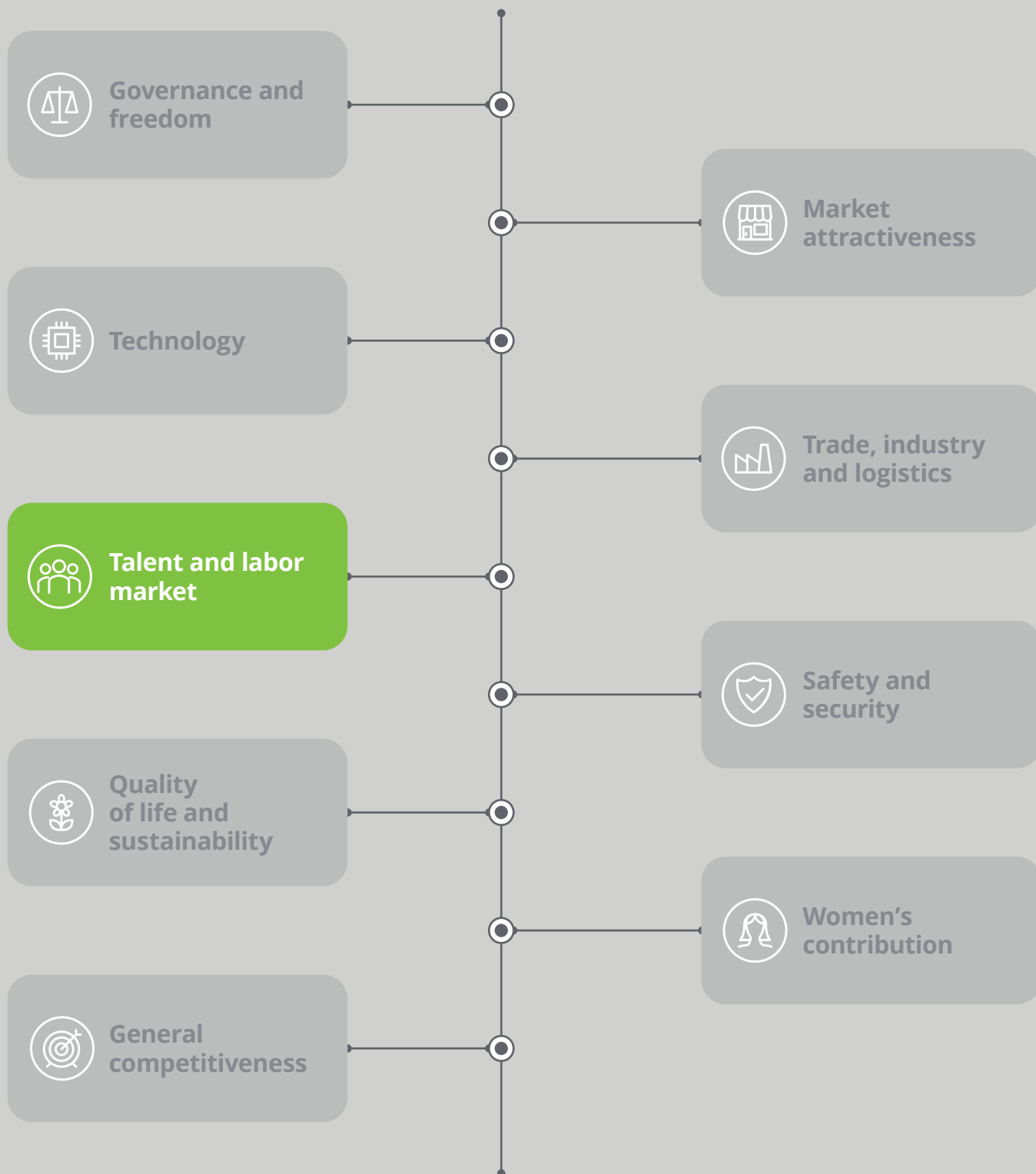
- Government provides support and encouragement of workplace retraining, as well as an evolved approach to vocational training.
- The government collaborates with leading technical institutions to ensure people can obtain the skills needed to operate effectively in the future workplace.




Self-evaluation and programmes

- UAE has adopted Smart Industry Readiness Index, and has got 70 companies evaluated, and more than 200 under evaluation.
- This helps the UAE to identify challenges and find solutions to make them Industry 4.0 ready.

Note: We considered the drivers of the production category for the ranking; For more details, please refer to the full report.





Human development report



Issuance date
September 2022

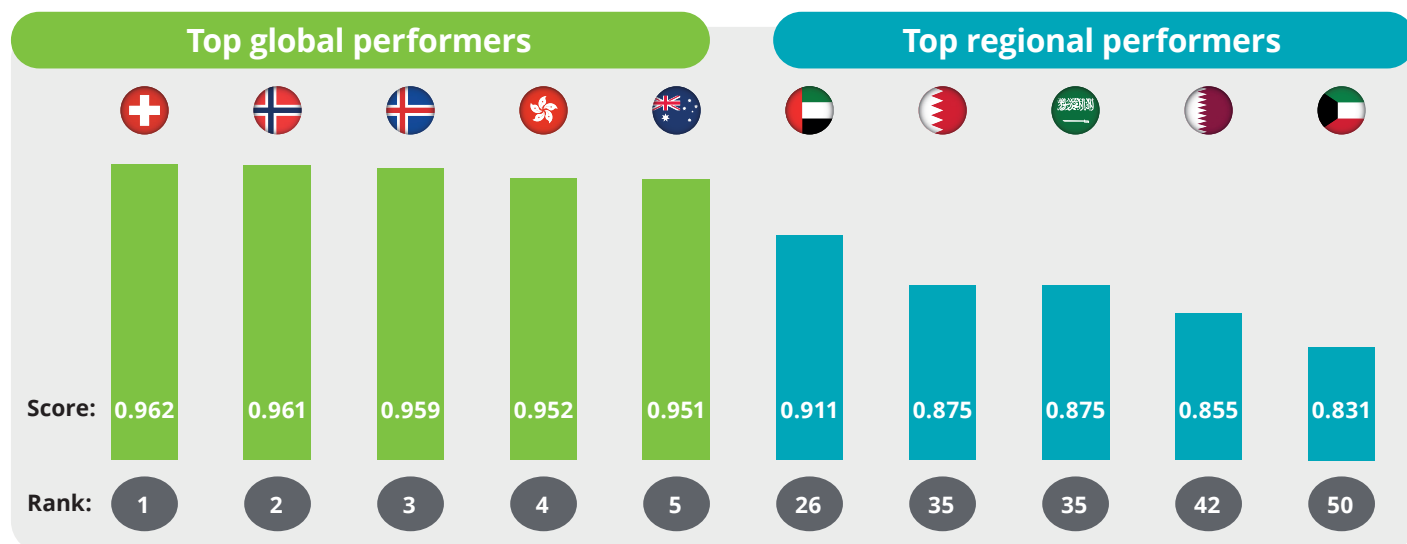


Countries ranked
191



Total indices
17

Top global and regional performers



Global best practices

Sustainable development strategy

- Switzerland has been working on a development strategy, including focus areas such as urban development, energy and climate, natural resources, education, research and innovation, social cohesion and gender equality.

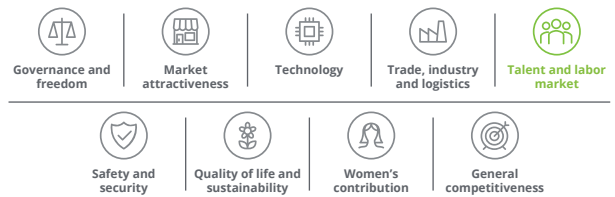
Mental health initiatives

- The Government of Hong Kong announced the launch of the Mental Health Initiatives Funding Scheme which will cover training of leaders in the community, establishing a community network of mental health support, support for careers and information technology support for the elderly.

Promote health

- Developed the Platform "Namat for a Healthy Life" as part of Aspire Zone Foundation's initiatives that aims at spreading the health culture in the Arab communities, through specialists and experts in Aspetar Hospital and the foundation's partners.

Note: For more details, please refer to the full report.



Human capital index report



Issuance date
November 2021

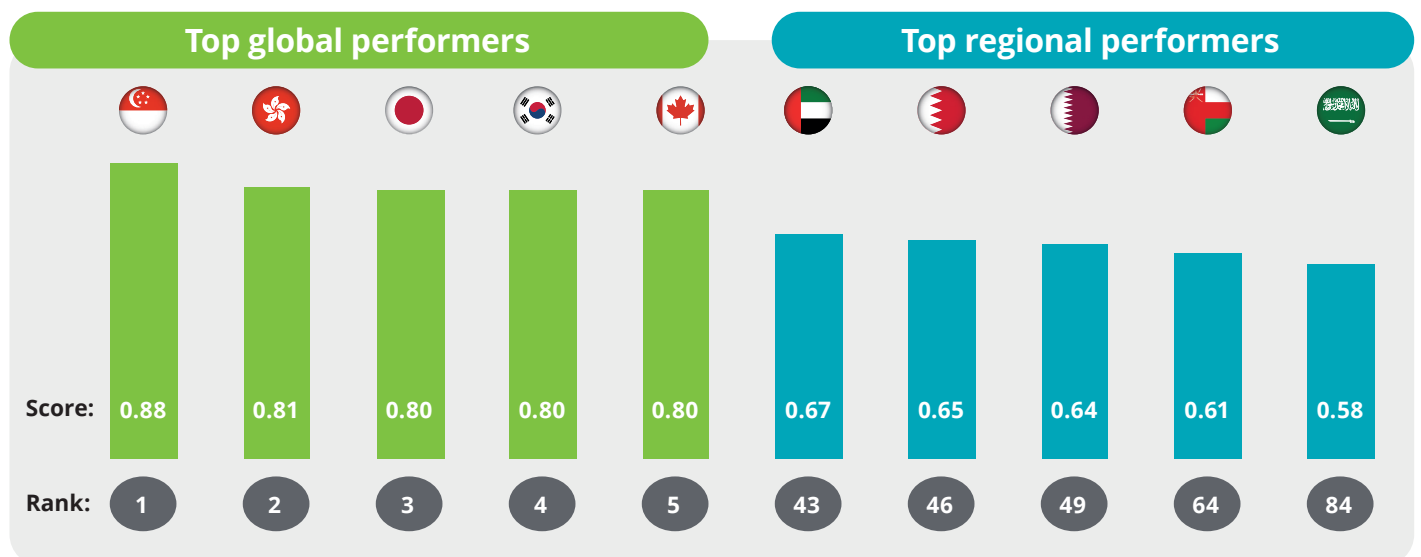


Countries ranked
174



Total indices
6

Top global and regional performers



Global best practices



Healthcare initiative

- Use Assistive Technology and Robotics that offer solutions to better help Singapore's seniors and those with disabilities to be more mobile.
- HealthHub: a one-stop health portal that allows citizens to easily access their medical records and browse useful health tips, articles and news.



Educational reform

- Include a wide range of changes, such as updating national curriculum standards, new school evaluation system, introduction of a national academic performance test, teacher training, reforms in university entrance examinations and admission policies, and improved coordination between schools and society.



Education system

- The Bahrain government has launched multiple education related initiatives including the King Hamad Schools of the Future project which continuously helps enable and upgrade schools e-learning capabilities.

Note: For more details, please refer to the full report.



Global Skills Index

HAYS


Issuance date
November 2019

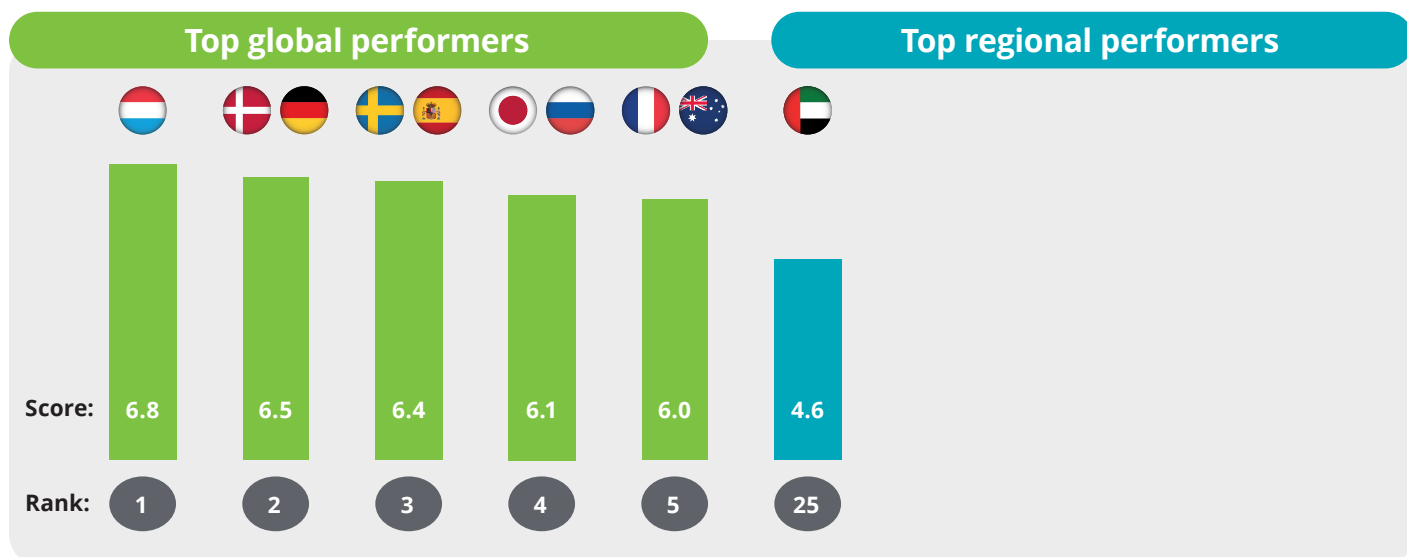


Countries ranked
34



Total indices
7

Top global and regional performers



Global best practices



Higher wage for skills

- The share of graduates to the total population is high in Denmark boosting skilled labor supply.
- There is a mismatch between skills desired and skills present, resulting in organizations training their manpower or spending more to attract the talent they want.



Upskilling talent

- Germany has the highest level of employment in its history with wage gap between highly skilled labor and low skilled labor also reducing.
- Germany is now focusing on ensuring upskilling of talent pool to remain competitive in the age of digitalization.



Attracting the right talent

- The pandemic saw a lot of talent having to leave the market, and the companies specifically seeking talent to accelerate their digital transformation.
- UAE depends heavily on external talent given its low number of graduates and it attracts the right talent with longer visas, lower restrictions and high tax-free income.

Note: The Global skills index is based on a score and not rank. Ranks indicated above are illustrative and reflective of scores.



Global knowledge index



Issuance date
December 2021

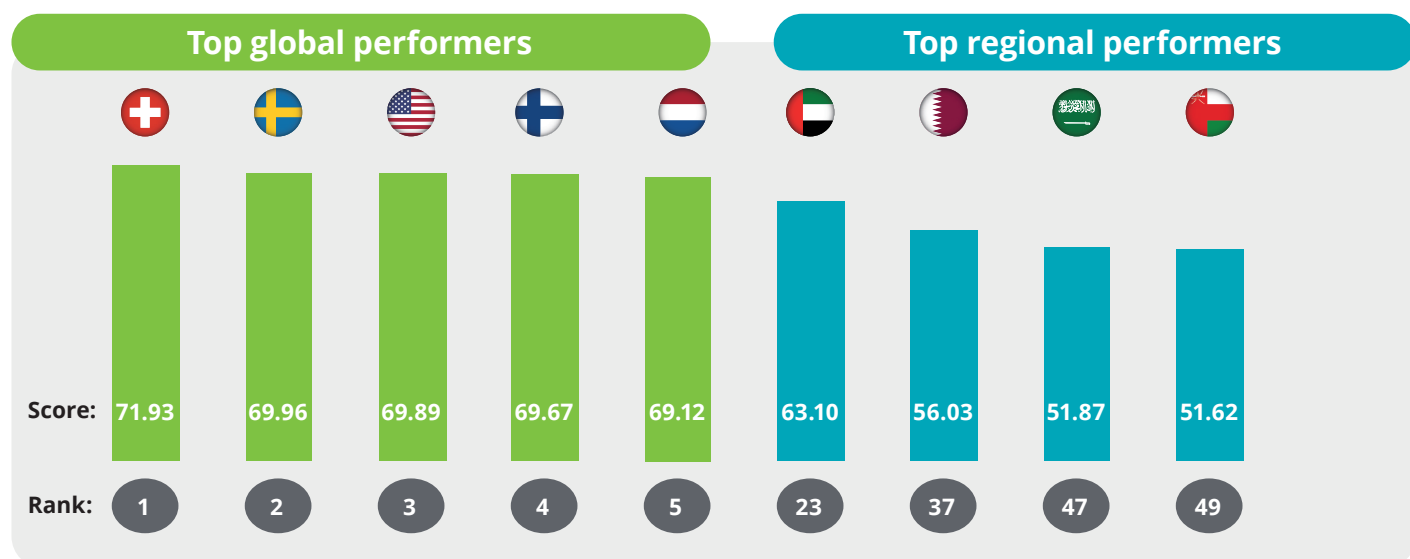


Countries ranked
154



Total indices
7

Top global and regional performers



Global best practices



Strong fundamentals

- Switzerland has benefited from years of compulsory education in primary and secondary and in ensuring high quality of education.
- Switzerland also has a good proportion of students enrolling in vocational programmes.
- There is a strong focus on ICT education.



ICT and innovation focus


- Sweden has a high percentage of employment in ICT sector with companies investing in training and building skills.
- Sweden also has a high investment in R and D with one of the highest ICT patent applications to GDP ratio.
- Focus on JVs and innovation which brings high quality talent to the country.



Education system

- United Arab Emirates is a leading performer in terms of its knowledge infrastructure.
- IT also ranks high with pre- university education with high enrolment rates.
- Recently it has improved rank in students enrolled in vocational programs.

Note: For more details, please refer to the full report.



IMD world talent report



Issuance date
December 2021

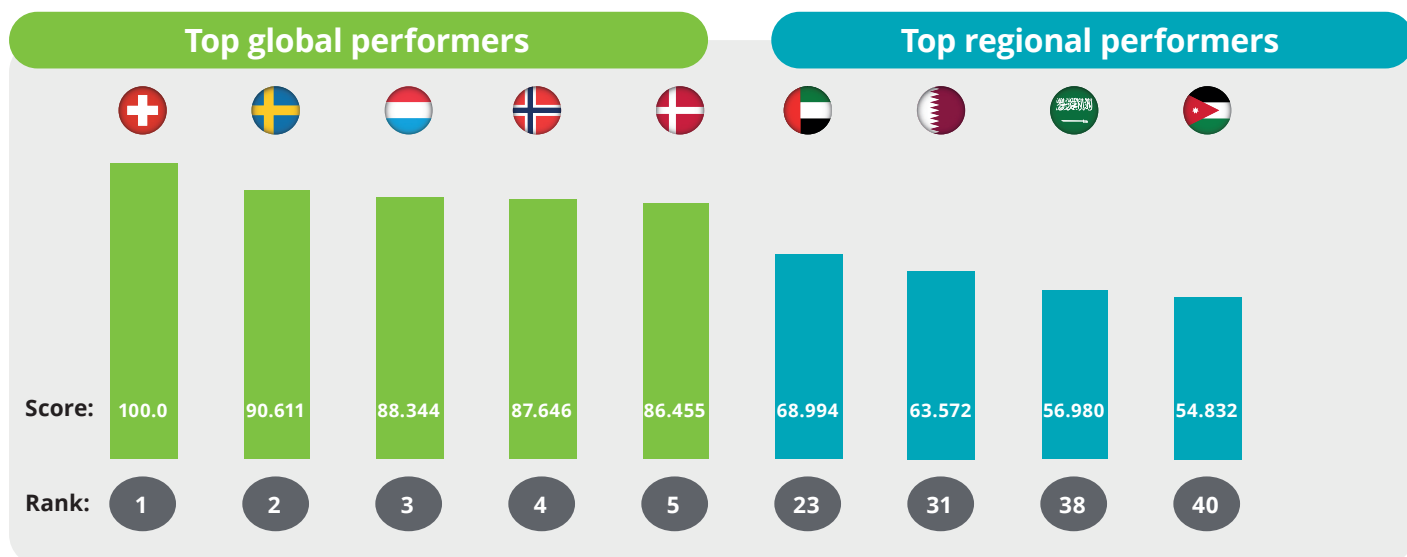


Countries ranked
64



Total indices
31

Top global and regional performers



Global best practices



Talent incubator

- Switzerland has a dual system combining working (practical learning) with two days of learning theory at school.
- The dual system has appeal to international highly skilled professionals allowing them to make a living wage while continuously learning.



Talent incentive

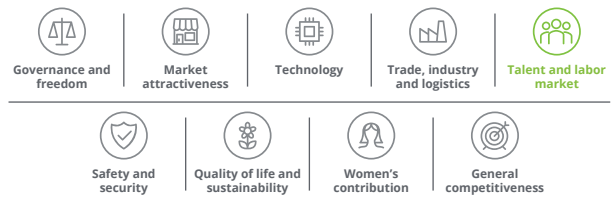
- "Talent for Denmark" project has invested USD 8 million to attract more highly educated international employees to Danish companies.



Literacy strategy

- The UAE Cabinet issued directives to start preparing an integrated National Literacy Strategy and a framework to produce a reading generation and establish the UAE as the capital of cultural and knowledge content.

Note: For more details, please refer to the full report.



Global talent competitiveness index

INSEAD

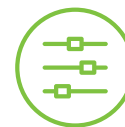
The Global Talent Competitiveness Index
2022



Issuance date
**November
2022**

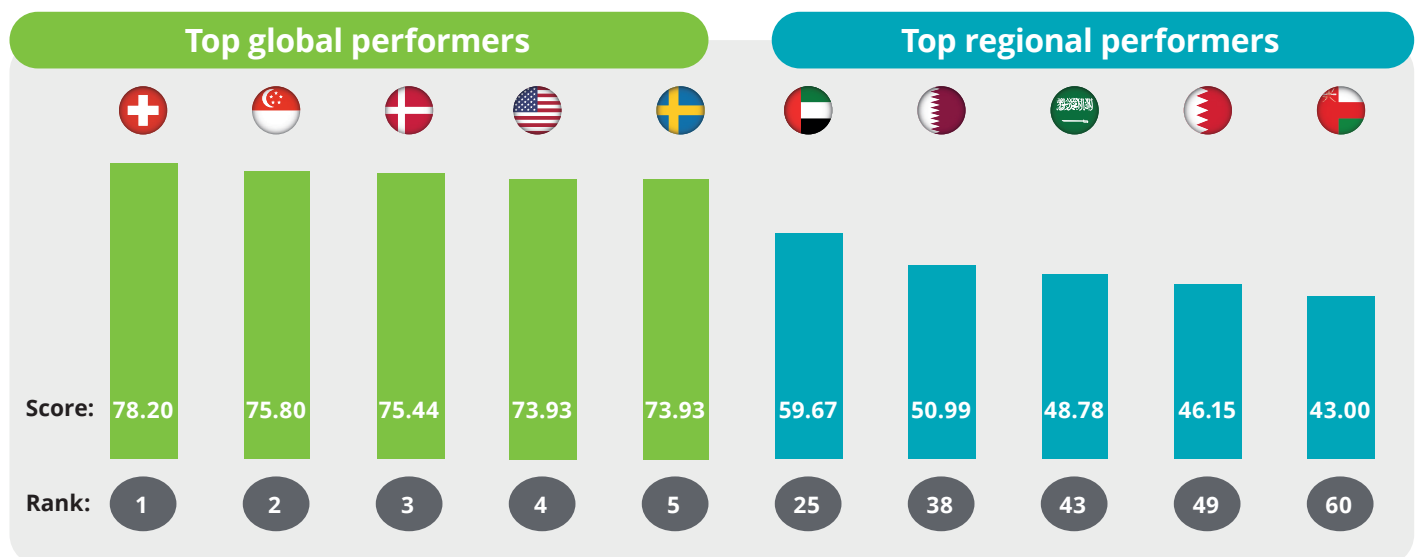


Countries ranked
133



Total indices
69

Top global and regional performers



Global best practices



Attract SMEs

- The Singapore government has introduced initiatives that are meant to help SMEs retain local talent.
- Max Talent is one such initiative that matches Professionals, Managers and Executives (PMEs) with vacancies in SMEs, through assistance grants, post placement consultations, allowing SMEs access to top talent in the country.



Talent initiative

- The American Talent Initiative (ATI) brings top colleges and universities together to expand access and opportunity for talented low-income students. It aims to attract, enroll, and graduate 50,000 lower-income students at 334 colleges and universities.



Attract talent

- The UAE strategy for talent attraction and retention is focused on: positioning the UAE among the top ten countries in the global talent competitiveness indices, ensuring talents availability across all strategic sectors and cementing the UAE image as an ideal destination for living and working.

Note: For more details, please refer to the full report.



Global wage report



Issuance date
December 2020

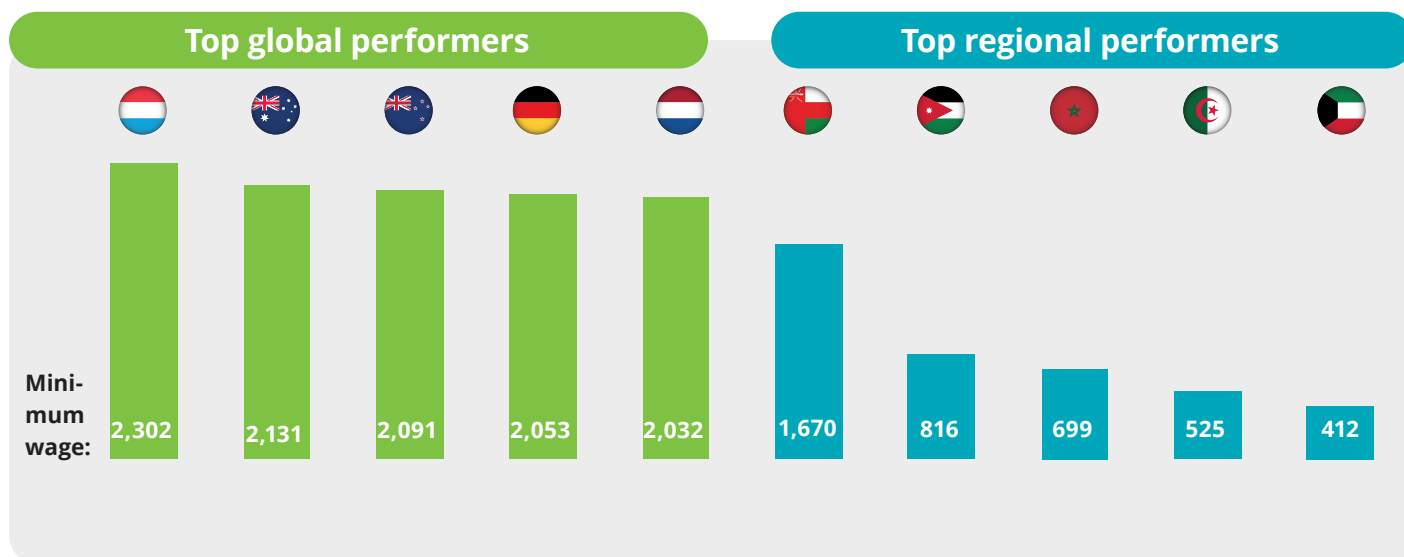


Countries ranked
168



Total indices¹
NA

Top global and regional performers²



Global best practices



Minimum wage

- Luxembourg increased the minimum wage by 2.8% as of Jan 2021 for both qualified and unqualified workers. This increase was determined by the increase in the cost-of-living index.



Socio-economic reform

- Australia has established strong minimum wage requirements
- It additionally has recommended wage for different professions.
- The minimum wage requirement is reviewed annually and abided to very closely by all companies.



Delink minimum wage requirements

- Oman has de-linked the minimum wage requirement to academic qualifications, ensuring all Omanis will be paid the minimum prescribed irrespective of qualification or role.

Note: For more details, please refer to the full report;

1: NA: No indices, but there are 3 conditions to reduce inequality through minimum wage.

2: No ranking, the report only displays monthly minimum wage (USD) in PPP for the countries that have it (updated 2021, ILO).



Expat explorer report



Issuance date
2021

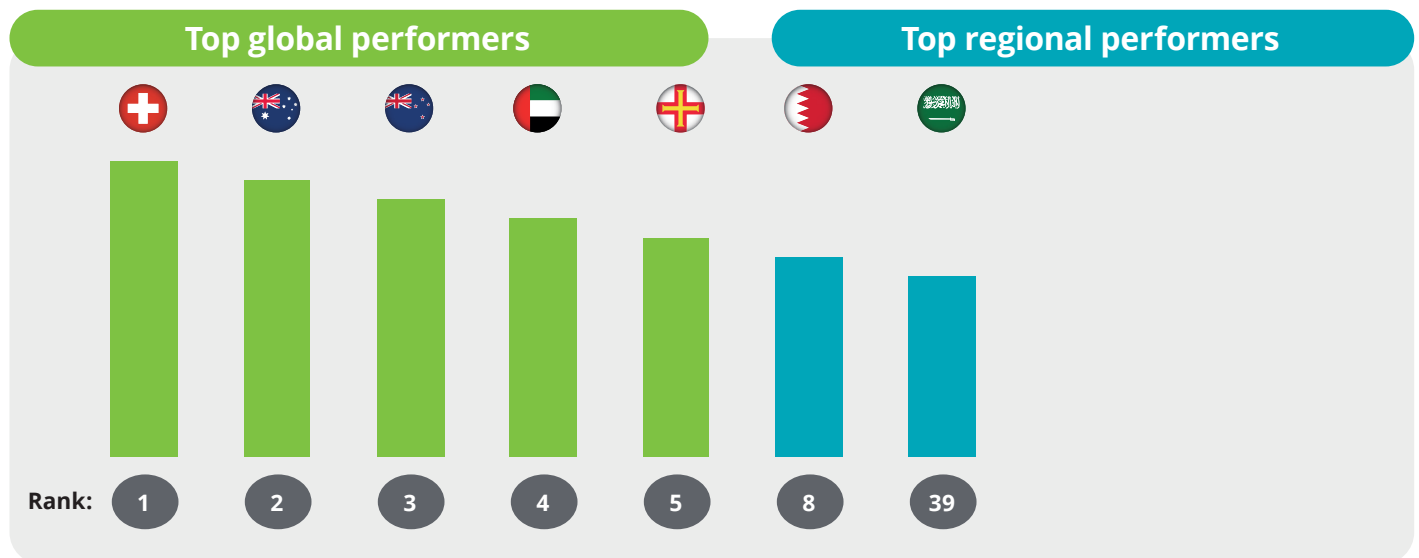


Countries ranked
46



Total indices
3

Top global and regional performers



Global best practices



Work life balance

- With a good work-life balance, expats have more time to enjoy the high quality of life in the safety and security of Switzerland.
- Switzerland also ranks high to raise a family with a diverse schooling system and popularity of international schools.



Quality of life

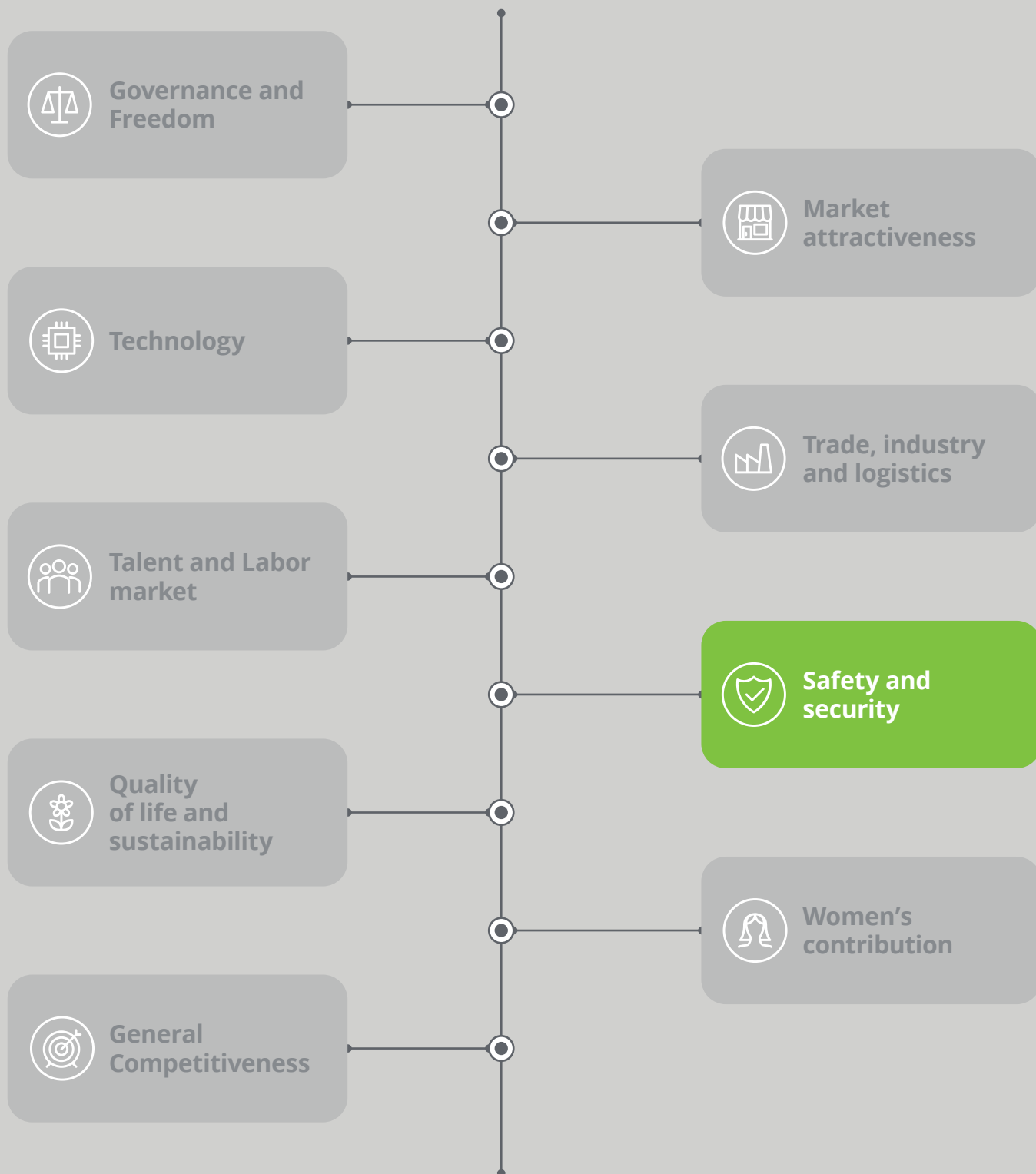
- Expats in Australia enjoy a much better work-life balance.
- Expats with children also rate the country highly for education and children's development.
- Good weather, healthier environment, friendly cities, natural beauty, all add to its allure.



Career and income growth

- The Emirates provides a way for young professionals below the age of 35 to significantly boost their income.
- The diverse culture allows expats to settle in easily.

Note: Scores are not available. For more details, please refer to the full report.





Global peace index



Issuance date

**June
2022**



Countries ranked

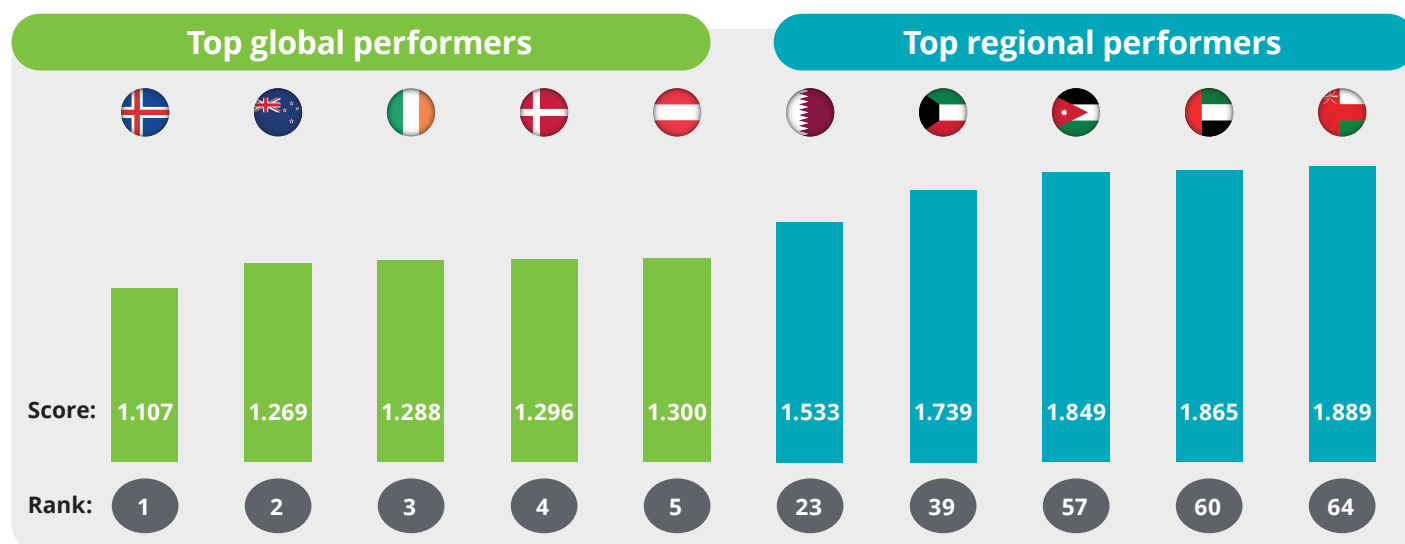
163



Total indices

23

Top global and regional performers



Global best practices



Healthcare initiative

- Several factors affect its top ranking: a well-functioning government, sound business environment, acceptance of the rights of others, good relations with neighboring countries, high levels of human capital, equitable distribution of resources, among others. In addition to record-low crime rates, an enviable education, and welfare system.



PEACE programme

- The PEACE programme has funded a wide range of projects, including projects to support victims and survivors, young people and SMEs, infrastructure and urban regeneration projects, and projects in support of immigrants and of celebrating the ethnic diversity of society as a whole.



Global education initiatives

- "Protect Education in Insecurity and Armed Conflict" to promote and protect the right to education in areas affected or threatened by crisis, conflicts and insecurity.
- "Educate a Child" initiative, which aims at reducing the number of children who have lost their right to education worldwide as a result of conflicts, wars and natural disasters.

Note: For more details, please refer to the full report; The lower score the better.



Global terrorism index



Issuance date

**March
2022**



Countries ranked

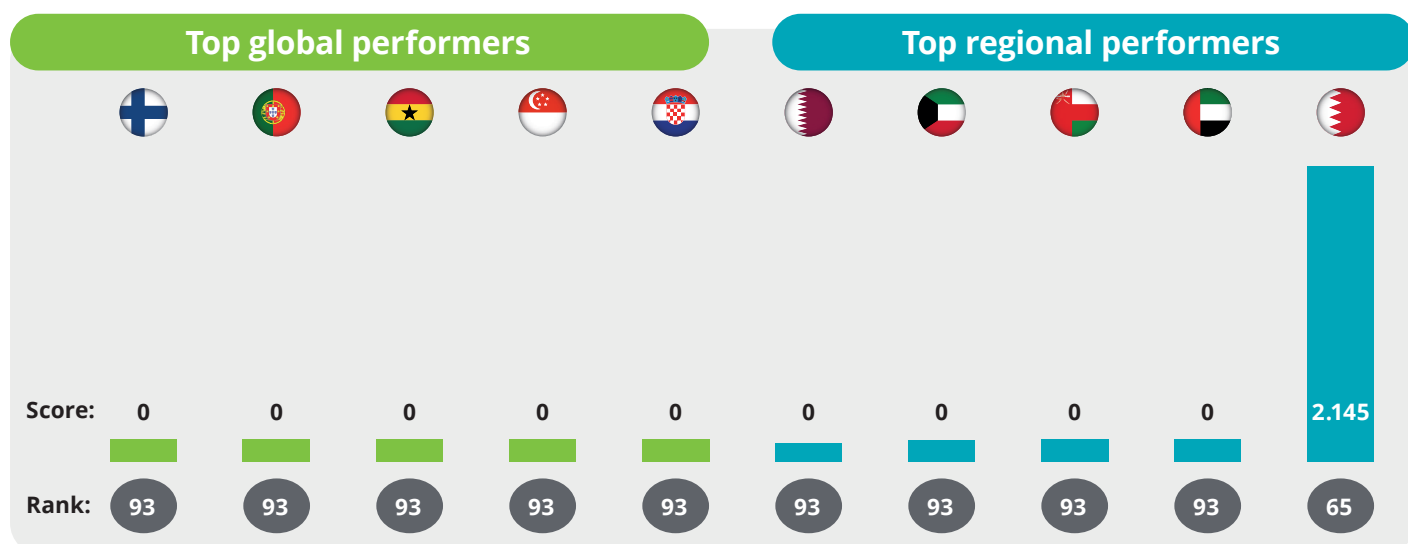
163



Total indices¹

NA

Top global and regional performers



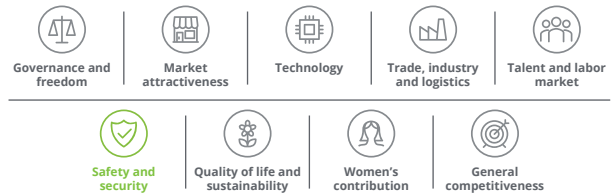
The report scores each country on a scale from 0 to 10; where 0 represents no impact from terrorism and 10 the highest measurable impact.

Global best practices

<h3>UN resolutions</h3> <ul style="list-style-type: none"> Reiterated commitment to the full implementation of all UN Resolutions on counterterrorism and fully supported the exhaustive work of the committee and CTED member states in their implementation of all these resolutions. 	<h3>Accra initiative</h3> <ul style="list-style-type: none"> "Accra Initiative", launched in response to growing insecurity linked to violent extremism in the region, is an important counterterrorism framework designed as a cooperative security mechanism built on three pillars of information sharing; training of security and intelligence personnel; and the conduct of joint cross-border military operations. 	<h3>International cooperation</h3> <ul style="list-style-type: none"> Works to confront and eradicate terrorism and extremism across the Middle East and worldwide. Cooperates closely with the US in the war on terror, providing military, logistical and intelligence support.
--	--	---

Note: For more details, please refer to the full report. *The zeroes indicate low or no terrorist aggression in these countries.

¹ NA : Data not available



Safe cities index

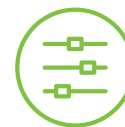
**ECONOMIST
INTELLIGENCE**



Issuance date
2021

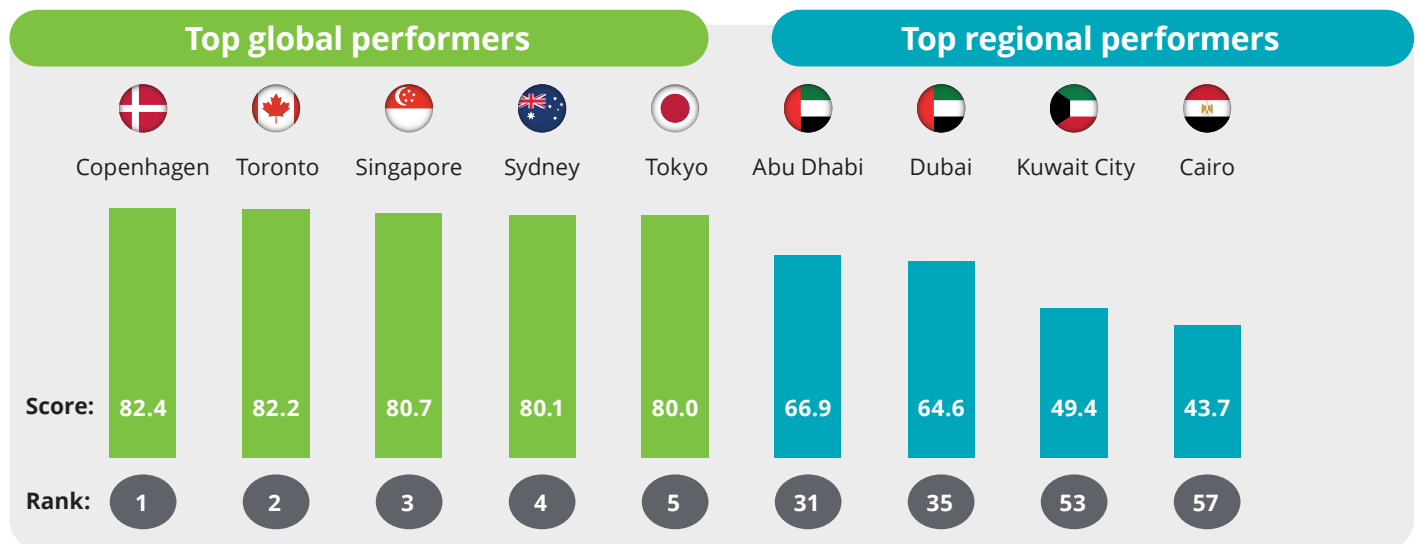


Countries ranked
60



Total indices
5

Top global and regional performers



Global best practices



Focus on prevention and data

- Copenhagen has extremely low crime rate, due to its focus on early intervention with preventive initiatives.
- Data also plays a key role in developing a deeper understanding of safety which aids in specific actions to improve safety.



Local community and support groups

- Series of support systems available for people who are struggling, including health provisions, mental health focus, access to education etc. to solve issues at their roots.



Strong laws

- Stronger laws and quick interventions have kept crime rates very low in the UAE.
- Dubai is also working towards improving the indices it does not perform well in, including digital security and road safety.

Note: Scores are out of 100. For more details, please refer to the full report.



Nuclear security index

**ECONOMIST
INTELLIGENCE**



Issuance date

**July
2020**



Countries ranked

22

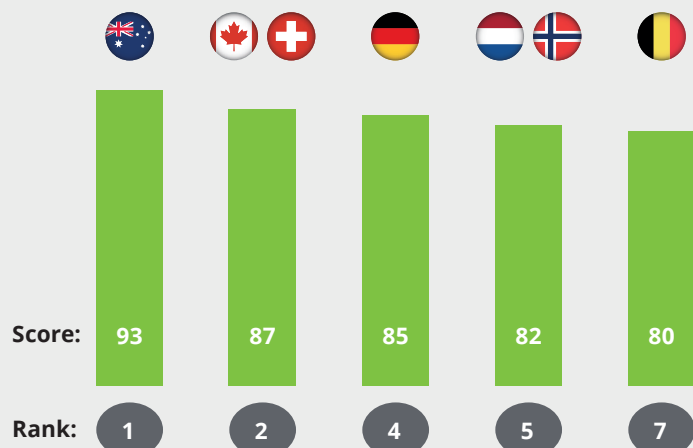


Total indices

5

Top global and regional performers

Top global performers



Top regional performers

Global best practices



Hub of innovation

- Highest performance in meeting and committing to global norms and maintaining transparency.
- It also does well in overall site security and loss due to theft and loss during transportation.



Good security measures

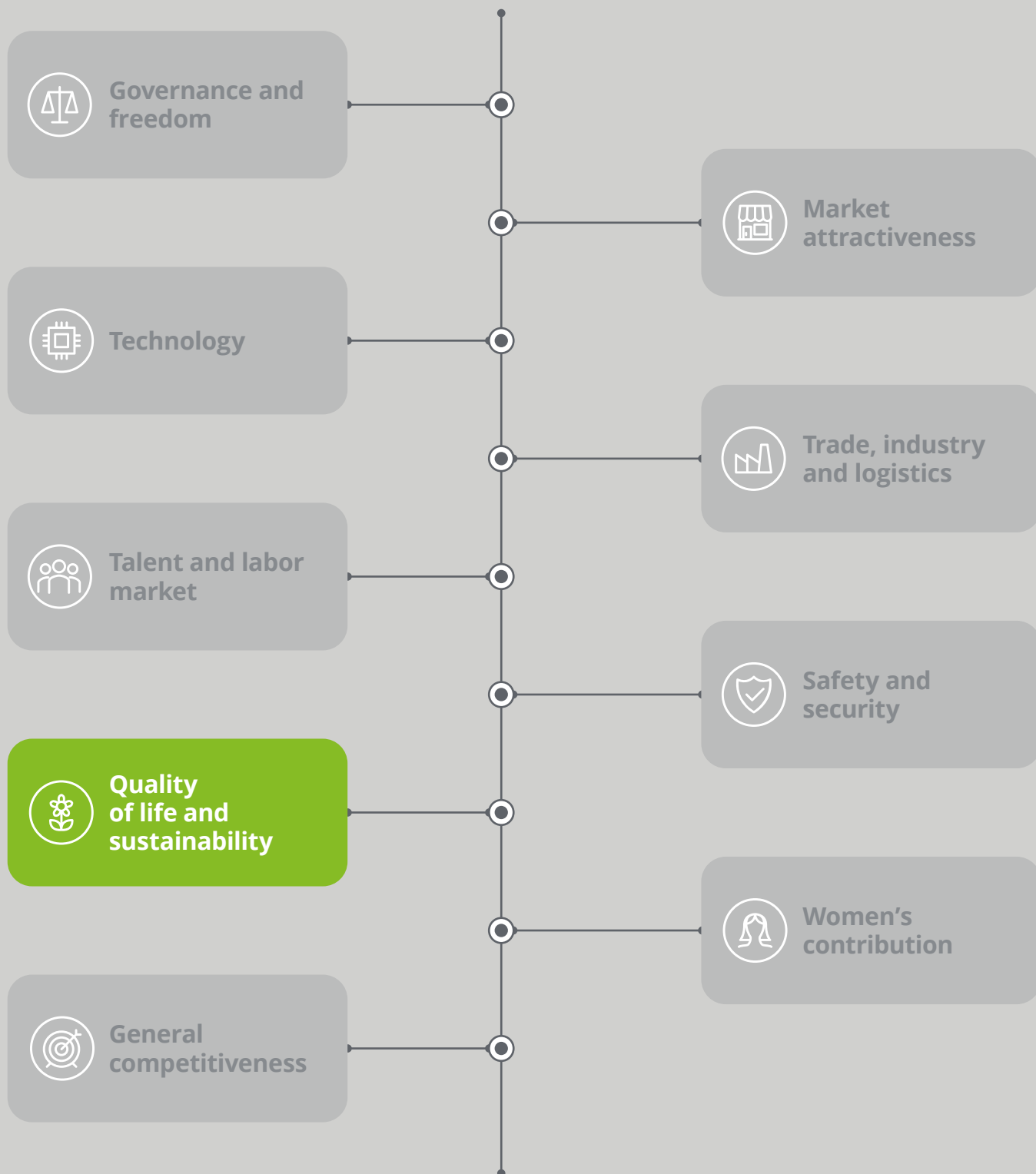
- Canada does well in low theft of nuclear weapons with good security measures, and building a low-risk environment.
- It also scores well on low sabotage risk.



Cyber and transport security

- Switzerland scores well in cybersecurity, and transport security.

Note: For more details, please refer to the full report.





Global cities report

KEARNEY



Issuance date
2022

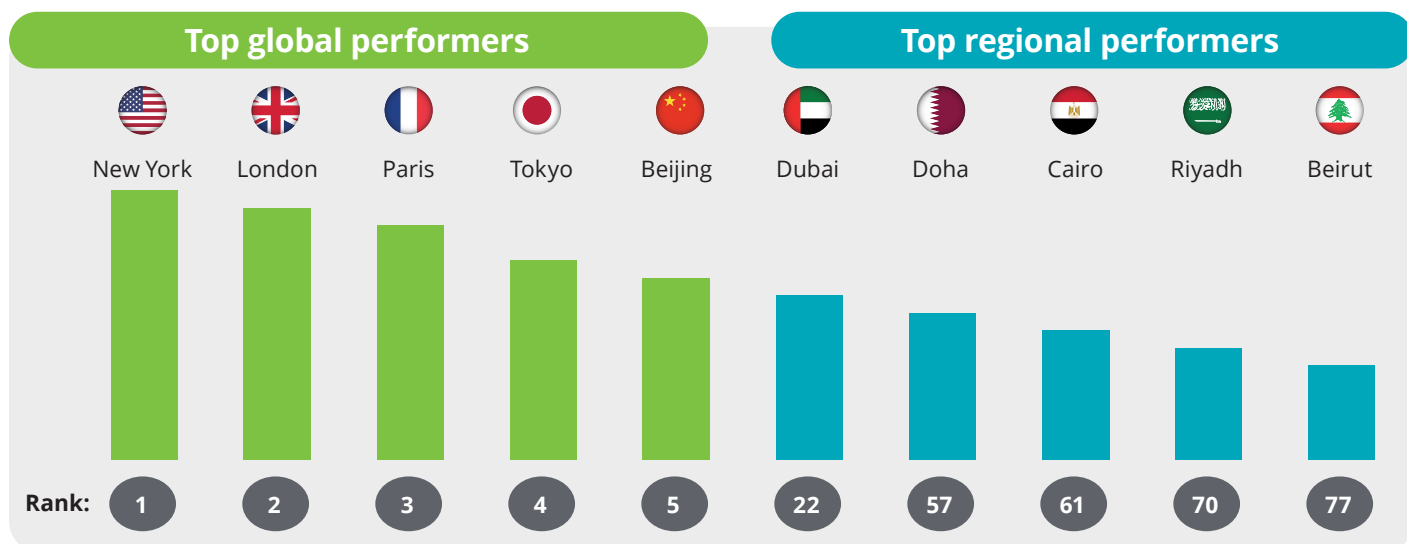


Countries ranked
156



Total indices
NA

Top global and regional performers



Global best practices



Business and human capital

- New York has historically scored well in wealth, connectivity, infrastructure, diversity and powerful organization and continued to keep its spot despite COVID impact.
- New York has also improved in the two dimensions it leads: business activity being main center for legal services, world trade, insurance, banking etc and human capital.



Educational performance

- London has been a global economic and financial center. London also scores high on transportation and diversity, with its tube, bus and rail network and connectivity to Europe and the world.
- London scores very high on educational institutions, as being one of the few cities which is home to multiple renowned universities.



Education system

- Doha has improved its ranking with an increased focus on Cultural Experience especially with its infrastructure development for the FIFA World Cup.
- Doha rose by 23 points, due to strong governance and control on inflation.

Note: Scores are not available. For more details please refer to the full report.

NA: Data not available.



Global food security index

ECONOMIST
IMPACT



Issuance date
2022

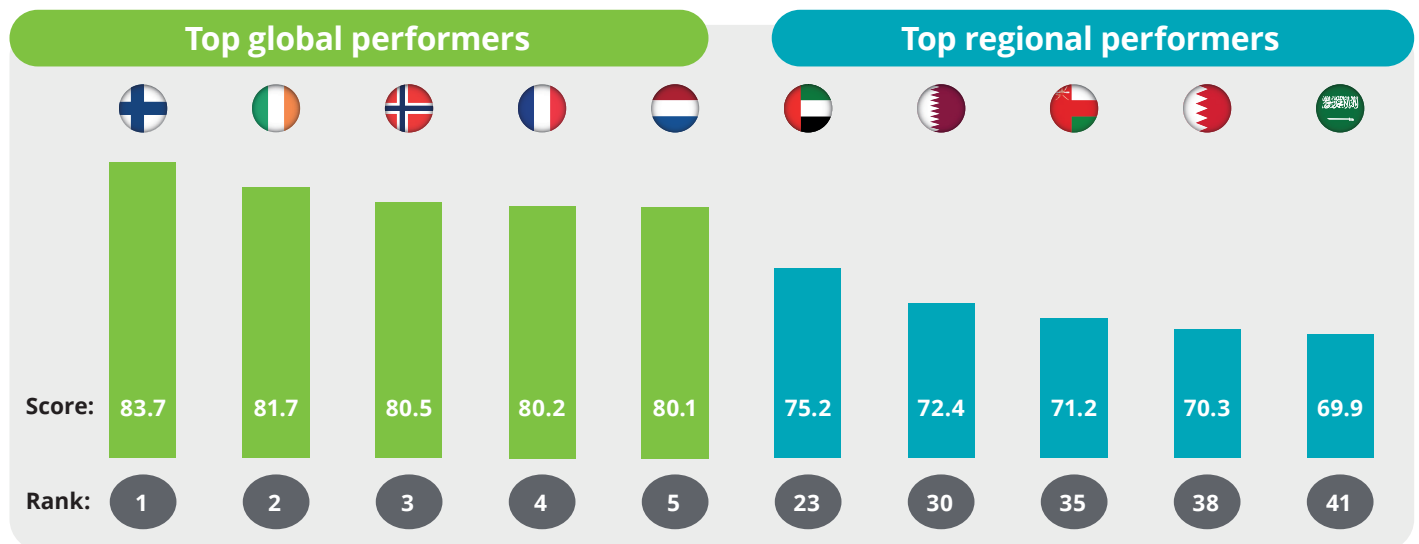


Countries ranked
113



Total indices
4

Top global and regional performers



Global best practices



Consistent improvement

- Over ten years, Ireland has been able to keep food costs down at the same time as tackling inequality and ensuring that a safety net remains in place.
- It has seen a big jump in agricultural R and D and has been able to minimize food loss, helping to ensure that enough quality food is available.
- The government also has high nutritional standards.



Strategy for sustainable agriculture

France's International Strategy for Food Security, Nutrition and Sustainable Agriculture outlines the roadmap to ensure food security through:

- Developing sustainable agricultural and food systems to confront climate change and the erosion of biodiversity; supporting the structuring of sustainable agri-food chains.
- Enhancing food assistance actions for vulnerable populations and improving their resilience.



Food security programs

- Over the past ten years Oman has ramped up its social protection and food security programs, and also worked on bolstering market access and infrastructure, making food more affordable for its 4.5m people.
- Oman has enabled strong market access, especially for finance and diversified financial products for farmers.

Note: Scores are out of 100; : For more details, please refer to the full report.



World happiness report



Issuance date
March 2022

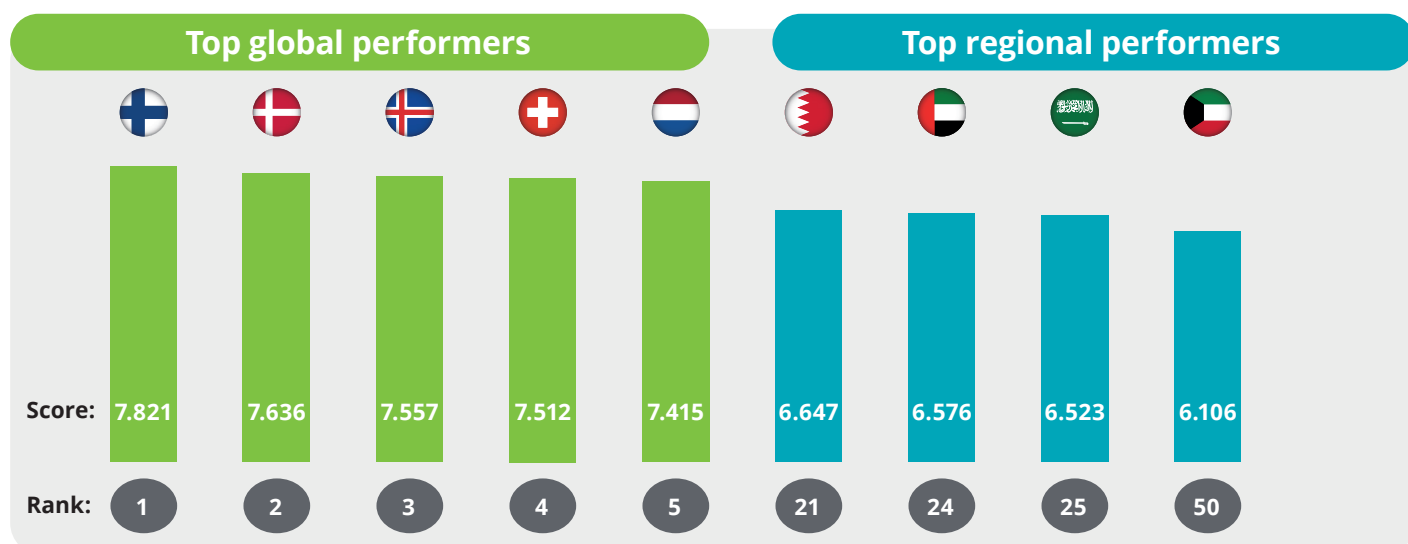


Countries ranked
146



Total indices
1

Top global and regional performers



Global best practices



Quality of life framework

- Iceland introduced a framework of 39 balanced wellbeing indicators including financial, social and environmental metrics. The framework also ensures a common understanding of the factors that improve the quality of life.
- Iceland has committed to conducting regular surveys on the nation's wellbeing due to COVID-19.



Health strategy

- In its Health 2020 strategy, the Federal Council set out goals for the Swiss healthcare system including: maintain quality of life, increase equal opportunities, raise the quality of healthcare and improve transparency.
- Mandatory health insurance guarantees all Swiss residents access to medical services and products.



Health services

- Bahrain provides health services catering to every stage of their citizen's lives.
- The Ministry of Health also provides medical care to the elderly patients through mobile units and home visits for those unable to visit health centers. The elderly also receive social services from the Ministry of Labor and Social Development (MLSD).

Note: For more details, please refer to the full report.



Prosperity index



Issuance date
2021

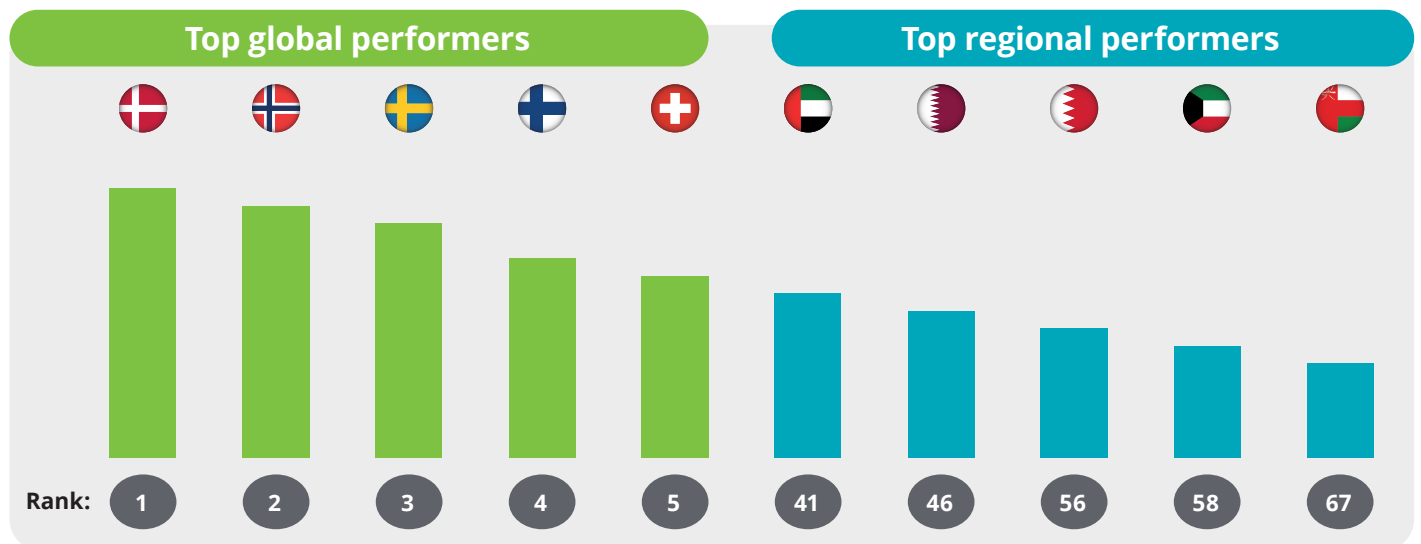


Countries ranked
167



Total indices
12

Top global and regional performers



Global best practices



Social capital

- Denmark has one of the highest per capita gross national product in the world with a policy focus on providing high standard of living, with safety, access to public transport, good education and healthcare.
- Denmark has improved its ranking as an investment destination, given how the pandemic was managed, compared to other EU countries.



Welfare focus

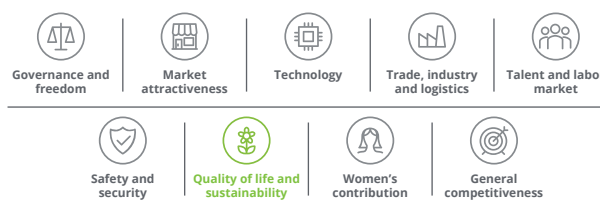
- Norway ranks first for personal freedom, governance, and social capital.
- Norway is a welfare state that provides health insurance and education subsidies.



Strong infrastructure

- United Arab Emirates performs most strongly in Enterprise Conditions and Infrastructure and Market Access but is weakest in Personal Freedom.
- The biggest improvement compared to a decade ago came in Natural Environment.

Note: Scores are not available; For more details, please refer to the full report.



Global health security index

**ECONOMIST
IMPACT**



Issuance date
**December
2021**

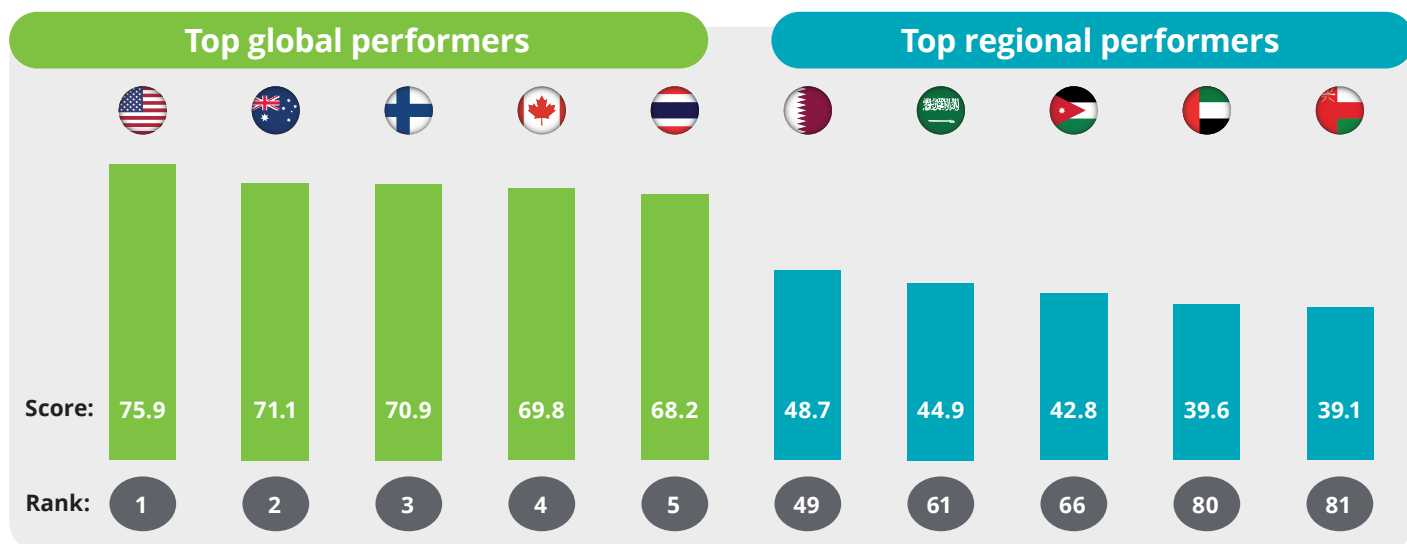


Countries ranked
195



Total indices
6

Top global and regional performers



Global best practices



Leading diagnostics

- United States has a strong laboratory supply chain and the workforce focusing on leading technologies in analyzing data for better diagnosis.
- United States also has developed a very strong emergency response system.
- It has a strong infrastructure, access to equipment, cutting edge medicines and investment in research and development.



Strong Public safety system

- Australia has a very strong public emergency response system coupled with infection control practices, approval of new medical counter measures.
- Australia also has best in class disaster response and risk reduction.



Strong infrastructure

- Qatar has ranked well in availability of equipment and healthcare infrastructure including availability of ambulances and early responders.

Note: For more details, please refer to the full report.



Environment performance index



Issuance date
June 2022

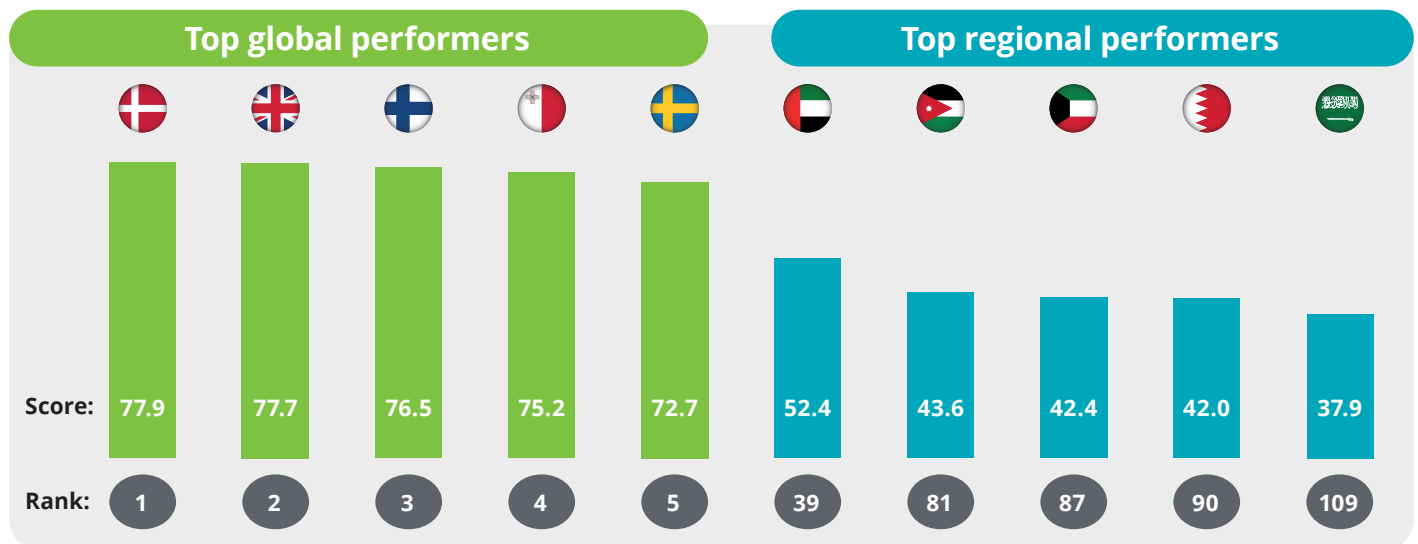


Countries ranked
180



Total indices
11

Top global and regional performers



Global best practices



Strong policy

- Denmark has a strong climate policy with a strong implementation record to reduce greenhouse emissions.
- Denmark has invested a lot of financial resources and also incentivise private sector to work towards its environmental goals.



Ecosystem vitality

- UK has developed a strong protection plan for its marine areas and protecting species.
- UK has also reduced its use of pesticide significantly.
- Through strong municipal action UK has improved waste disposal and sanitation and drinking water supply.



Education System

- UAE has improved its wastewater treatment and air quality, and sanitation.

Note: For more details, please refer to the full report.




Climate change performance index



Issuance date
April 2022

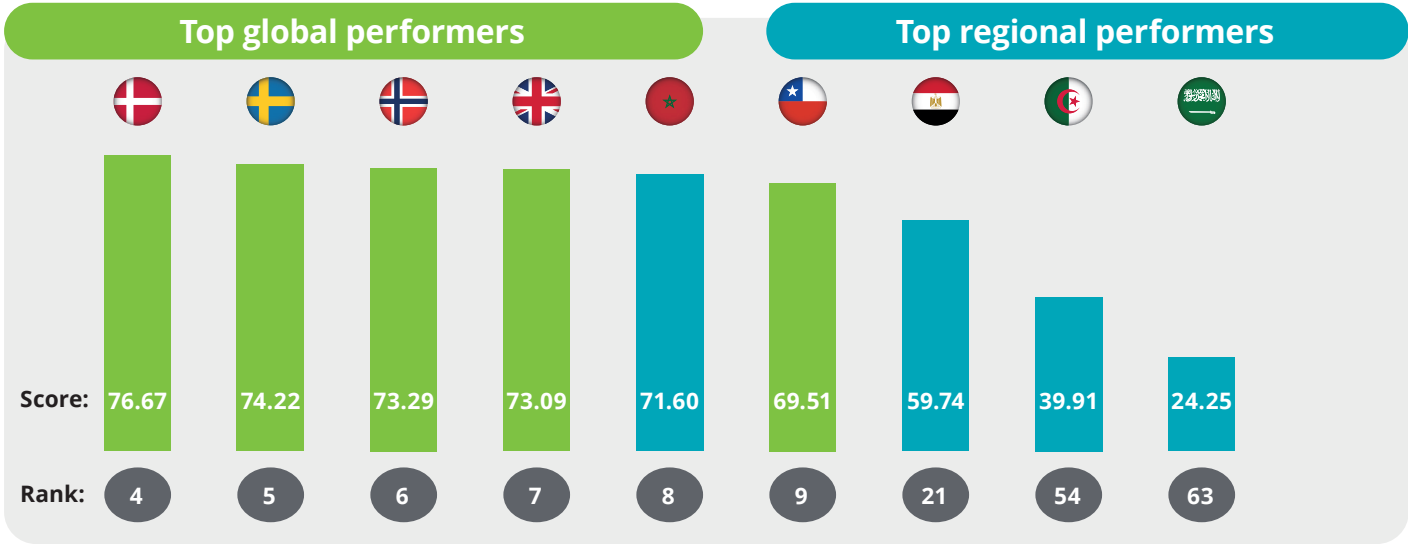


Countries ranked
64



Total indices
4

Top global and regional performers



Global best practices

New car sales of zero-emission

- Committed to reducing greenhouse gas emissions by 50-55% compared to 1990s levels by 2030, through domestic actions as well as only allowing new car sales of zero-emission vehicles by 2025.

The Climate Change Committee (CCC)

- Established the Climate Change Committee (CCC) that sets legally binding 'carbon budgets' providing a five-year cap on total greenhouse emissions to meet the UK's emission reduction commitments (zero emissions by 2050).

Vehicle replacement initiative

- Launched the 'Vehicle Replacement Presidential Initiative' to replace old vehicles with new, natural gas-powered ones, pioneered the first sovereign green bond in MENA.

Note: None of the countries achieved positions one to three and therefore the report has left these three positions vacant; For more details, please refer to the full report.



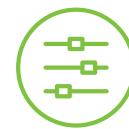
Cost of living report



Issuance date
November 2022

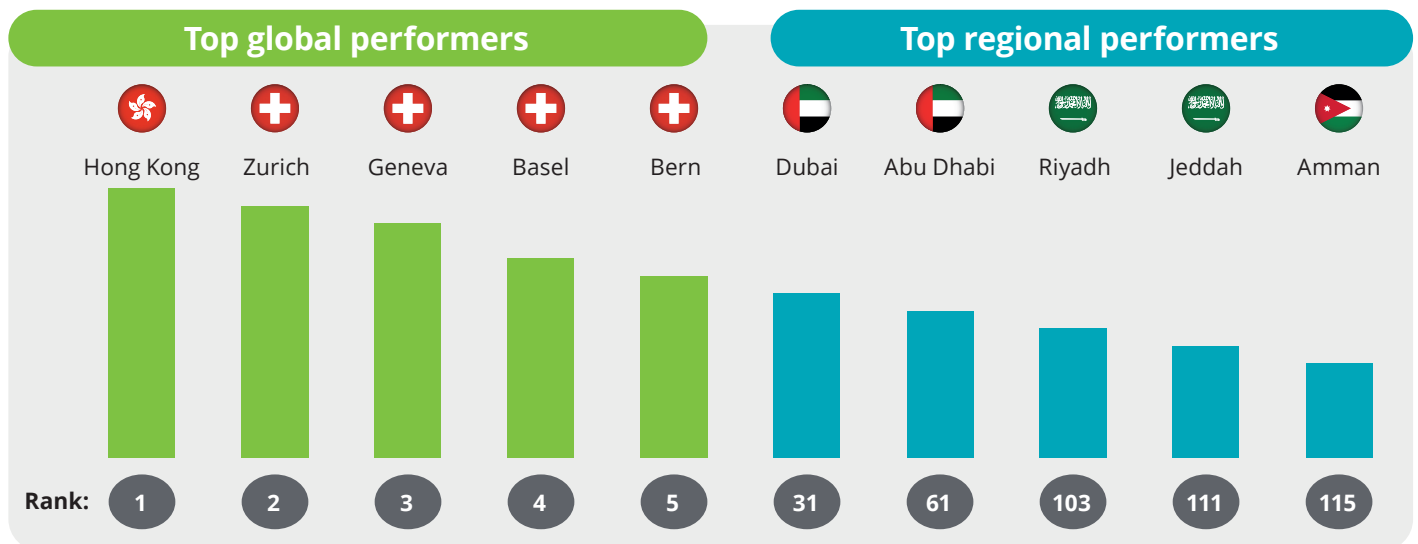


Countries ranked
227



Total indices
NA

Top global and regional performers



General reasons for high cost of living

- Low cost of living is linked to overall economy, currency and supply equation for the cities.
- Some of the most expensive cities are expensive due to heavy inflation.
- Other cities like Tokyo are expensive due to lack of lower end residential options, and expensive utilities.

Note: The ranks are for the most expensive cities; For more details, please refer to the full report.




Global livability report



Issuance date
2022

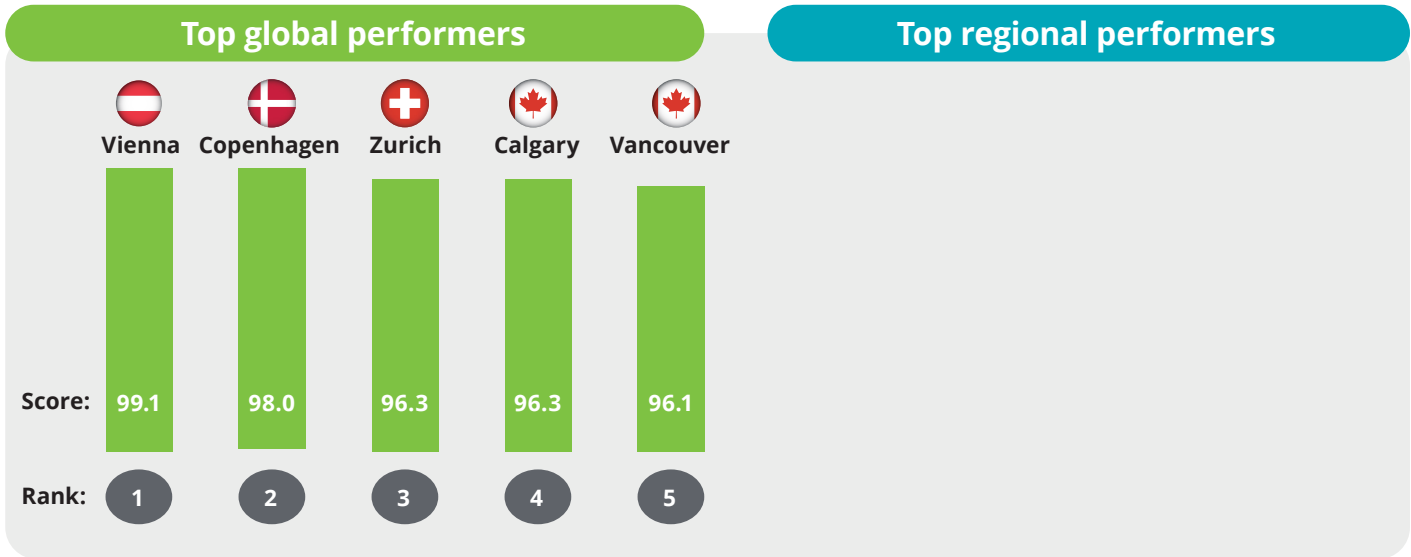


Countries ranked
173



Total indices
5

Top global and regional performers



Global best practices

All round high quality of life

- Austria provides free healthcare, with Vienna home to highly skilled healthcare practitioners, and worldclass healthcare facilities.
- Bike paths, and multimodal public transport make the city accessible.
- It has a great combination of a thriving arts and cultural scene but still favorable rental conditions.

Safety

- High on safety, access to the best education system, public transport infrastructure and cultural diversity, make Copenhagen one of the most liveable cities in the world.

Health infrastructure

- Zurich has ranked the highest in terms of access to healthcare and quality of health infrastructure.
- It also ranks high on infrastructure, income and overall quality of life.

Note: Included the Top five due to limited access to the report.



Social progress index

INDEX
ACTION
IMPACT



Issuance date
2022

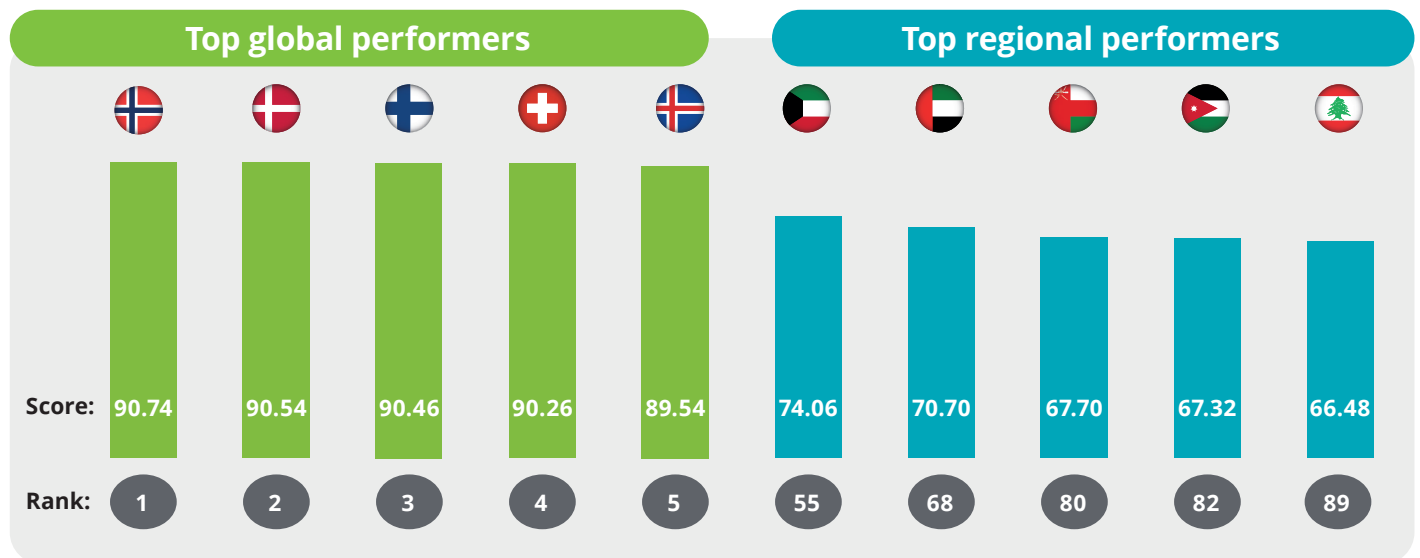


Countries ranked
169



Total indices
60

Top global and regional performers



Global best practices



Social welfare

- Norway scores the highest in providing equal access to basic human rights through welfare program including access of education, health and wellness.
- Norway has also made strides in personal freedom and access to information.



Strong social infrastructure

- Finland has invested in building a strong basic infrastructure including water, sanitation, shelter, and education.
- Finland also scores well in access to information and personal rights.



Basic human rights

- Kuwait has a strong model to provide basic medical care, good nutrition, water, sanitation and shelter.

Note: Scores are out of 100; For more details, please refer to the full report.



Travel and tourism competitiveness report

WORLD
ECONOMIC
FORUM



Issuance date
May 2022

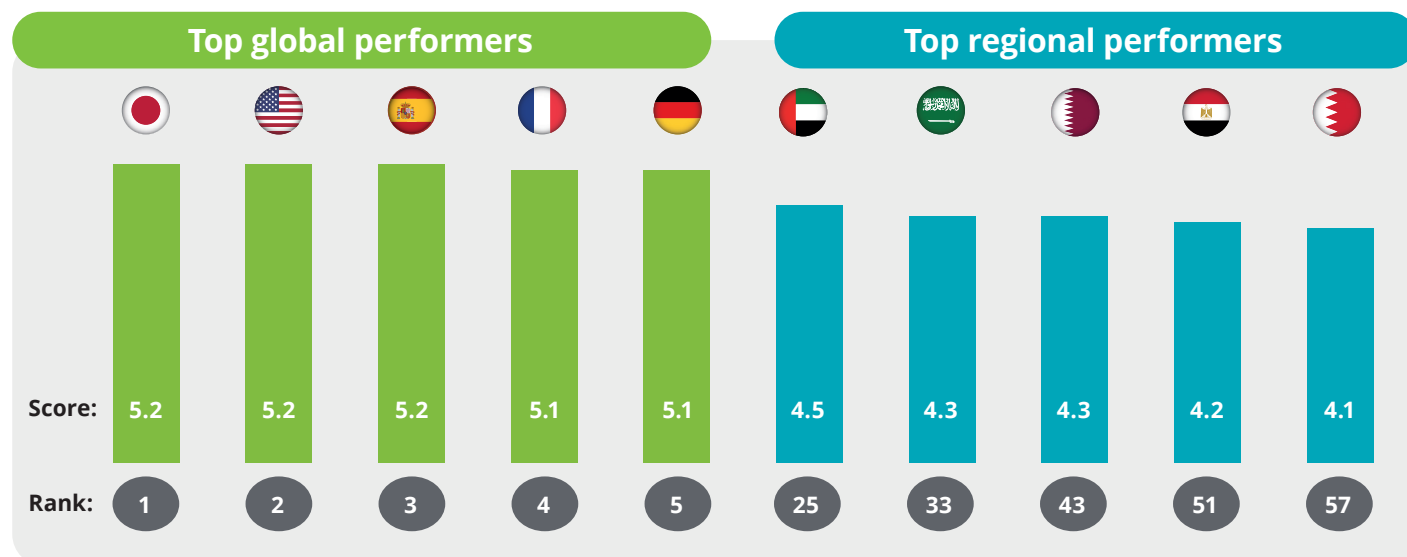


Countries ranked
117



Total indices
5

Top global and regional performers



Global best practices



Promoting accessible tourism

- Japan National Tourism Organization (JNTO) continues to promote accessible tourism by providing general information, tips for those planning to visit, as well as providing tourists with an improved experience, including wheelchair users, the visually or hearing impaired, senior citizens and families with young children.



National travel and tourism strategy

- Launched a new National Travel and Tourism Strategy that focuses federal government efforts to support the U.S. travel and tourism industry and sets an ambitious five-year goal of attracting 90 million international visitors to the United States each year.



Strategy of sustainable tourism

- Developing the strategy of sustainable tourism of Spain 2030, a national agenda of tourism for the challenges of the sector in the medium and long term, pushing the three pillars of sustainability: socio-economic, environmental and territorial.

Note: For more details, please refer to the full report.



Fostering effective energy transition

WORLD
ECONOMIC
FORUM



Issuance date*
April 2021

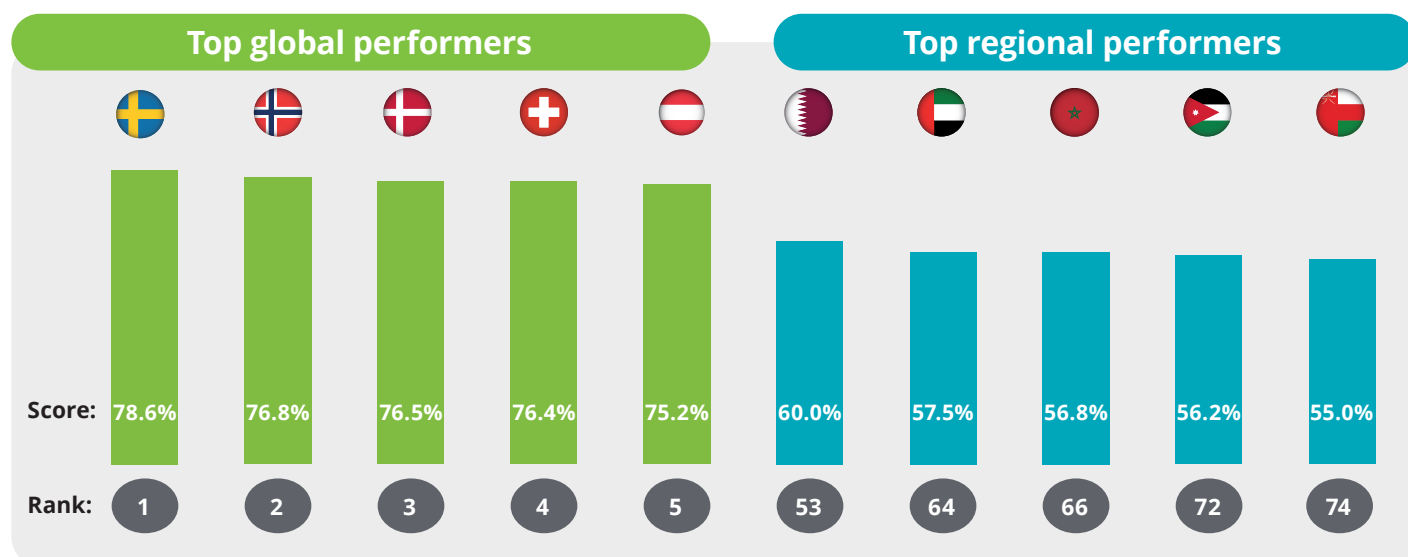


Countries ranked
115



Total indices
9

Top global and regional performers



Global best practices



Renewable sources

- Effective and balanced use of renewable energy resources which already form close to 100% of power generation including hydro, wind, biofuel and solar.



Hydrogen

- Heavily working on hydrogen production with a focus on piloting the use of liquid hydrogen for the shipping industry.



Use of legislations

- Legislation to create energy communities that increase citizen participation in use of renewable energy, which has resulted in many private residential properties switching to renewable sources like solar power.

Note: The energy transition index, was last measured for 2021. 2022 report did not include rankings. For more details, please refer to the full report.

* Report for 2022 has been published in may 2022, but with no updated ranking.



Global power city index

MMF Institute for Urban Strategies
The Mori Memorial Foundation



Issuance date
2021

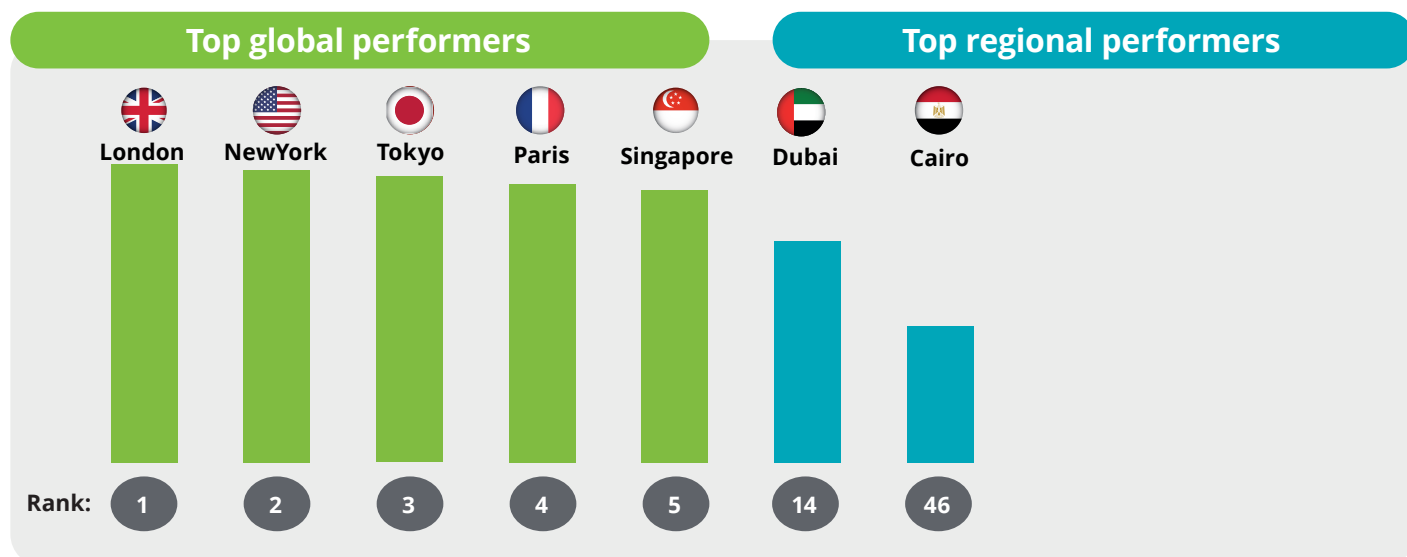


Countries ranked
48



Total indices
6

Top global and regional performers



Global best practices



London

- London improved its score for livability and environment, although its previously high rating for accessibility fell because of the cancellation of flights to combat COVID-19.
- London was rated most attractive for corporate executives, highly skilled workers and tourists as well.



Tokyo

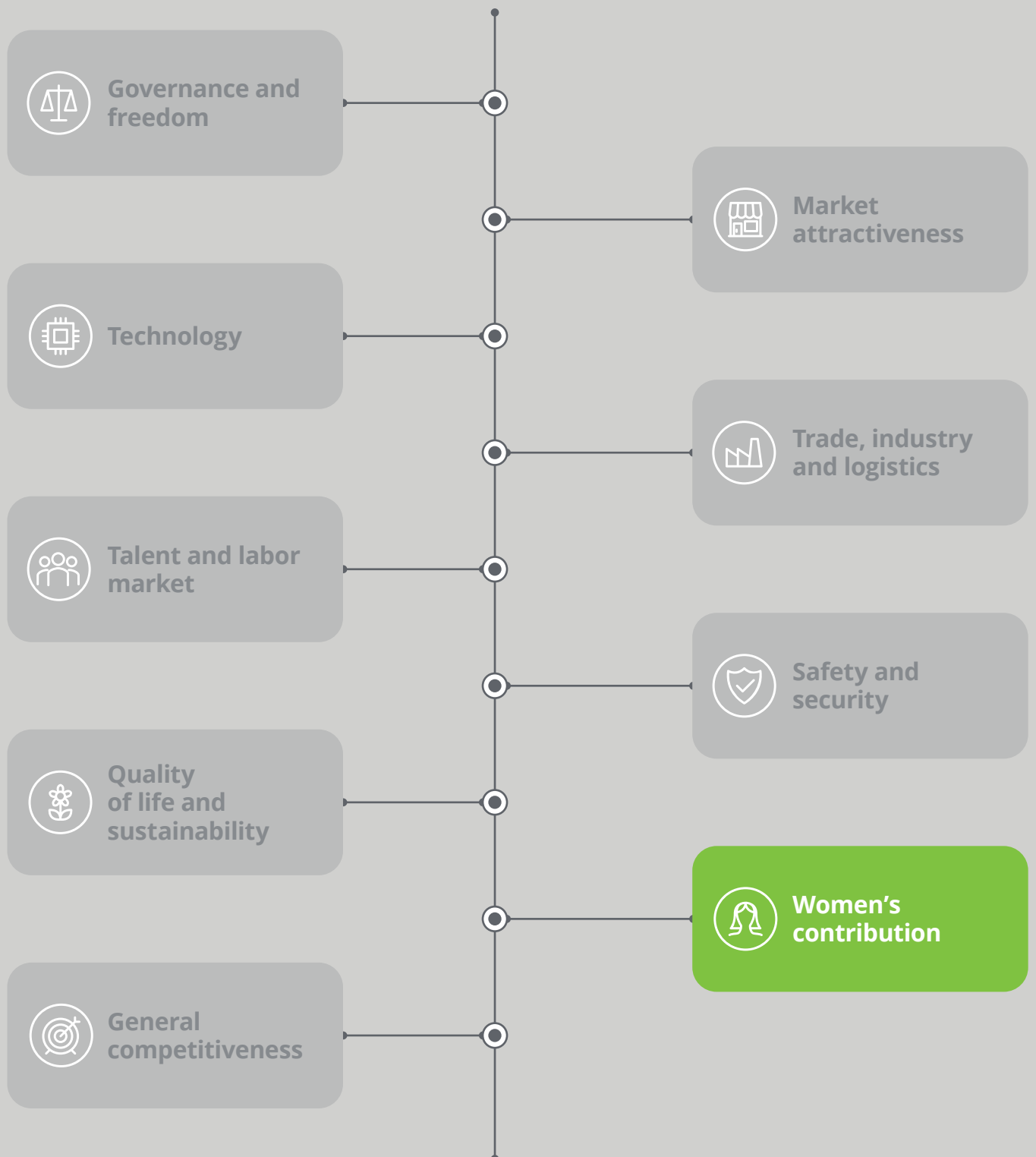
- Tokyo improved its overall scores, in large part due to the 2020 Olympics and Paralympics and improvements in work flexibility as Japan adapts to work from home.

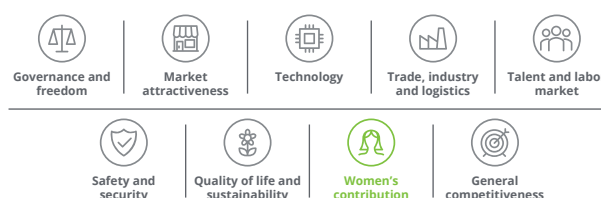


Dubai

- Government is building the resources needed to support various cultural activities, projects and initiatives aimed at enhancing the emirate's cultural position on the global map.
- Dubai has made major strides in the cultural and creative sectors as a result of placing cultural development at the forefront of its development drive.

Note: For more details, please refer to the full report.





Women, business and the law



Issuance date

**March
2022**



Countries ranked

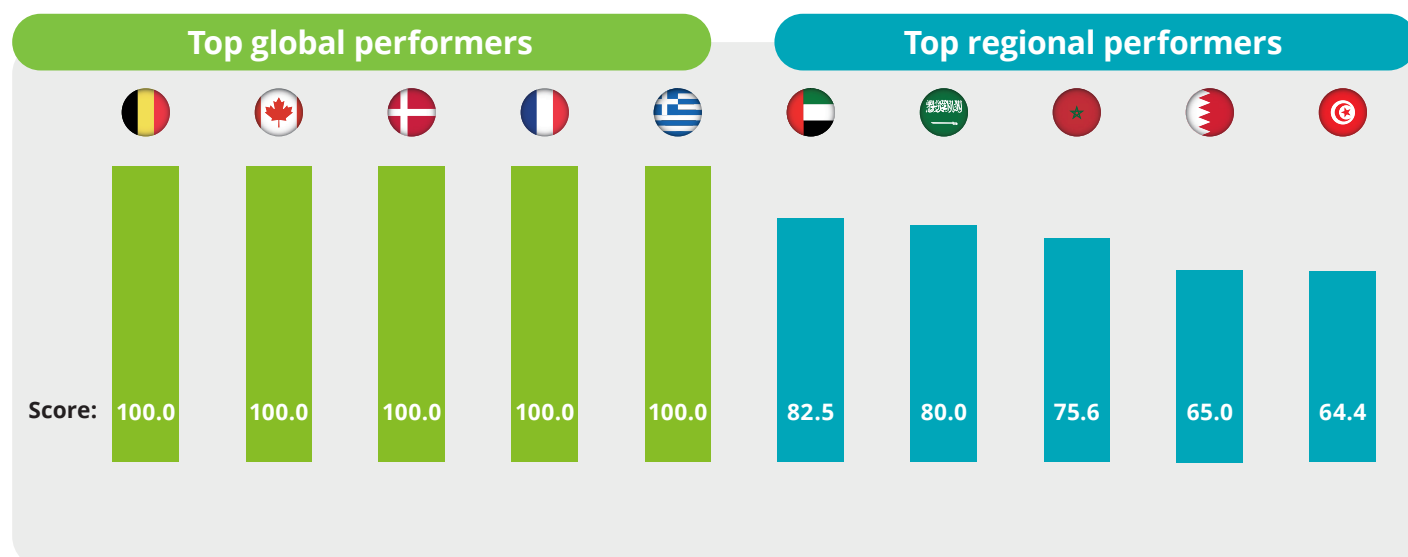
190



Total indices

8

Top global and regional performers*



Global best practices



Gender equality framework

- Canada demonstrates a continually evolving domestic and international legal framework focused on gender equality. On the domestic side federal, provincial and territorial governments have a range of measures (policies, programmes, legislations) that address gender equality issues.



Gender equality law

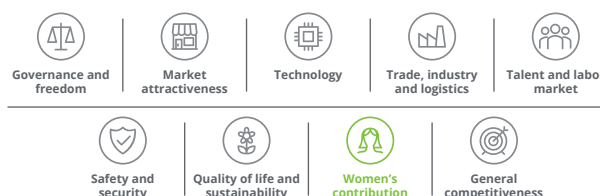
- Adopted a new law to promote gender equality in the workplace and in the economy at large. This law imposes quotas for the representation of women in the leadership positions of large corporations, defined as corporations of 1,000 or more employees.



Equality law amendment

- Setting of a new amended law on public limited companies to promote balanced representation of women and men in corporate governance bodies. It set mandatory quotas for women on the boards of publicly traded companies, with a target of (at least) 30% female representation by 2024, and 40% by 2027.

Note: * The report only provides scores for each country and countries who have identical scores are listed in alphabetical order. For more details, please refer to the full report.



Gender inequality index



Issuance date
2022

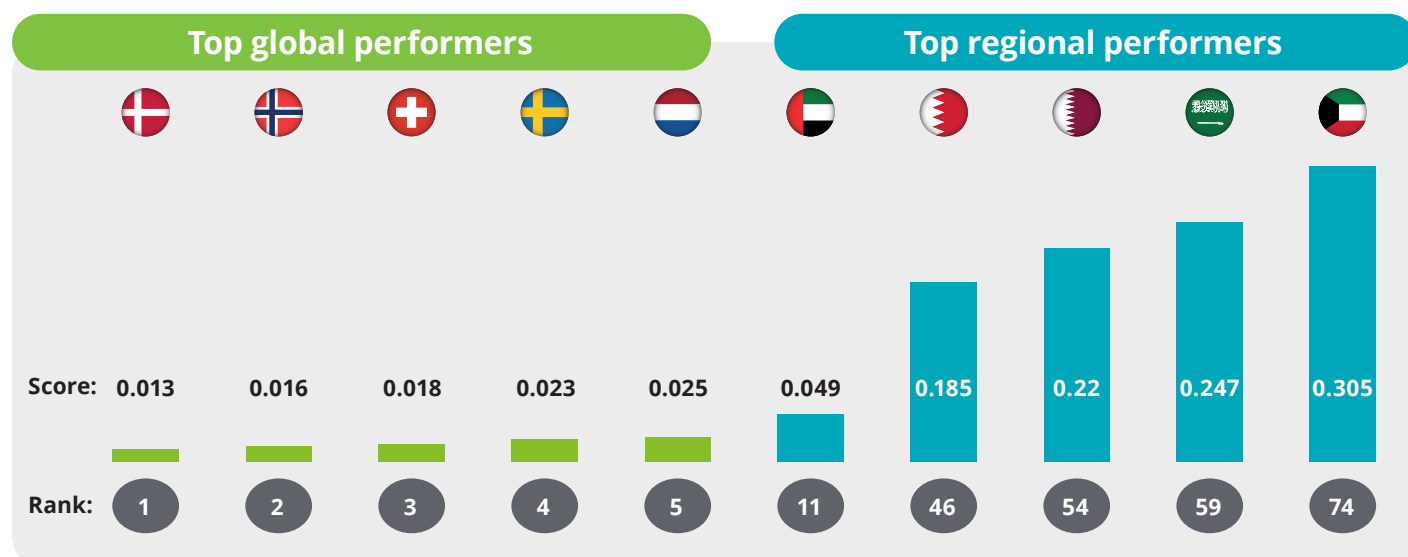


Countries ranked
195



Total indices
7

Top global and regional performers



Global best practices



Gender equality strategy

- The Federal Council adopted the 2030 gender equality strategy, which is the first government national strategy specifically aimed at promoting gender equality. It focuses on four central themes: promoting equality in the workplace, improving work-life balance, preventing violence, and fighting discrimination.



Women's work group initiative

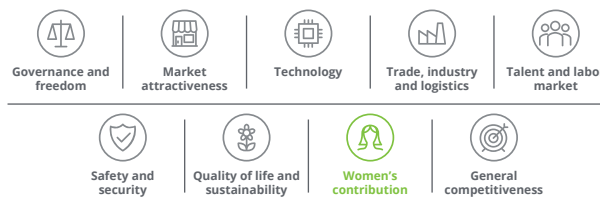
- The Ministry of Labor launched the 'Women's Work Group' initiative with the participation of many state actors from ministries, the private sector and academic institutions, to serve as a co-operation platform for exchanging experiences, information, best practices and research to enhance women's potential at all levels and their presence in the labor market.



Gender balance index

- Establishment of the UAE's Gender Balance Index, which was developed in line with the UNDP's criteria and international best practices, and the issuance of the 'Gender Balance Guide' with objectives, to reduce the gender gap across all government sectors, enhance the UAE's ranking in global competitiveness reports on gender equality and achieve gender balance in decision-making positions.

Note: For more details, please refer to the full report.



Global gender gap report

WORLD
ECONOMIC
FORUM



Issuance date

**July
2022**



Countries ranked

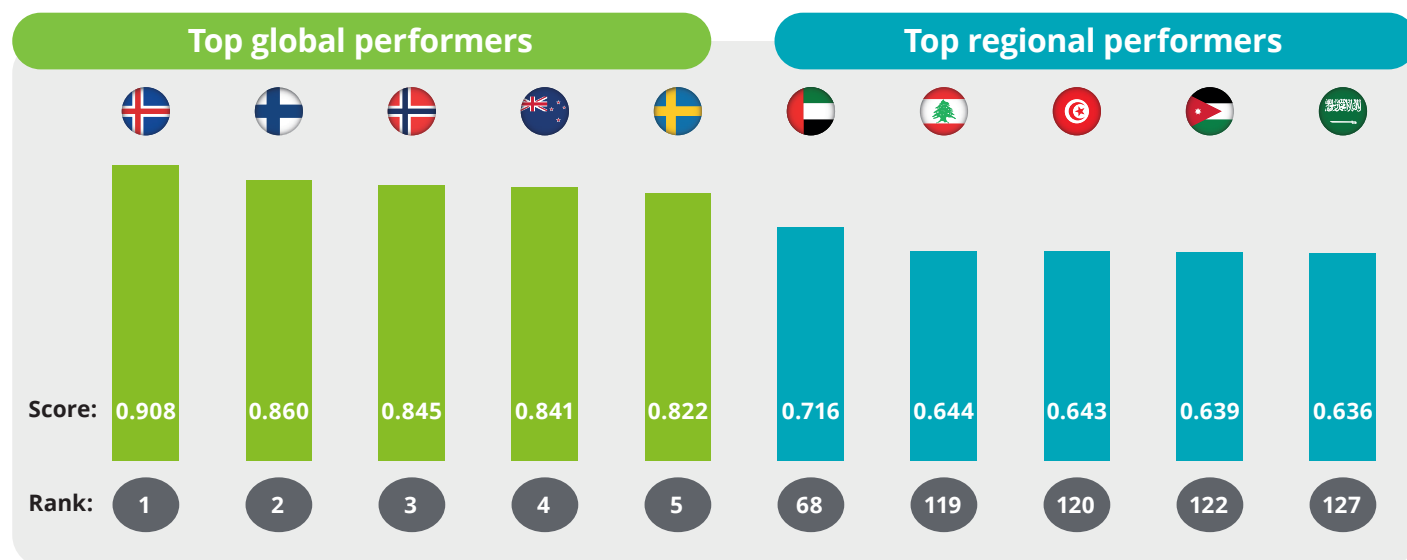
146



Total indices

4

Top global and regional performers



Global best practices



Gender equality policy

- Introduced the first policy in the world that requires companies and institutions with more than 25 employees to prove that they pay men and women equally for a job of equal value. The policy is implemented through a job evaluation tool called the Equal Wage Management Standard, or simply, the system.



Focus on power and influence

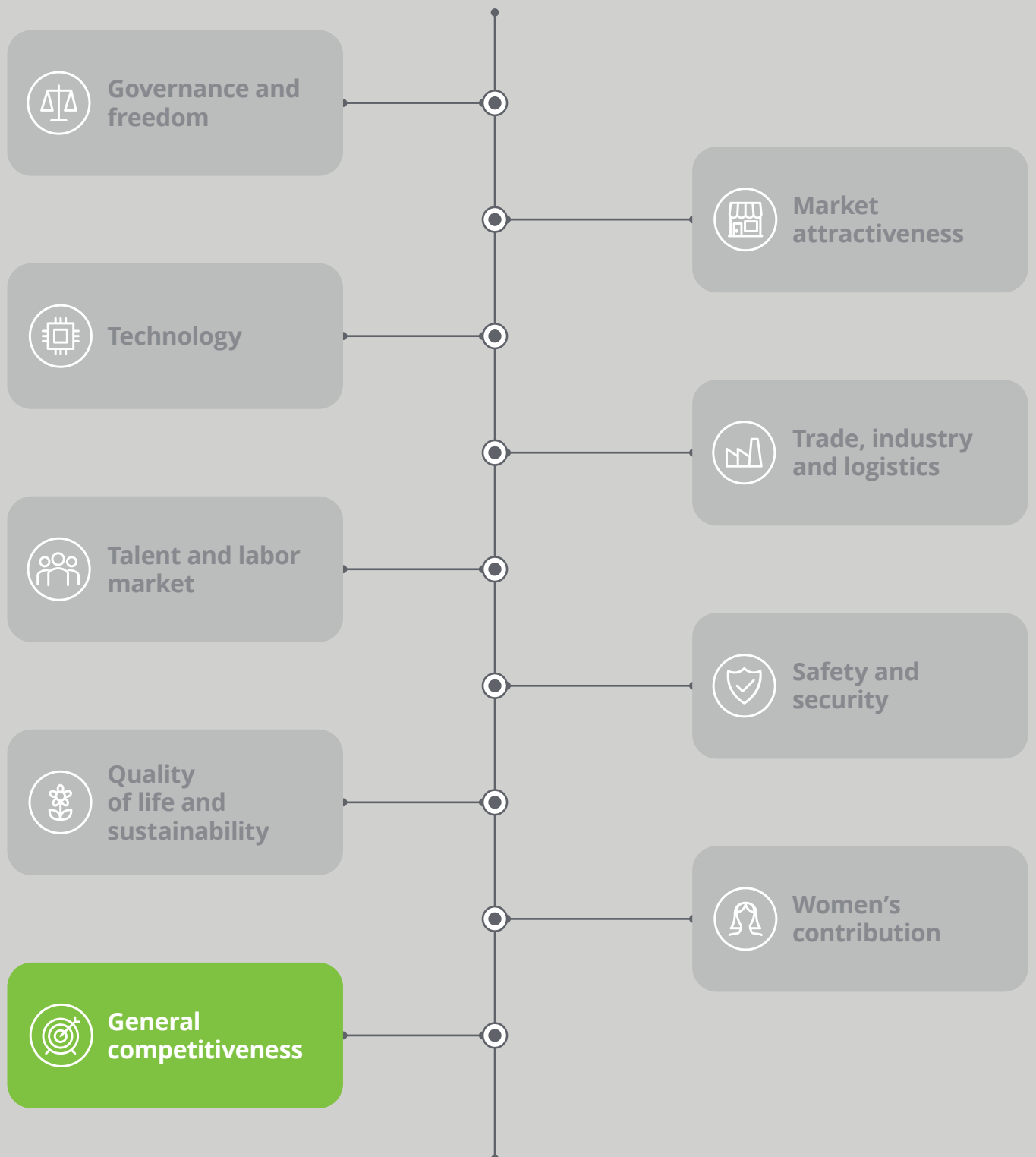
- Sweden has always been a promoter of gender equality, with provision in the law for no discrimination, including the Swedish Gender Equality Agency who is responsible for gender mainstreaming in every aspect.
- Sweden's policy has proactive measures for equality, and not just reactive including pay gap, parental leave, domestic violence, etc.



Equality law amendment

- Amending the Labor Law in 2019 to ensure equal wages and non-discriminatory practices between women and men in the workplace and imposing penalties on any employer who discriminates in paying wages between employees on the basis of gender, in addition to amendments related to the establishment of nurseries in the workplace.

Note: For more details, please refer to the full report.





IMD competitiveness report



Issuance date
June 2022

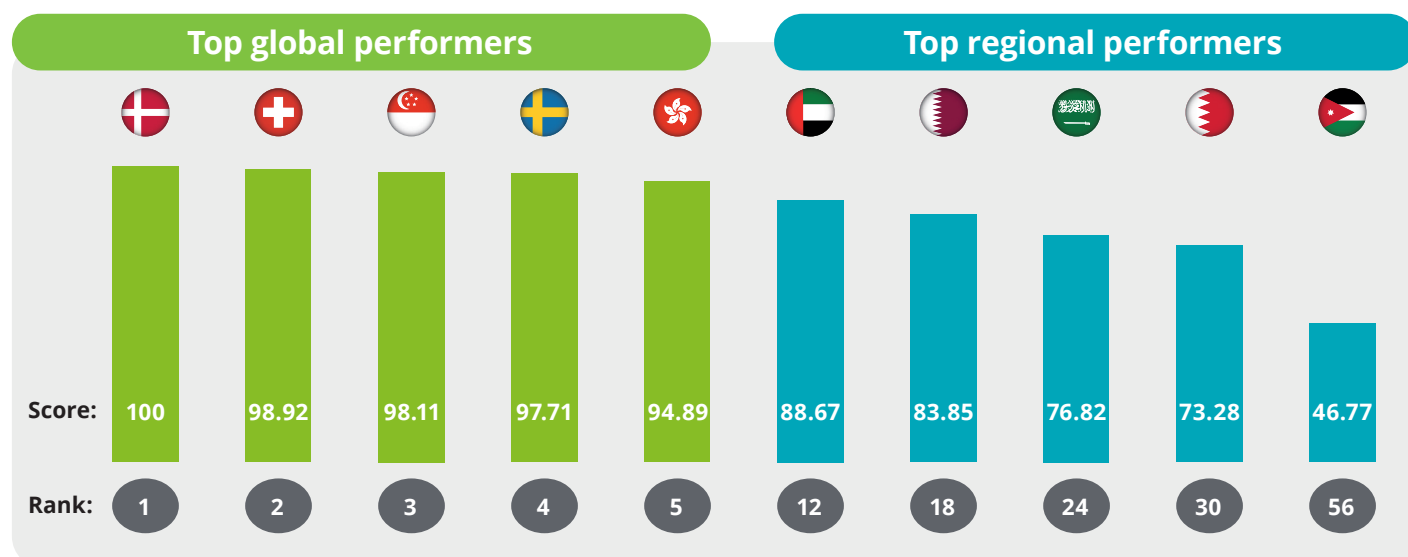


Countries ranked
63



Total indices
4

Top global and regional performers



Global best practices



Economic performance

- Rise of economic performance driven by increases in investment flows in the country, a contained rise in prices compared to other developed economies and the strengthening of public finances with a reduction in public debt and government deficit.



Positive trade balance

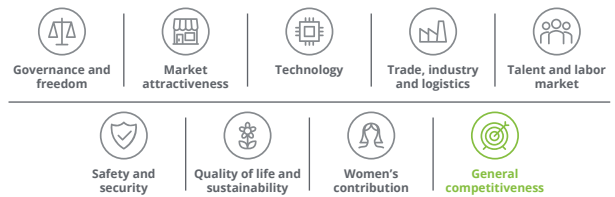
- A key feature of the Swedish economy is its openness and liberal approach to trade and doing business. Sweden has traditionally been an export-orientated nation, and typically maintains a trade surplus, i.e. the value of goods and services it exports is greater than the value of imports.



Competitiveness program

- The USAID Jordan Competitiveness Program (JCP) has devised an approach that structures its interventions within four complementary work streams: adding value to the Jordan Compact, increasing exports, promoting investment, and improving the climate of doing business in Jordan.

Note: For more details, please refer to the full report.



Global competitiveness report

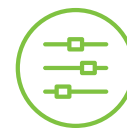
WORLD
ECONOMIC
FORUM



Issuance date
2019

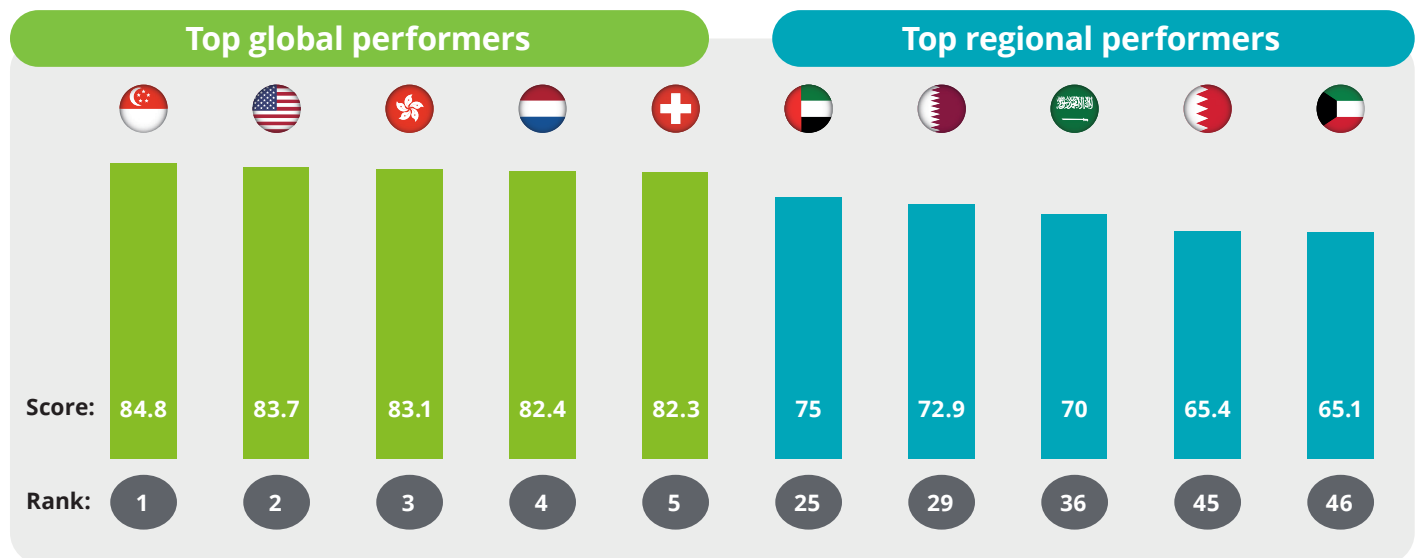


Countries ranked
141



Total indices
12

Top global and regional performers



Global best practices



Competitiveness forum

- National competitiveness forum 2021 mainly focused on increasing leadership and national strategies for innovation, increasing the number of innovations developed in and deployed by the United States, increasing the speed at which the United States innovates and increasing the number and diversity of Americans engaged in innovation.



Competitiveness infrastructure

- Focus on strengthening the spatial and economic infrastructure, by enhancing the strengths of the urban regions with a concentration of key economic sectors, international connections and hubs; providing good public transport in urban regions and multimodal networks for the logistics sector providing space for the main energy supply network and the transition to a sustainable, renewable energy supply.



Competitiveness landscape

- The Abu Dhabi Competitiveness Advisory Kit series offers an intelligent coverage for the latest achievements in the competitiveness landscape. It provides strategic suggestion for sustaining competitiveness advantage, patent support by offering expert evaluations and financial support, evaluation of a technology's commercial strength and support innovators in setting-up their start-ups.

Note: For more details, please refer to the full report.

Competitiveness enhancement approach (1/2)

To effectively enhance their competitive rankings, countries need to deploy an institutionalized approach aligned with the international competitiveness reports and indexes issuance approach.

Organizations issuing indexes and reports

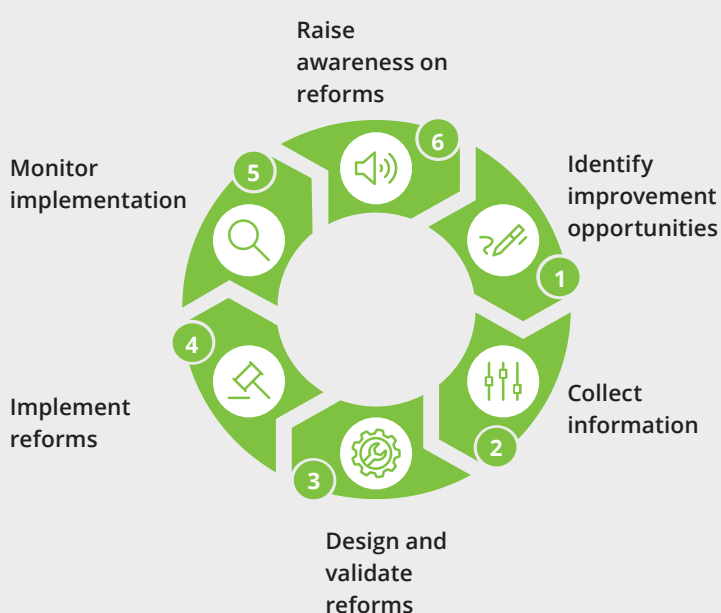
New cycle start

- The report team **updates the questionnaires** and consults with internal and external experts.



Countries

Initiates reform process



Key enablers

Government entity cooperation

Strong private sector engagement

Effective organization and governance

To drive and monitor reform implementation across multiple areas and government entities.

Organizations issuing indexes and reports



Data collection and analysis

- The report team **distributes the questionnaires**.
- The **team collects the relevant laws** and regulations.
- Team engages in calls, video conferences, and in-person **meetings with government officials and private sector practitioners**.



Data verification

- Governments and the International Agency regional teams **submit information on regulatory changes**.
- The report team **analyzes the data**, writes the study, and receives comments from across the World Bank Group in an **internal review process**.



Report launch

- The **study is published**, followed by **media outreach** and findings dissemination.
- Based on the reports of the results, **governments begin another cycle** of reforms.

Competitiveness enhancement approach (2/2)

More specifically ...

Key reform steps

1. **Identify improvement opportunities**
2. **Collect information**
3. **Design and validate reforms**
4. **Implement reforms**
5. **Monitor implementation**
6. **Raise awareness on reforms**

High-level approach

Monitor the **issuance** of competitiveness reports, and **analyze** the country's **performance** and report finding to identify improvement opportunities.

Liaise with relevant stakeholders **including government agencies and the private sector** to identify root causes and enhancement levers.

Design reforms based on improvement opportunities and collected information and **validate** using expert input, stakeholder input, and best practice comparison.

Implement reforms in coordination with relevant stakeholders.

Monitor implementation **progress and impact** via **KPIs, KPTs, surveys, mystery shopping, etc.**

Raise the public's awareness about the reforms and their impact through multiple channels including **social media, meetings, and official announcements.**

Examples

Structural opportunities and lag areas

Government entities

Regulatory reforms

Policy and law amendment

KPI monitoring

Workshops, events, evaluator engagement

Business opportunities and lag areas

Private sector

Operational reforms

Transformation program

Mystery shopping

Official announcements

Citizens and residents

Organizational reforms

Process enhancement

Surveys

Social media campaigns

Establishing an entity

Data analysis

Inspection visits

Contacts



Mustafa Ibrahim

Partner | Consulting


musibrahim@deloitte.com



Karim Mukhalalaty

Partner | Consulting

kmukhalalaty@deloitte.com



Ahmad Issa

Senior Manager | Consulting


aissa@deloitte.com



Cezar Serhal

Senior Manager | Consulting

ceserhal@deloitte.com





This publication has been written in general terms and therefore cannot be relied on to cover specific situations; application of the principles set out will depend upon the particular circumstances involved and we recommend that you obtain professional advice before acting or refraining from acting on any of the contents of this publication.

Deloitte Financial Advisory Services Limited would be pleased to advise readers on how to apply the principles set out in this publication to their specific circumstances. Deloitte Financial Advisory Services Limited accepts no duty of care or liability for any loss occasioned to any person acting or refraining from action as a result of any material in this publication.

Deloitte and Touche (M.E.) LLP ("DME") is the affiliate for the territories of the Middle East and Cyprus of Deloitte NSE LLP ("NSE"), a UK limited liability partnership and member firm of Deloitte Touche Tohmatsu Limited, a UK private company limited by guarantee ("DTTL"). Deloitte refers to one or more of DTTL, its global network of member firms, and their related entities. DTTL (also referred to as "Deloitte Global") and each of its member firms are legally separate and independent entities. DTTL, NSE and DME do not provide services to clients. Please see www.deloitte.com/about to learn more.

Deloitte is a leading global provider of audit and assurance, consulting, financial advisory, risk advisory, tax and related services. Our network of member firms in more than 150 countries and territories, serves four out of five Fortune Global 500® companies. Learn how Deloitte's approximately 300,000 people make an impact that matters at www.deloitte.com.

DME is a leading professional services firm established in the Middle East region with uninterrupted presence since 1926. DME's presence in the Middle East region is established through its affiliated independent legal entities, which are licensed to operate and to provide services under the applicable laws and regulations of the relevant country. DME's affiliates and related entities cannot oblige each other and/or DME, and when providing services, each affiliate and related entity engages directly and independently with its own clients and shall only be liable for its own acts or omissions and not those of any other affiliate.

DME provides audit and assurance, consulting, financial advisory, risk advisory and tax services through 26 offices in 14 countries with more than 5000 partners, directors and staff.

About Deloitte Financial Advisory Services Limited

Deloitte Financial Advisory Services Limited is registered in Kingdom of Saudi Arabia and is a subsidiary owned by Deloitte Professional Services (DIFC) Limited registered in the Dubai International Financial Centre (a sublicensed affiliated entity of DME), having SAGIA Number 102032049819 and Commercial License Number 1010317307. The firm's principal place of business is C/o Al Waha Building, Second floor, Prince Turki Bin Abdullah Al Saud Street, Sulaimania Area, PO Box 8680, Riyadh 11492, Kingdom of Saudi Arabia. Tel: +966 11 215 8500, Fax: +966 11 215 8501