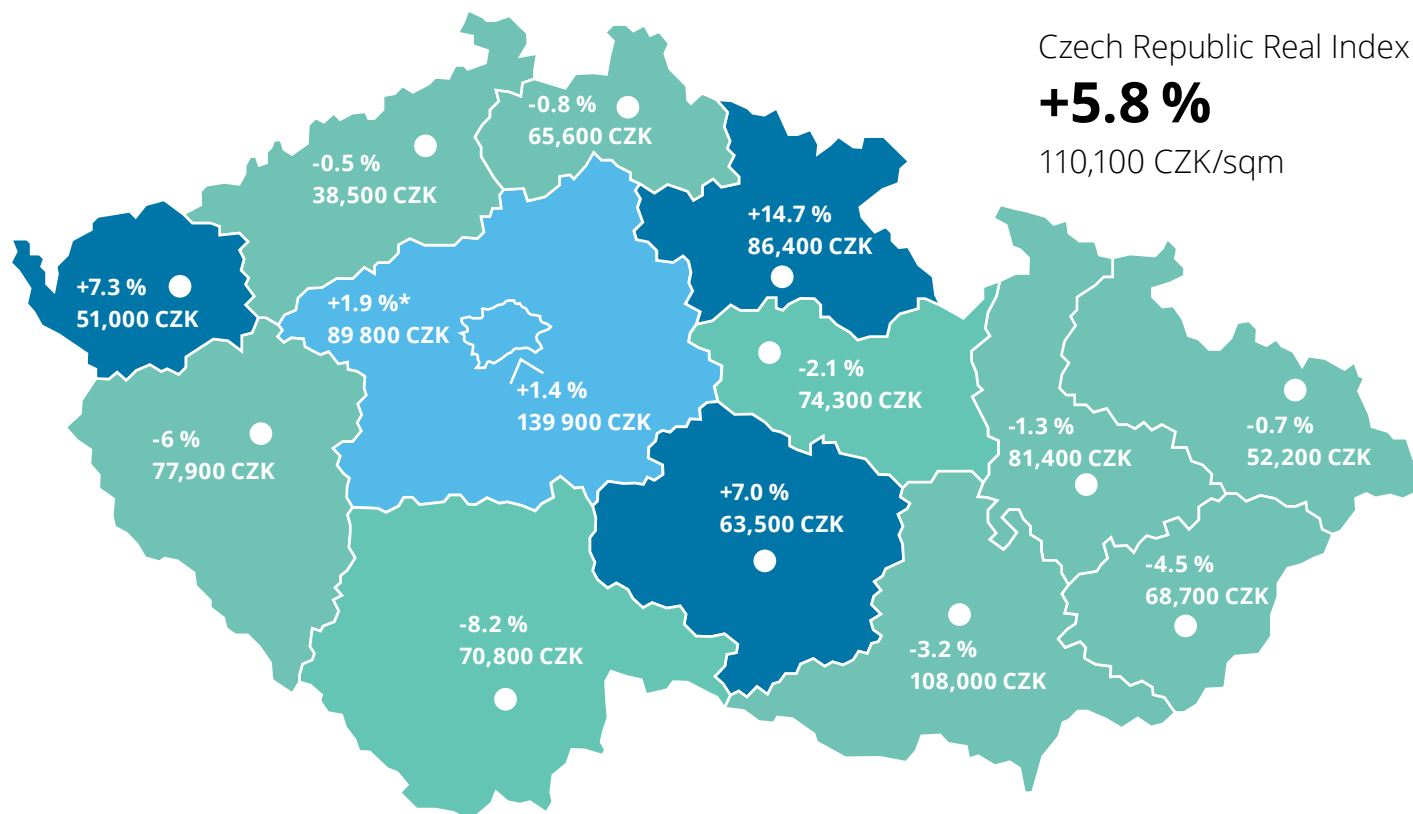


Deloitte Real Index Q4 2024

Actual prices of apartments sold in the CR



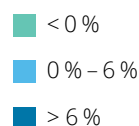
Czech Republic Real Index

represents the change in the average price percentage denoting the apartments sold in the regional capitals compared to the previous period (Q3 2024).

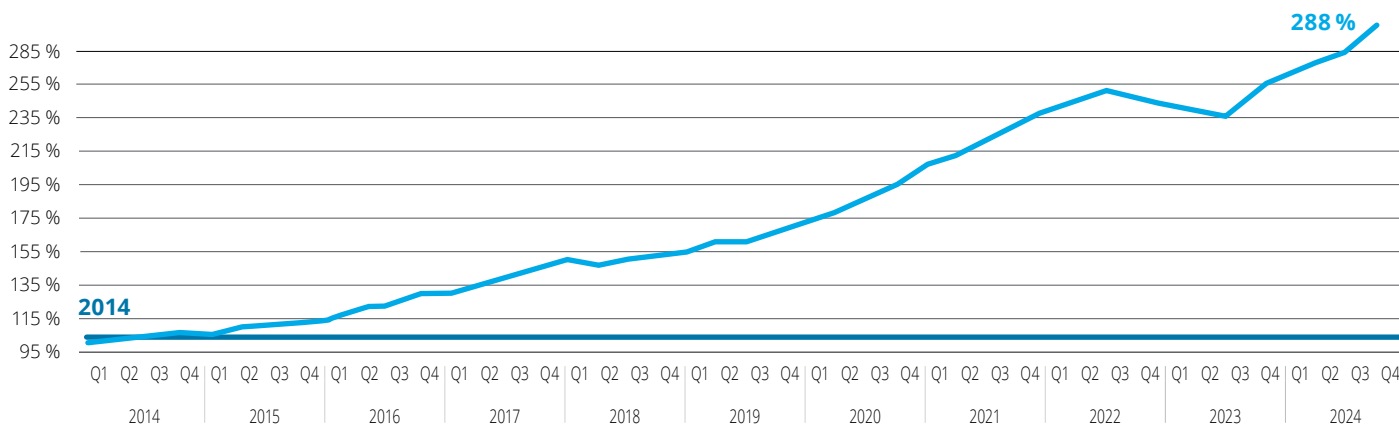
Price per sq m in the reviewed quarter for the sales completed in the regional capitals.

The data concerns the sales of apartments incorporated in the land registry in the form of purchase contracts.

* Average for the towns of Benešov, Beroun, Kladno and Mladá Boleslav and the districts of Prague-East and Prague-West.



Development of the actual apartment sales prices index in Prague and regional capitals



— Realised sales price

— Average realised sales price for the whole of 2014 = 100%

All the prices include VAT



Average price, aggregate transaction volume and the number of sales in the reviewed period Q3 2024 per segment in Prague and regional capitals



Development projects

130,700 CZK/sqm²

CZK 18.4 billion
sales 2,263
(of which 1,582 first sales)

first sales 130,800 CZK/sqm

re-sales 130,300 CZK/sqm


apartments marked as sold by developers 137,200 CZK/sqm



Brick houses

105,900 CZK/sqm

CZK 7.3 billion
sales 1,178

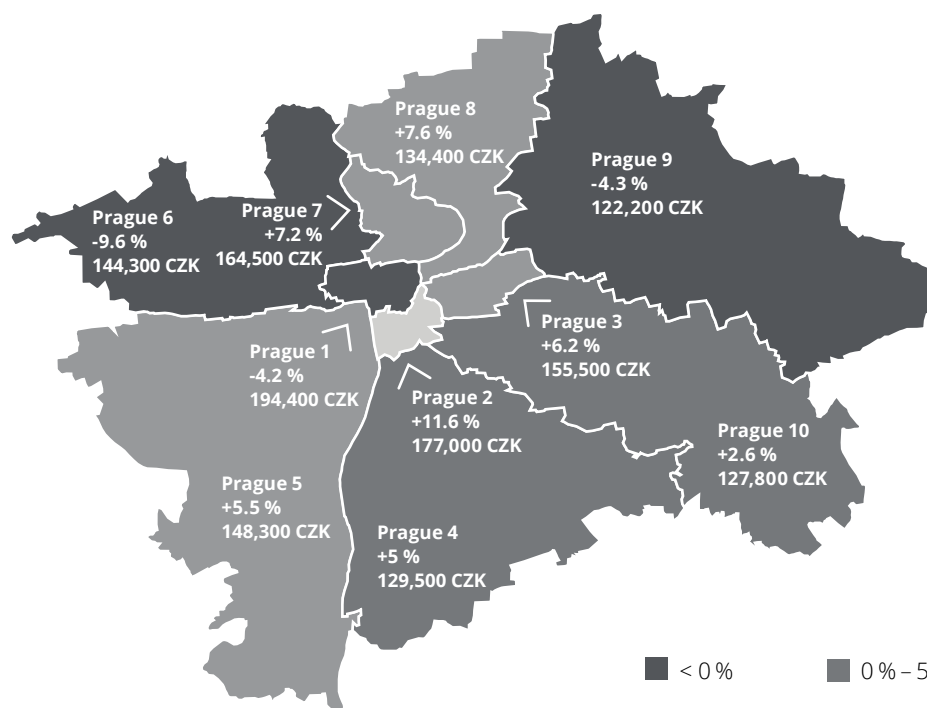
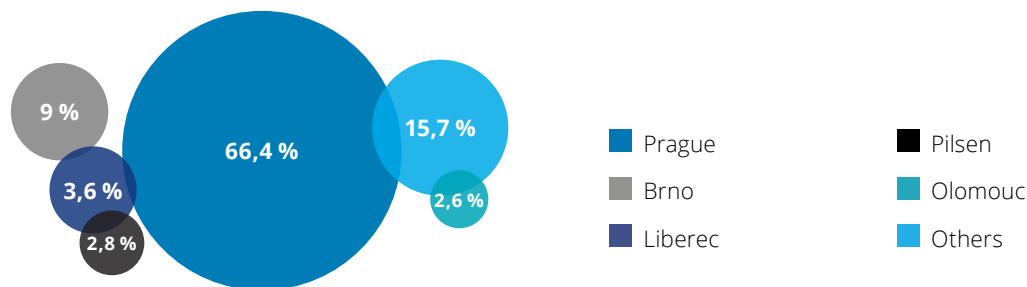


Prefab. apartment buildings

80,700 CZK/sqm

CZK 6.2 billion
sales 1,385

Structure of the apartment sales volume in Q4 2024



Prague Real Index

+1.5 %

139,900 CZK/sqm

Prague Real Index

represents the change in the average price percentage denoting the apartments sold compared to the previous period (Q3 2024).

Price per sq m in the reviewed quarter for the sales completed.

The data concerns the sales of apartments incorporated in the land registry in the form of purchase contracts.

■ < 0 % ■ 0 % – 5 % ■ 5 % – 10 % ■ > 10 %

Average price, aggregate transaction volume and the number of sales in the reviewed period Q3 2024 per segment in Prague



Development projects

144,700 CZK/sqm

CZK 14.1 mld. billion
1 545 sales
(of which 1,144 first sales)

first sales 155,086 CZK/sqm

re-sales 144,886 CZK/sqm

apartments marked as sold by developers 156,800 CZK/sqm



Brick houses

147,300 CZK/sqm

CZK 4.5 mld. billion
540 sales



Prefab. apartment buildings

112,200 CZK/sqm

CZK 2.2 mld. billion
365 sales