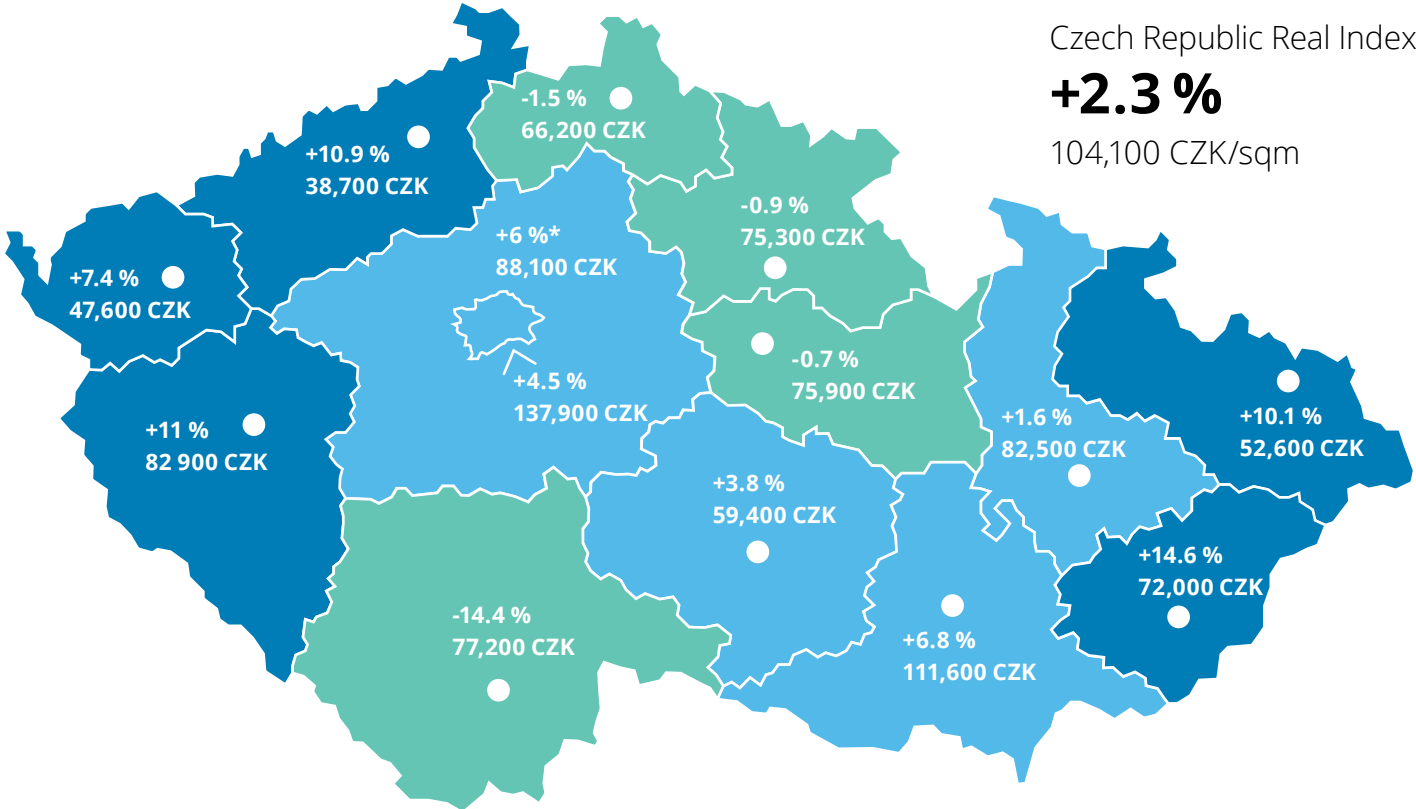


# Deloitte Real Index Q3 2024

Actual prices of apartments sold in the CR



**Czech Republic Real Index**

represents the change in the average price percentage denoting the apartments sold in the regional capitals compared to the previous period (Q2 2024).

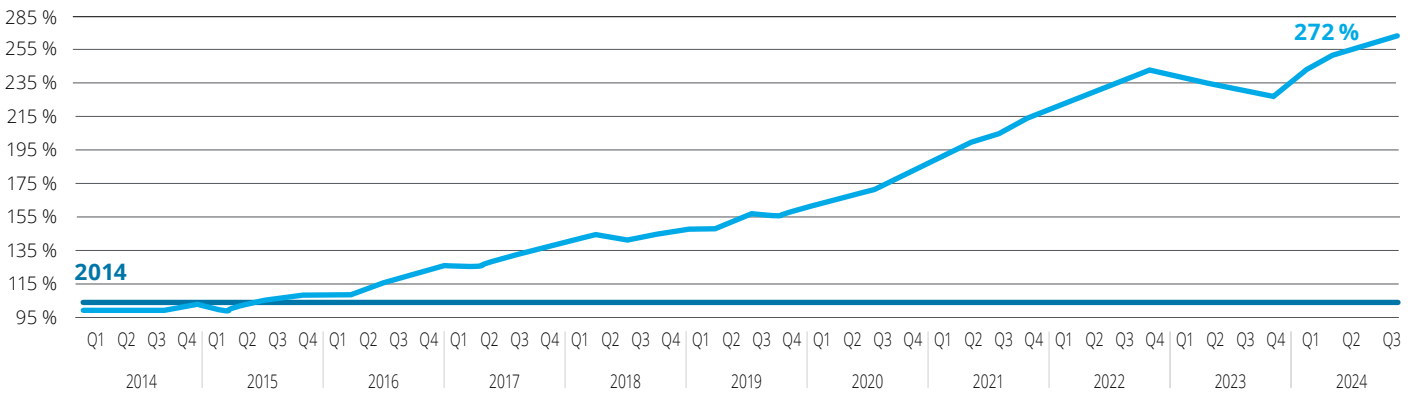
The data concerns the sales of apartments incorporated in the land registry in the form of purchase contracts.

\* Average for the towns of Benešov, Beroun, Kladno and Mladá Boleslav and the districts of Prague-East and Prague-West.

- < 0 %
- 0 % – 6 %
- > 6 %

Price per sq m in the reviewed quarter for the sales completed in the regionals capitals.

**Development of the actual apartment sales prices index in Prague and regional capitals**



— Realised sales price  
— Average realised sales price for the whole of 2014 = 100%  
All the prices include VAT



**Average price, aggregate transaction volume and the number of sales in the reviewed period Q3 2024 per segment in Prague and regional capitals**



**Development projects**

**124,500 CZK/sqm**

CZK 13.2 billion  
sales 1,728  
(of which 1,012 first sales)

**first sales 123,100 CZK/sqm**

**re-sales 126,494 CZK/sqm**


**apartments marked as sold by developers 136,000 CZK/sqm**



**Brick houses**

**98,000 CZK/sqm**

CZK 5.9 billion  
sales 1,011

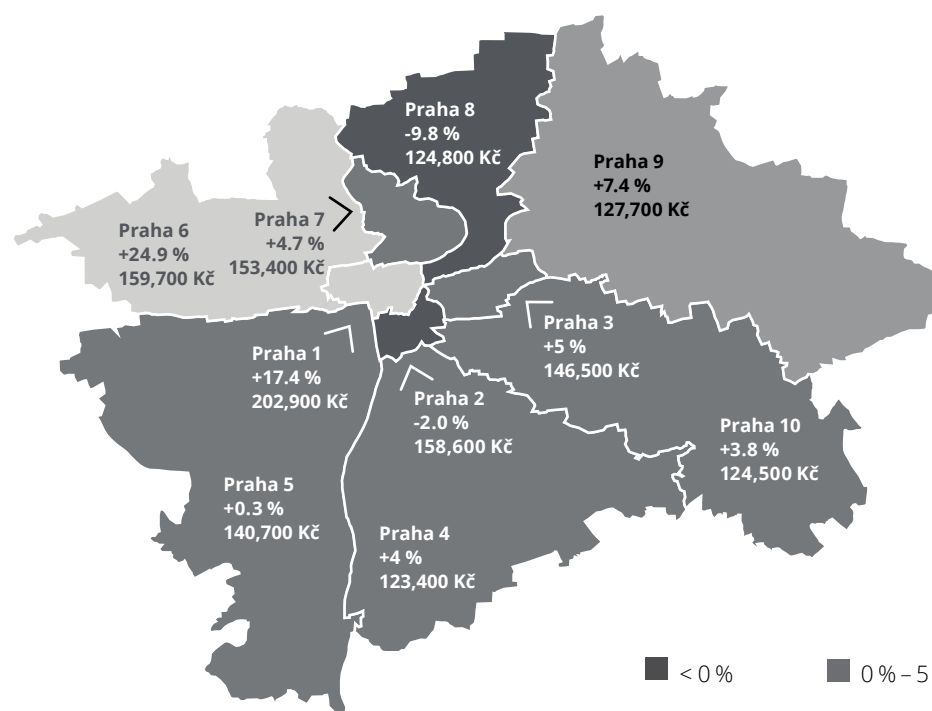
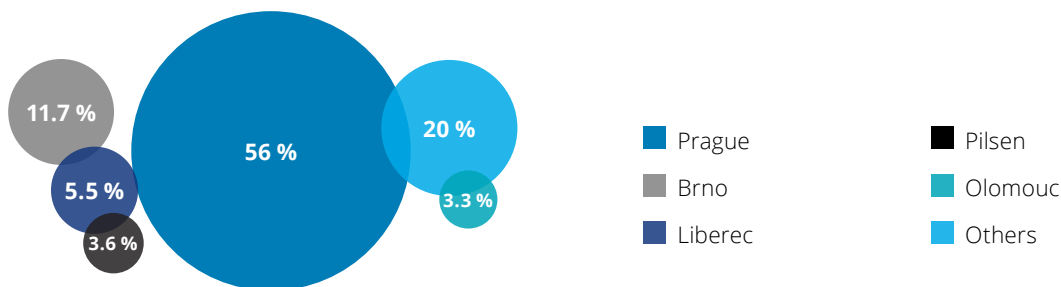


**Prefab. apartment buildings**

**73,400 CZK/sqm**

CZK 5.3 billion  
sales 1,209

**Structure of the apartment sales volume in Q3 2024**



**Prague Real Index**

**+4.5 %**

137,900 CZK/sqm

**Prague Real Index**

represents the change in the average price percentage denoting the apartments sold compared to the previous period (Q2 2024).

Price per sq m in the reviewed quarter for the sales completed.

The data concerns the sales of apartments incorporated in the land registry in the form of purchase contracts.

Legend: < 0 % (dark grey), 0 % – 5 % (medium grey), 5 % – 10 % (light grey), > 10 % (very light grey)

**Average price, aggregate transaction volume and the number of sales in the reviewed period Q3 2024 per segment in Prague**



**Development projects**

**150,400 CZK/sqm**

CZK 7.9 billion  
852 sales  
(of which 462 first sales)

**first sales 155,086 CZK/sqm**

**re-sales 144,886 CZK/sqm**

**apartments marked as sold by developers 147,800 CZK/sqm**



**Brick houses**

**136,000 CZK/sqm**

CZK 3.4 billion  
422 sales



**Prefab. apartment buildings**

**110,100 CZK/sqm**

CZK 2.0 billion  
313 sales