



Deloitte Global 2026 Gen Z and Millennial Survey

Country profile: Austria



Methodology and global key messages



Now in its 15th year, Deloitte Global's survey connected with **22,595 Gen Z and millennial respondents across 44 countries** to explore their perspectives, experiences, and career ambitions. The results reveal that these generations are seeking progress on their own terms, prioritizing stability, skills, and well-being over fast-paced growth.

As Gen Zs and millennials move deeper into adulthood and leadership, they are reshaping how progress at work is defined. Over the past 15 years, these generations have changed work in tangible ways: Driving an evolution in leadership and workplace culture; normalizing flexible and hybrid work; advancing more open conversations about mental health; and elevating purpose and values as visible factors in career decisions.

But while expectations have shifted and norms have evolved, some structural realities have been slower to follow. In the face of economic pressure, rising costs of living, housing constraints, geopolitical instability, and rapid technological change, many Gen Zs and millennials are choosing to sequence ambition—investing first in skills, stability, and well-being before committing to roles or paths that feel unsustainable.

Despite external pressures, many Gen Zs and millennials are maintaining a positive outlook. Both generations are more optimistic about their personal financial futures than about the broader economy. They are actively reshaping their careers through continuous learning and skill development. And they largely see the proliferation of AI as an accelerant, not a threat, with many expecting it to free up more time, improve output, and open new paths for growth.

This 15th anniversary report tells a **coming-of-age story not of delay, but of discernment.** They are moving forward thoughtfully, selectively, and on their own terms. This underscores a broader reality: What generations need, want, and expect from work will and should continue to evolve. Meeting that reality requires dynamic models that are constantly adapting to enable people, across all generations, to thrive on their own terms.

Among this year's key findings:



Financial pressure is shaping both personal and professional decisions



Leadership ambitions are conditional as many consider the tradeoffs



Adaptability is now a core career capability



AI adoption is accelerating faster than organizational readiness



Mental health is improving, but **stress remains embedded in everyday work**



Purpose and connection define the ideal workplace—and influence retention



As a major generational transition approaches, **preserving knowledge is critical**

The following deck examines how **Austria's Gen Zs and millennials** stand out from their global counterparts on these key themes.

Our methodology

The 2026 Gen Z and Millennial Survey solicited the views of 14,384 Gen Zs and 8,211 millennials (22,595 respondents in total), from 44 countries across North America, Latin America, Western Europe, Eastern Europe, the Middle East, Africa, and Asia-Pacific. Fieldwork was completed between 24 November 2025 and 15 January 2026. As defined in the study, Gen Z respondents were born between January 1995 and December 2007, and millennial respondents were born between January 1983 and December 1994.

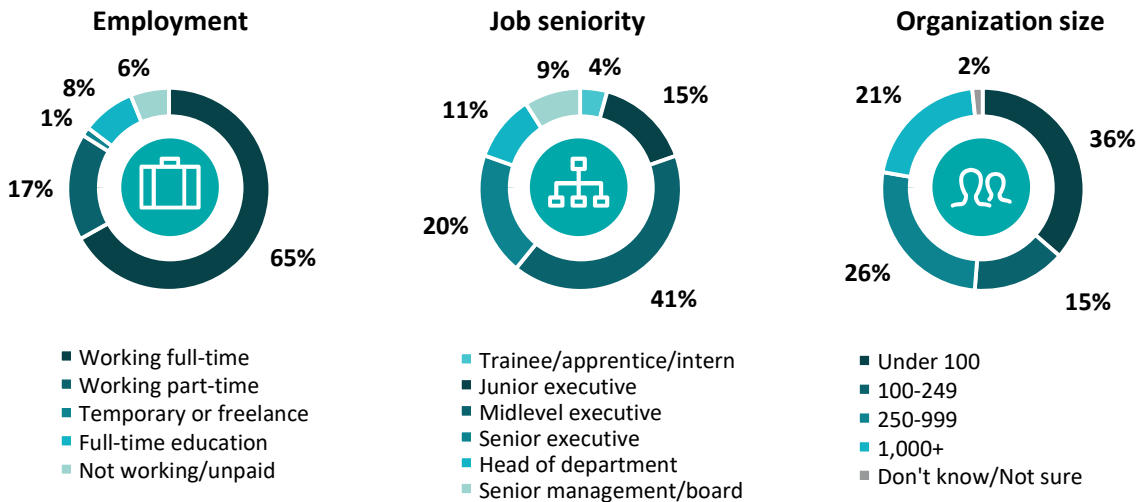
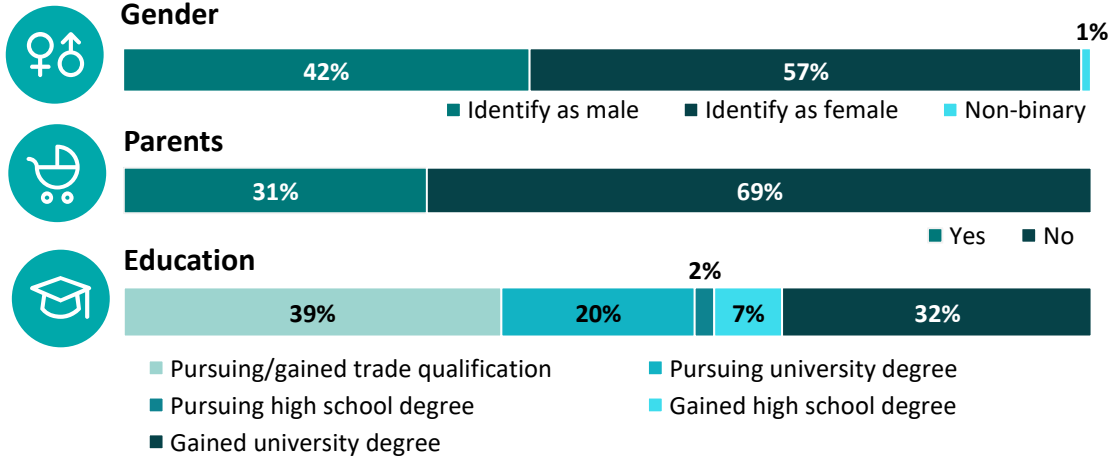


Country profile: Austria

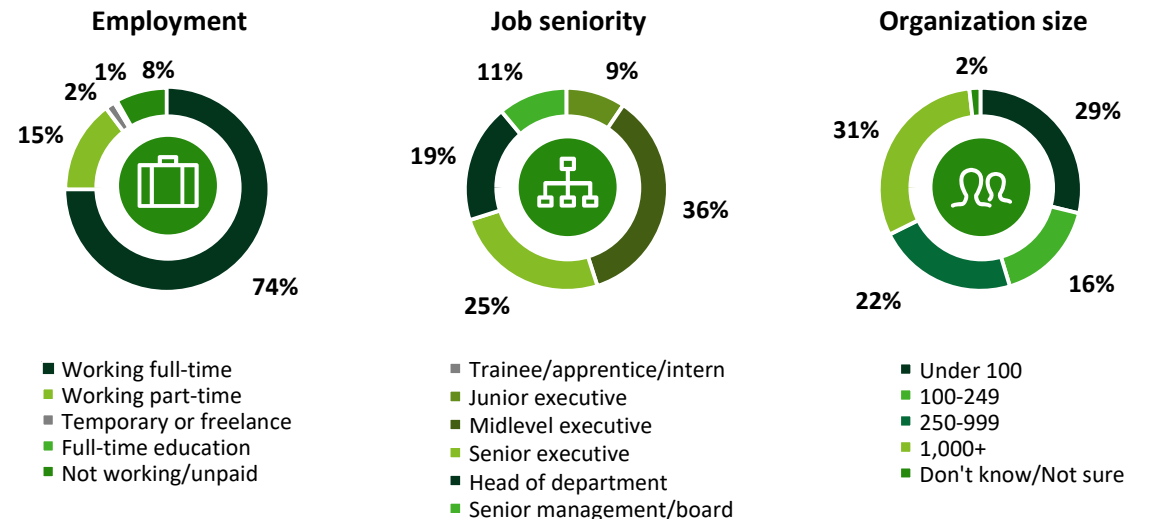
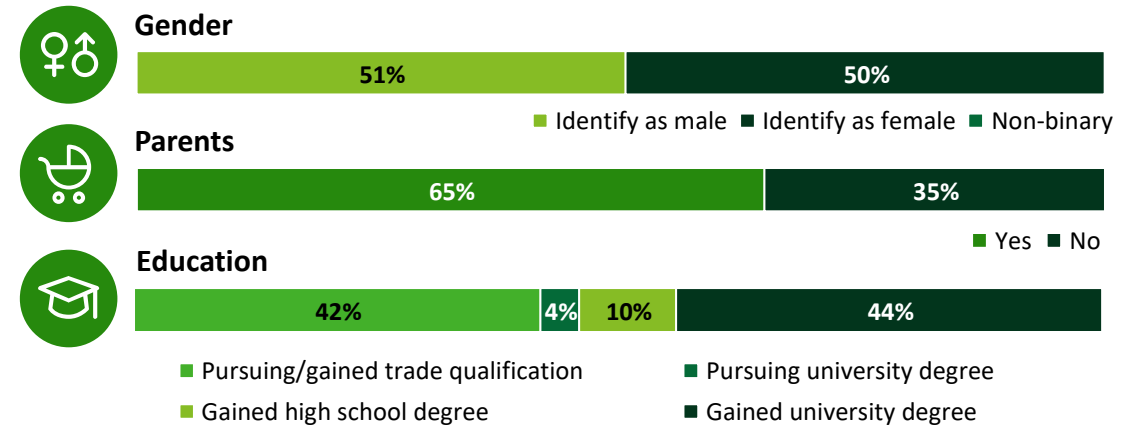
500 total respondents in Austria: 300 Gen Zs and 200 millennials



GEN Z PROFILE



MILLENNIAL PROFILE





The 'Maybe Later' Reality: Financial Pressure and Delayed Decisions

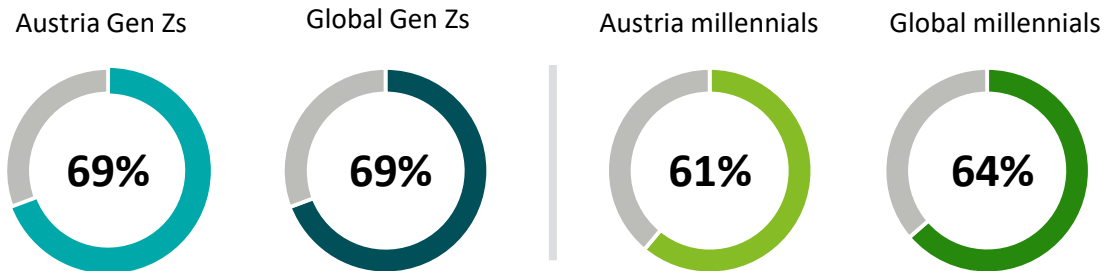


54% of Gen Zs and 48% of millennials in Austria say they have delayed major life decisions due to their financial situation

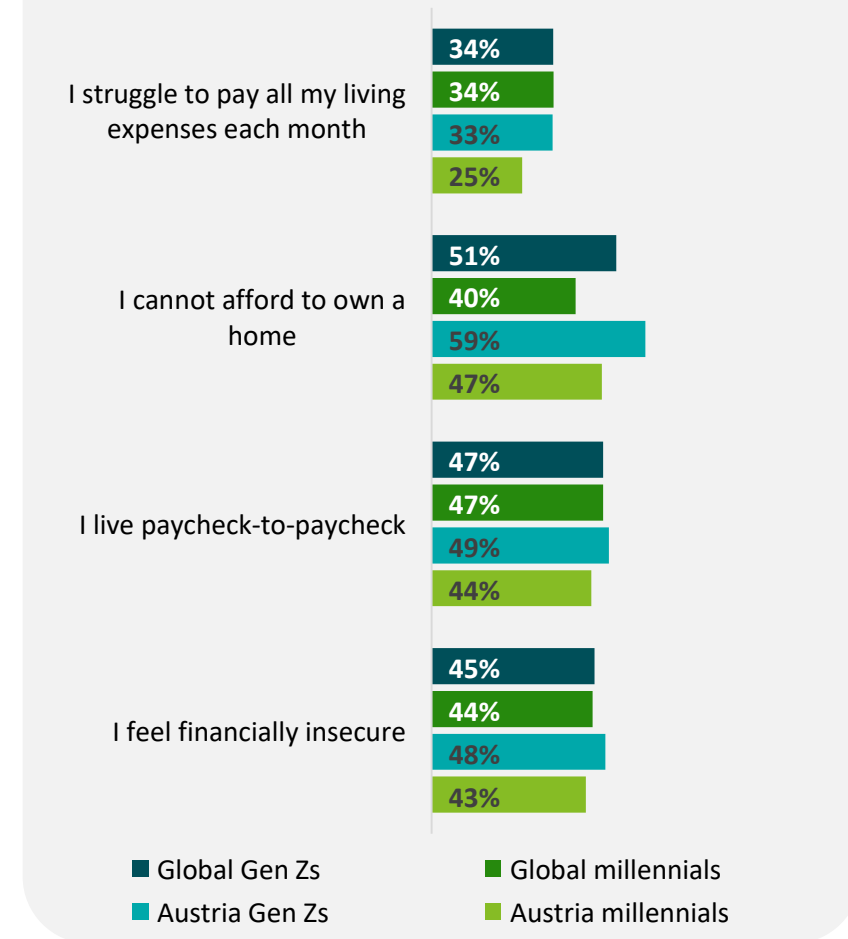
Top Concerns

	Cost of living	Mental health of my generation	Climate change / protecting the environment	Health care / disease prevention	Education, skills, and training
Austria Gen Zs	38%	20%	19%	17%	16%
	Cost of living	Health care / disease prevention	Climate change / protecting the environment	Political instability / wars / conflicts between countries	Corruption within business or politics
Austria millennials	36%	21%	19%	19%	18%

Percentage who say that the affordability of housing impacts their career decisions



Financial Stability





Leadership, Reconsidered



While 68% of Gen Zs and 57% of millennials in Austria are interested in pursuing leadership roles at some point in their careers, only 10% of Gen Zs and 8% of millennials say it is their primary career goal

Primary career goal

	Maintaining a good work / life balance	Achieving financial independence	Achieving job stability and security	Continuous learning and development	Becoming an expert in my field
Austria Gen Zs	23%	18%	13%	13%	10%
	Maintaining a good work / life balance	Achieving financial independence	Achieving job stability and security	Continuous learning and development	Becoming an expert in my field
Austria millennials	25%	18%	15%	12%	10%

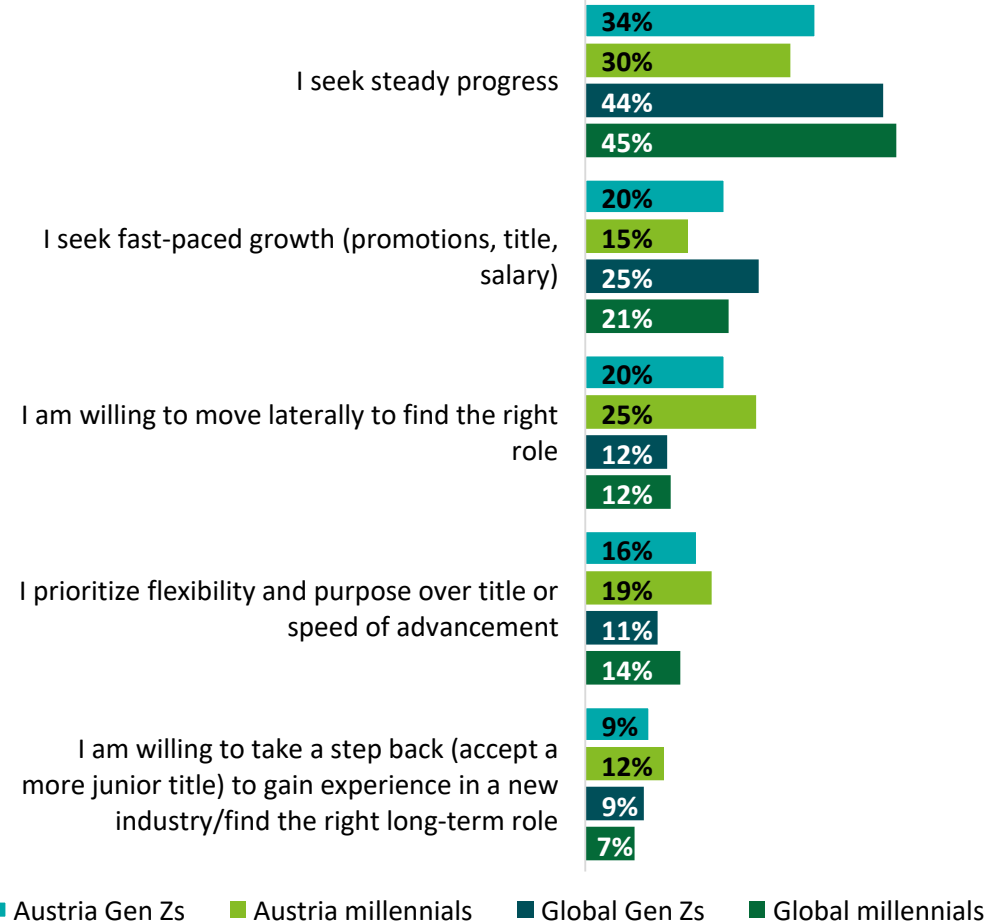


Leadership, Reconsidered

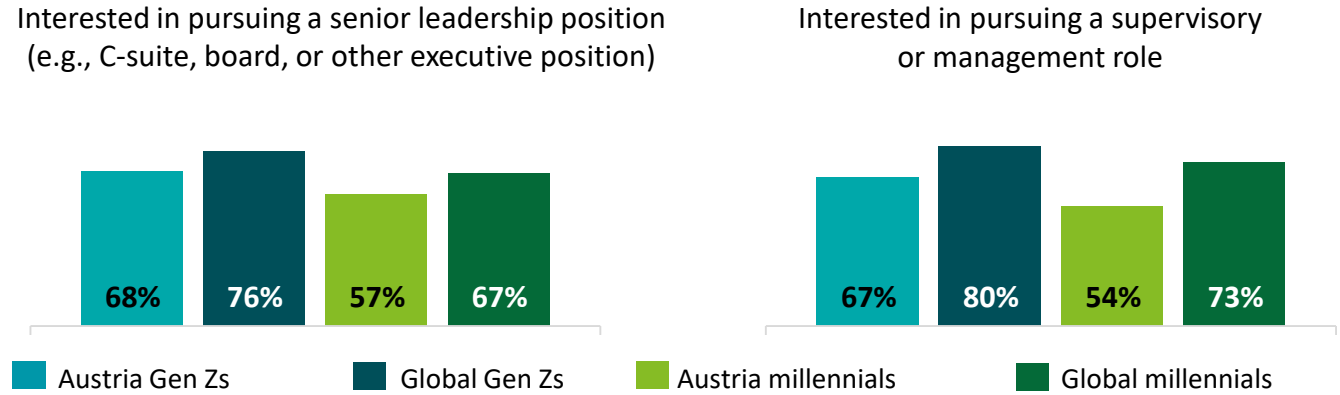


45% of Gen Zs and 61% of millennials globally, and 30% of Gen Zs and 42% of millennials in Austria manage or supervise teams or are executives leading organizations

How respondents think about their career path (Percentage selecting each option)

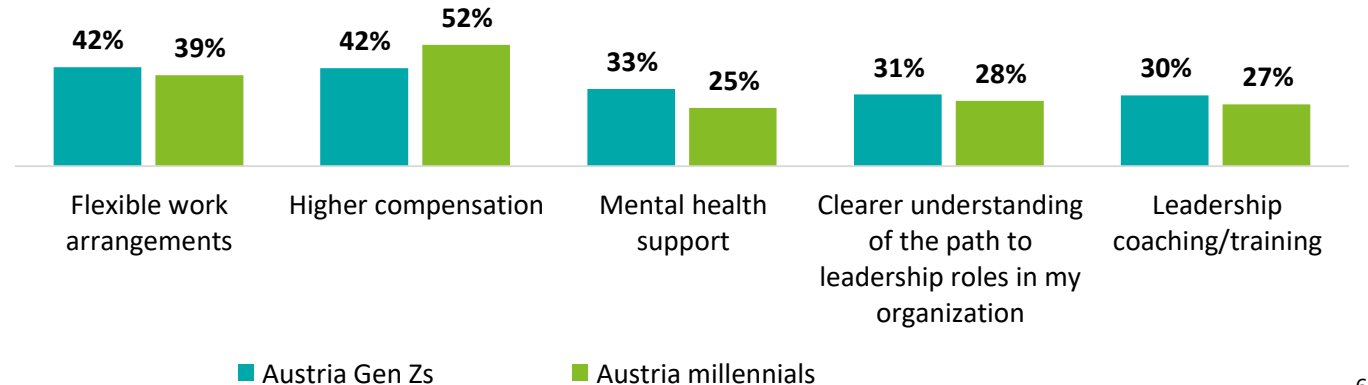


Percentage of respondents who agree they are interested in pursuing leadership roles



Top five factors that would increase interest in leadership roles

*asked of Gen Zs and millennials in Austria who say they are not interested in pursuing a leadership role





Continuous Learning and Adaptability as a Career Strategy



Current and future skills

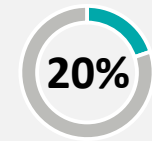
Percentage rating their skills as advanced in these areas (top 5)

	Communication skills	Critical thinking / problem solving	Collaboration / teamwork	Creativity	Empathy / emotional intelligence
Austria Gen Zs	38%	36%	36%	35%	35%
	Work ethic	Collaboration / teamwork	Empathy / emotional intelligence	Adaptability	Critical thinking / problem solving
Austria millennials	43%	38%	37%	36%	35%

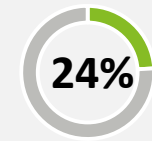
Percentage interested in developing this skill further (top 5)

	Communication skills	Public speaking	Creativity	Critical thinking / problem solving	Collaboration / teamwork
Austria Gen Zs	44%	41%	40%	39%	38%
	AI / automation tool fluency	Communication skills	Public speaking	People management / coaching	Digital literacy / IT skills
Austria millennials	41%	38%	37%	35%	35%

Percentage of respondents saying they have completed AI training

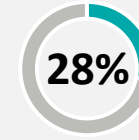


of Gen Zs in Austria vs. 24% of Gen Zs globally

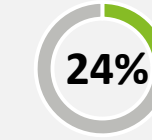


of millennials in Austria vs. 23% of millennials globally

Percentage of respondents saying they continue to seek new AI training opportunities as the technology evolves

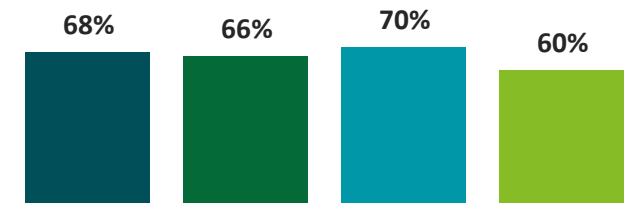


of Gen Zs in Austria vs. 35% of Gen Zs globally



of millennials in Austria vs. 38% of millennials globally

Percentage of respondents who are confident/very confident they can use AI in their roles at work



I can effectively use AI (e.g., GenAI, Agentic AI) in my role at work

- Global Gen Zs
- Global millennials
- Austria Gen Zs
- Austria millennials



AI, Adaptability, and the Readiness Gap



65% of Gen Zs and 59% of millennials in Austria use AI in their day-to-day work

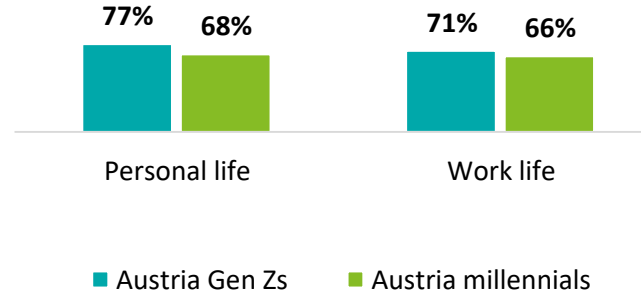
How respondents use AI for growth/well-being

Percentage saying agree/strongly agree

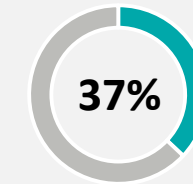


Those who say AI positively impacts their...

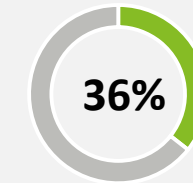
Percentage saying very/somewhat positive



Percentage of respondents who rate the AI tools provided by their employer are mostly/completely sufficient



of Gen Zs in Austria vs. 38% of Gen Zs globally



of millennials in Austria vs. 40% of millennials globally

Top five barriers to AI use at work

Percentage selecting each option

	AI tools are not well integrated with other systems or workflows	AI tools don't address specific needs of my role	AI tools available lack creative capabilities	Lack of effective training opportunities	Lack of time
Austria Gen Zs	27%	24%	24%	24%	24%
	I don't trust the outputs of AI tools	Compliance requirements limit use	Lack of knowledge and experience	AI tools available lack creative capabilities	It's easier / takes less time to do it myself
Austria millennials	26%	25%	22%	22%	20%



Well-Being as Infrastructure



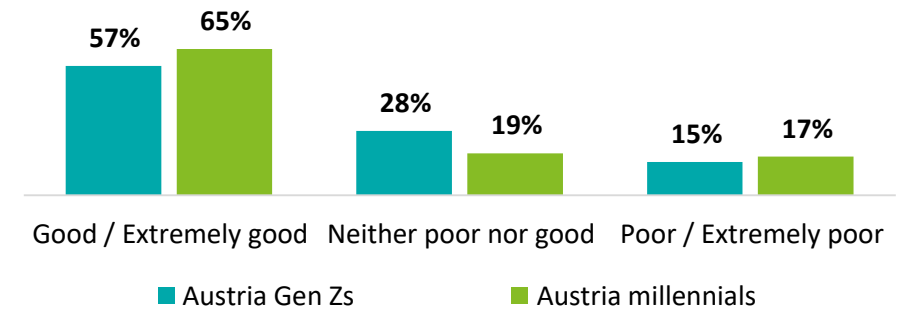
31% of Gen Zs and 30% of millennials in Austria say they feel stressed all or most of the time

Top five factors contributing a lot to anxiety/stress in Austria

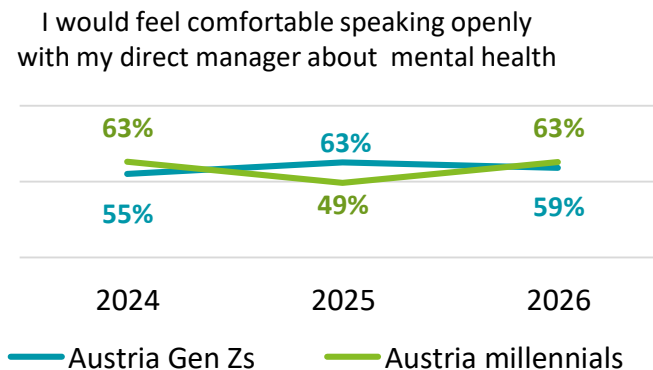
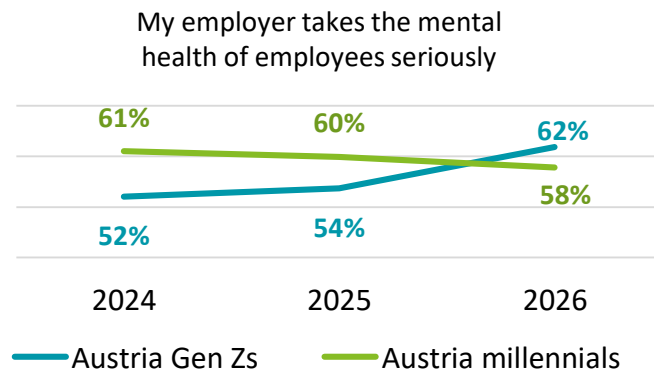
**asked only of those who feel anxious or stressed*

	My longer-term financial future	The health / welfare of my family	My day-to-day finances	My physical health	Family / personal relationships
Austria Gen Zs	47%	42%	41%	38%	37%
	The health / welfare of my family	My longer-term financial future	Family / personal relationships	My day-to-day finances	My job
Austria millennials	46%	40%	40%	39%	36%

How respondents rate their overall mental well-being

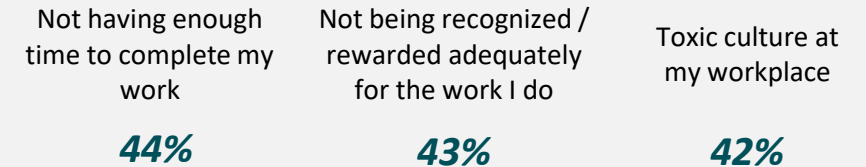


Percentage who agree/strongly agree with the following statements about mental health in the workplace

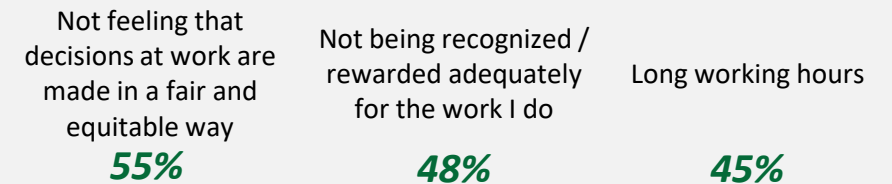


Top three aspects of job contributing to anxiety/stress

Austria Gen Zs



Austria millennials





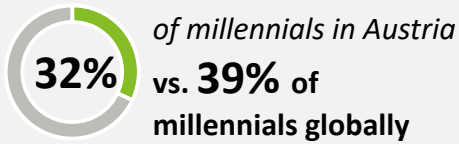
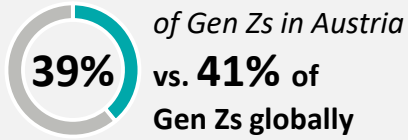
The Ideal Workplace: Where Purpose and Connection Converge



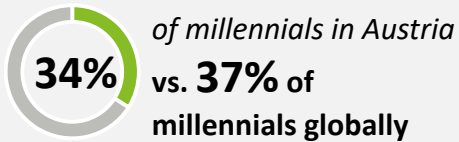
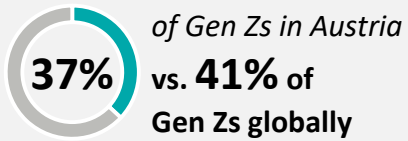
96% of Gen Zs and 92% of millennials in Austria say having a sense of purpose is important for their job satisfaction

Percentage of respondents who rejected an assignment/potential employer due to personal beliefs

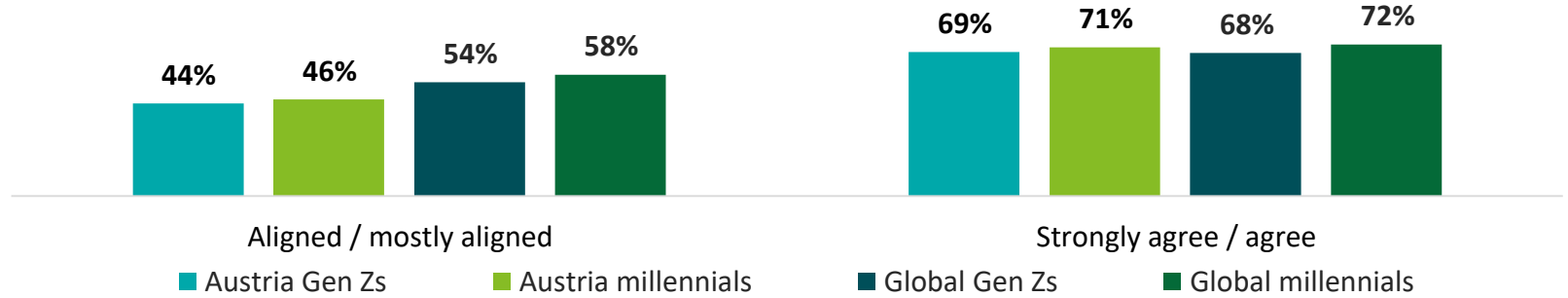
Potential employer



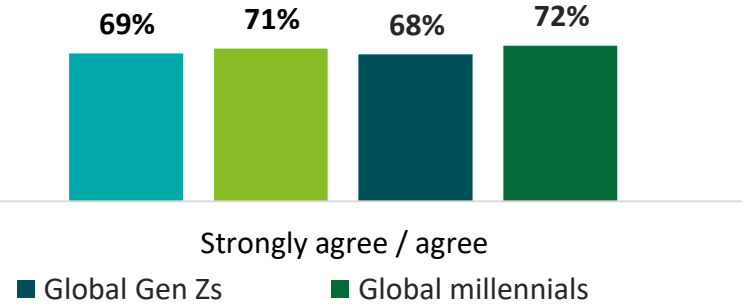
Assignment/project



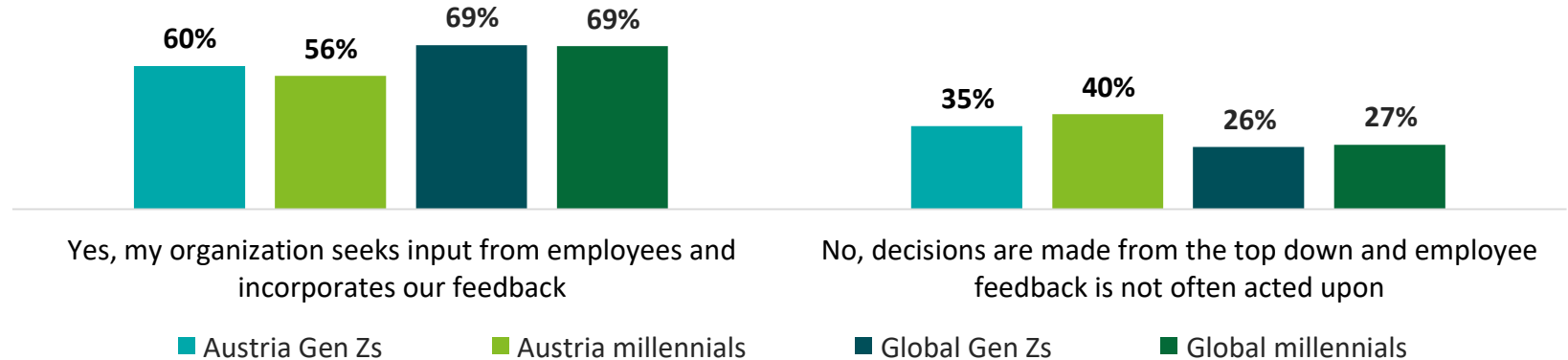
Percentage who say their current job aligns with their beliefs/values



Percentage who say their current job allows them to make a meaningful contribution to society



Belief in ability to drive change at work

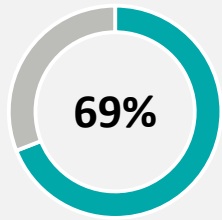




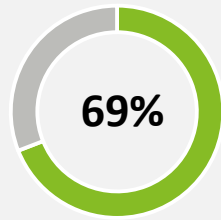
Workplace Connection: Relationships & Management



Percentage of respondents in Austria who say they have *work colleagues* that they consider *personal friends*.



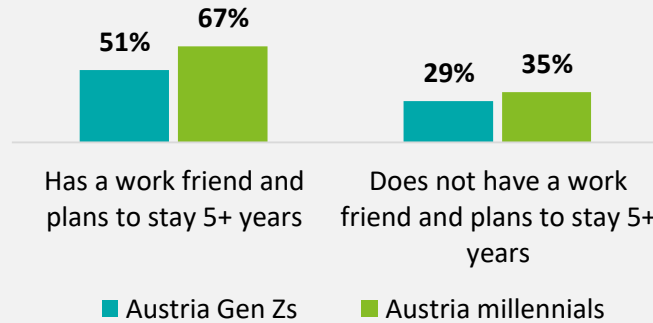
Austria Gen Zs



Austria millennials

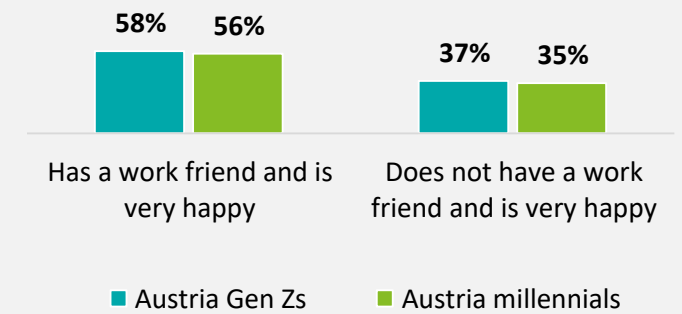
How work friendships correlate with planned work tenure

Percentage who plan to stay more than 5 years



How work friendships correlate with happiness

Percentage who are very happy with their life



Engagement with work colleagues (percentage selecting each option)





The Future They're Preparing For



46% of Gen Zs and 48% of millennials in Austria say their team could maintain performance if a key expert left

Top five challenges concerning effective knowledge transfer (percentage selecting each option)

	Lack of incentives/recognition	Remote/hybrid work makes it harder to learn	No standard templates or tools	Confidentiality concerns	Not enough time/prioritization
Austria Gen Zs	31%	30%	30%	27%	26%
	Not enough time/prioritization	Lack of incentives/recognition	No standard templates or tools	High turnover disrupts continuity	No clear owner for documentation
Austria millennials	34%	33%	23%	23%	22%



Deloitte refers to one or more of Deloitte Touche Tohmatsu Limited (DTTL), its global network of member firms, and their related entities (collectively, the “Deloitte organization”). DTTL (also referred to as “Deloitte Global”) and each of its member firms and related entities are legally separate and independent entities, which cannot obligate or bind each other in respect of third parties. DTTL and each DTTL member firm and related entity is liable only for its own acts and omissions, and not those of each other. DTTL does not provide services to clients. Please see www.deloitte.com/about to learn more

This communication and any attachment to it is for internal distribution among personnel of Deloitte Touche Tohmatsu Limited (DTTL), its global network of member firms and their related entities (collectively, the “Deloitte organization”). It may contain confidential information and is intended solely for the use of the individual or entity to whom it is addressed. If you are not the intended recipient, please notify us immediately, do not use this communication in any way and then delete it and all copies of it on your system.

None of DTTL, its member firms, related entities, employees or agents shall be responsible for any loss or damage whatsoever arising directly or indirectly in connection with any person relying on this communication. DTTL and each of its member firms, and their related entities, are legally separate and independent entities.

© 2026. For information, contact Deloitte Global.