


**Deloitte.**

**50**

Technology Fast 50  
2020 INDIA



Technology Fast 50  
India 2020 winners report

March 2021

# Foreword

Deloitte Touche Tohmatsu India LLP is thrilled to present the 16th edition of the Deloitte Technology Fast 50 India programme. The programme recognises, honours, and encourages businesses and entrepreneurs who have achieved remarkable revenue growth rates by harnessing technology, innovations, and skilled human resources.

We are proud that the programme that started in 2005 has now become a pre-eminent event that recognises excellence in technology in India. We are overwhelmed by the participants' appreciation and continued enthusiasm over the years.

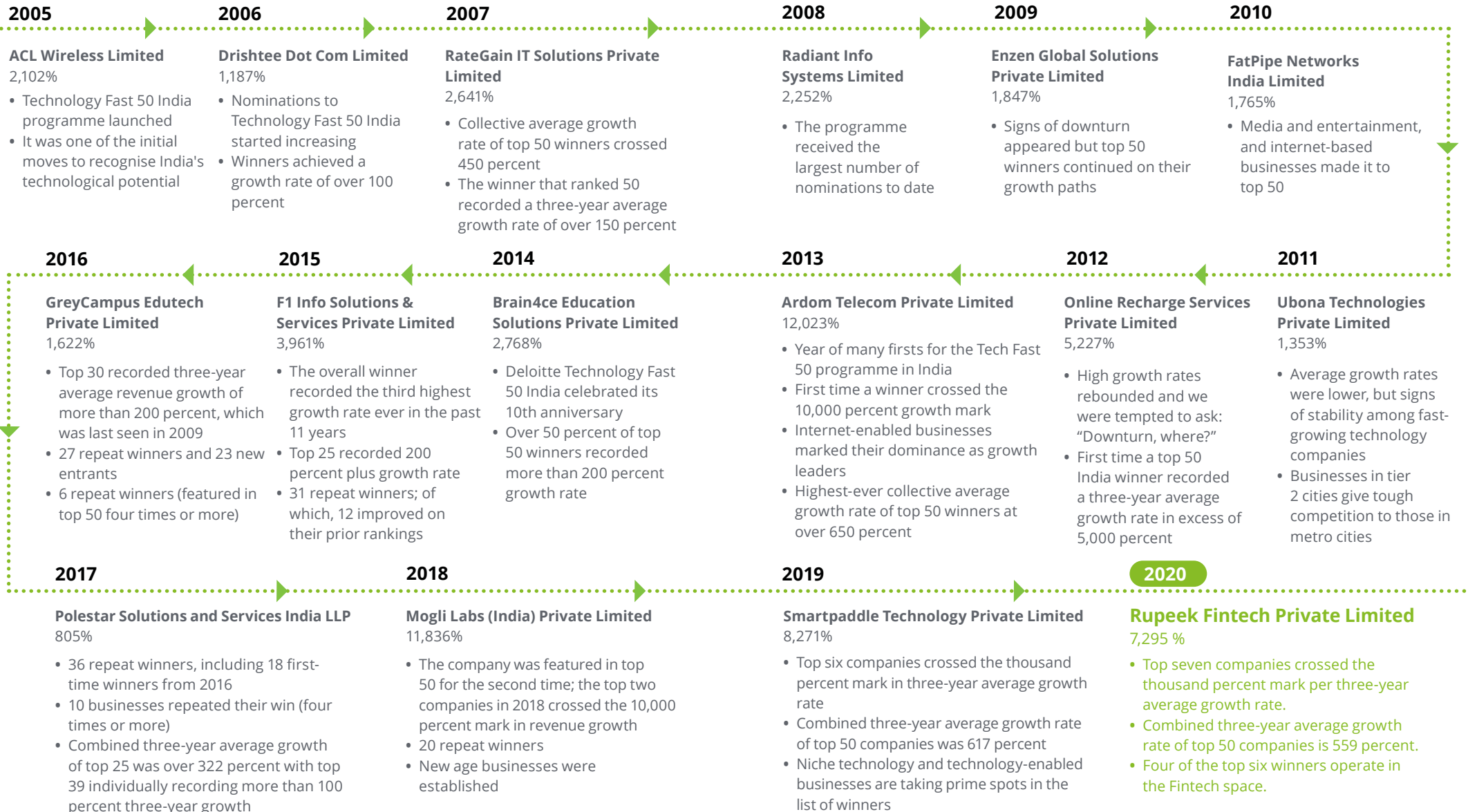
To maintain the comprehensiveness and quality of rankings for high-growth

technology companies, we source key data from qualifying businesses across India. The resulting rankings bear testimony to the achievement of the fastest-growing 50 technology businesses (private or public) in India, based on their revenue performance over the past three financial years.

This year, the overall winner with 7,295 percent growth in revenue is Rupeek Fintech Private Limited (Rupeek), followed by Camden Town Technologies Private Limited (ZestMoney) with 2,706 percent growth. Roinet Solution Private Limited is at the third place with 2,167 percent growth in revenue over the past three years.


We congratulate the winners on their outstanding achievement.










# 16 years and counting








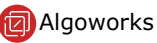


# Deloitte Technology Fast 50 India 2020 ranking








Rank	Winner	Location	Three-year average growth rate	Past wins (year, rank)
1	 Rupeek Rupeek Fintech Private Limited www.rupeek.com	Bengaluru	7,295%	
2	 ZestMoney Camden Town Technolgies Private Limited www.zestmoney.in	Bengaluru	2,706%	
3	 ROINET Roinet Solution Private Limited roinetsolution.com	Gurgaon	2,167%	2019 (10)
4	 DataBeat DataBeat Consulting Private Limited www.databeat.io	Hyderabad	1,349%	
5	 Cashfree Cashfree Payments India Private Limited www.cashfree.com	Bengaluru	1,293%	
6	 INFINITE UPTIME Infinite Uptime India Private Limited www.infinite-uptime.com	Pune	1,270%	
7	 SANKEY SOLUTIONS Sankey Business Solutions Private Limited www.sankeysolutions.com	Thane	1,109%	

Rank	Winner	Location	Three-year average growth rate	Past wins (year, rank)
8	 JustCall JustCall Slabs Technologies Private Limited www.justcall.io	Ghaziabad	965%	2019 (5)
9	 AeoLogic Aeologic Technologies Private Limited www.aeologic.com	Ghaziabad	676%	
10	 InstaSafe Instasafe Technologies Private Limited instasafe.com	Bengaluru	574%	2019 (17), 2018 (49)
11	 moglix Mogli Labs (India) Private Limited www.business.moglix.com	Ghaziabad	503%	2019 (6), 2018 (1)
12	 Razorpay Razorpay Software Private Limited www.razorpay.com	Bengaluru	465%	2018 (2)
13	 TheMathCompany The Math Company Private Limited www.themathcompany.com	Bengaluru	457%	2019 (2)
14	 SUCCESSIVE TECHNOLOGIES Successive Technologies Private Limited www.successive.tech	Ghaziabad	434%	2019 (37), 2017 (32), 2016 (30)
15	 NoPaperForms Nopaperforms Solutions Private Limited www.nopaperforms.com	Gurgaon	429%	
16	 motadata Motadata Mindarray Systems Private Limited www.motadata.com	Ahmedabad	427%	2019 (4), 2018 (11)

Rank	Winner	Location	Three-year average growth rate	Past wins (year, rank)
17	 Urban Company Urbanclap Technologies India Private Limited www.urbancompany.com	Gurgaon	368%	2019 (8)
18	 White Rivers Media Solutions Private Limited www.whiteriversmedia.com	Mumbai	368%	2019 (27), 2018 (25), 2017 (10), 2016 (42)
19	 Vedantu Vedantu Innovations Private Limited www.vedantu.com	Bengaluru	365%	
20	 Xoxoday Nreach Online Services Private Limited www.xoxoday.com	Bengaluru	343%	2017 (9)
21	 Panacea Infosec Private Limited www.panaceainfosec.com	New Delhi	245%	
22	 Uniphore Uniphore Software Systems Private Limited www.uniphore.com	Chennai	235%	2015 (10), 2014 (27), 2012 (17)
23	 Zessta Software Services Private Limited www.zessta.com	Hyderabad	208%	
24	 RateGain RateGain Travel Technologies Private Limited rategain.com	Ghaziabad	200%	2019 (43)
25	 Leadsquared MarketXpander Services Private Limited www.leadsquared.com	Bengaluru	199%	2019 (30), 2018 (18), 2017 (5), 2016 (26), 2014 (17)

Rank	Winner	Location	Three-year average growth rate	Past wins (year, rank)
26	 SCIKEY SRkey Consulting Group LLP www.scikey.ai	Pune	196%	
27	 VMukti VMukti Solutions Private Limited www.vmukti.com	Ahmedabad	188%	2018 (29), 2015 (2), 2014 (22)
28	 CEDCOSS Cedcoss Technologies Private Limited www.cedcoss.com	Lucknow	177%	2019 (29), 2018 (22), 2017 (46), 2016 (34)
29	 TO THE NEW TO THE NEW Private Limited www.tothenew.com/	Ghaziabad	175%	
30	 TIGER ANALYTICS Tiger Analytics India LLP www.tigeranalytics.com	Chennai	169%	2019 (45), 2018 (36), 2017 (16), 2016 (10)
31	 valueleaf Valueleaf Services India Private Limited www.valueleaf.com	Bengaluru	165%	2019 (25), 2018 (32), 2017 (20), 2016 (29)
32	 trinity Trinity Mobility Private Limited www.trinitymobility.com	Bengaluru	163%	
33	 happay Happay VA Tech Ventures Private Limited www.happay.com	Bengaluru	161%	
34	 Izealiant Izealiant Technologies Private Limited www.izealiant.com	Pune	158%	2019 (14)
35	 EdGE NETWORKS AVR Edge Networks Private Limited www.edgenetworks.in	Bengaluru	153%	2017 (25), 2016 (22)

Rank	Winner	Location	Three-year average growth rate	Past wins (year, rank)
36	 iMerit iMerit Technology Services Private Limited www.imerit.net	Kolkata	149%	2019 (20), 2018 (21)
37	 BRIDGEi2i Bridgei2i Analytics Solutions Private Limited www.bridgei2i.com	Bengaluru	135%	2017 (15), 2016 (16), 2015 (13)
38	 innoviti® Innoviti Payment Solutions Private Limited www.innoviti.com	Bengaluru	131%	
39	 digital API CRAFT Digitalapicraft Private Limited www.digitalapicraft.com	Bengaluru	123%	2019 (7), 2018 (10)
40	 Nadhi Nadhi Information Technologies Private Limited www.cosmican.com	Chennai	113%	2017 (36), 2016 (36)
41	 Algoworks Algoworks Technologies Private Limited www.algoworks.com	Ghaziabad	110%	2015 (35), 2014 (35), 2013 (22)
42	 srijan: Srijan Technologies Private Limited www.srijan.net	New Delhi	109%	
43	 ZIFO ZIFO RnD Zifo Technologies Private Limited www.zifornd.com	Chennai	106%	2019 (46), 2018 (41), 2017 (24), 2016 (40), 2015 (27), 2014 (39), 2013 (35), 2012 (21)

Rank	Winner	Location	Three-year average growth rate	Past wins (year, rank)
44	 Neebal Neebal Technologies Private Limited www.neebal.com	Mumbai	94%	2019 (48)
45	 Qburst Qburst Technologies Private Limited www.qburst.com	Trivandrum	92%	2015 (36), 2013 (36), 2012 (29)
46	 Arcon Arcon Techsolutions Private Limited https://arconnet.com	Mumbai	92%	2018 (37)
47	 Incture® Incture Technologies Private Limited incture.com	Bengaluru	86%	2015 (24)
48	 phonon.io Phonon Communications Private Limited www.phonon.io	Vadodara	86%	2019 (3), 2016 (47)
49	 Arrka Arrka Infosec Private Limited www.arrka.com	Pune	84%	2019 (36)
50	 Lekha Lekha Wireless Solutions Private Limited www.lekhawireless.com	Bengaluru	76%	2017 (38), 2014 (36), 2013 (7)

# About Deloitte

All the facts and figures that talk to our size and diversity and years of experiences, as notable and important as they may be, are secondary to the truest measure of Deloitte: the impact we make in the world. So, when people ask, “what’s different about Deloitte?” the answer resides in the many specific examples of where we have helped Deloitte member firm clients, our people, and sections of

society to achieve remarkable goals, solve complex problems or make meaningful progress. Deeper still, it’s in the beliefs, behaviors and fundamental sense of purpose that underpin all that we do. Deloitte globally has grown in scale and diversity—more than 312,000 people in 150 countries, providing multidisciplinary services yet our shared culture remains the same.

# About Deloitte Technology Fast 50 India programme

The Technology Fast 50 India programme was launched in 2005 by Deloitte Touche Tohmatsu India LLP (DTTILLP). It is a part of an integrated Asia Pacific programme recognising India’s fastest-growing and most dynamic technology businesses (both public and private). These businesses

operate in different areas of technology ranging from internet, biotechnology, medical, and scientific to computers/hardware. The programme recognises the fastest-growing technology companies in India based on their percentage revenue growth over the past three financial years.

# Contact

## **Rajiv Sundar**

Programme Director  
Technology Fast 50 India  
Partner,  
Deloitte Touche Tohmatsu India LLP  
rasundar@deloitte.com  
infast50@deloitte.com

## **Kapil Bellubi**

Director,  
Deloitte Touche Tohmatsu India LLP  
kbellubi@deloitte.com  
infast50@deloitte.com



# Deloitte.

Deloitte refers to one or more of Deloitte Touche Tohmatsu Limited, a UK private company limited by guarantee (“DTTL”), its network of member firms, and their related entities. DTTL and each of its member firms are legally separate and independent entities. DTTL (also referred to as “Deloitte Global”) does not provide services to clients. Please see [www.deloitte.com/about](http://www.deloitte.com/about) for a more detailed description of DTTL and its member firms.

This material is prepared by Deloitte Touche Tohmatsu India LLP (DTTILLP). This material (including any information contained in it) is intended to provide general information on a particular subject or subjects and is not an exhaustive treatment of such subject(s) or a substitute to obtaining professional services or advice. This material may contain information sourced from publicly available information or other third party sources. DTTILLP does not independently verify any such sources and is not responsible for any loss whatsoever caused due to reliance placed on information sourced from such sources. None of DTTILLP, Deloitte Touche Tohmatsu Limited, its member firms, or their related entities (collectively, the “Deloitte Network”) is, by means of this material, rendering professional advice or services. Without limiting the generality of this notice and terms of use, nothing in this material or information comprises legal advice or services (you should consult a legal practitioner for these). This material or information is not intended to be relied upon as the sole basis for any decision which may affect you or your business. Before making any decision or taking any action that might affect your personal finances or business, you should consult a qualified professional adviser.

No entity in the Deloitte Network shall be responsible for any loss whatsoever sustained by any person by reason of access to, use of or reliance on, this material. By using this material or any information contained in it, the user accepts this entire notice and terms of use.

©2021 Deloitte Touche Tohmatsu India LLP. Member of Deloitte Touche Tohmatsu Limited.