

Leadership: Driving innovation and delivering impact
The Deloitte Global Chief Procurement Officer Survey 2018

Introduction

Executive summary

Market outlook

Value and collaboration

Talent and leadership

Digital procurement

Action starts here

Industry and regional overviews


About the participants

Acknowledgements

Regional and country contacts

Further insights

Endnotes



Introduction

Welcome to the annual Deloitte Global Chief Procurement Officer (CPO) survey. For the past seven years, our survey has provided a global benchmark of the sentiment of procurement leaders and an insight into the key themes and challenges facing procurement, including market dynamics, value and collaboration, talent and leadership, and digital procurement.

The survey was conducted in association with Odgers Berndtson. Five hundred and four procurement leaders from 39 countries took part, representing organizations with a combined annual turnover of \$5.5 trillion.

Whether you are a member of the C-suite, a procurement leader, business partner, procurement practitioner or supplier, we hope that you will find this report valuable for further developing your ambition, strategies, and performance.

We would like to thank the many executives who have contributed their time and insights for this survey. We look forward to continuing the journey with you.



Brian Umbenhauer
Global Head of Sourcing & Procurement
Principal
Deloitte Consulting LLP

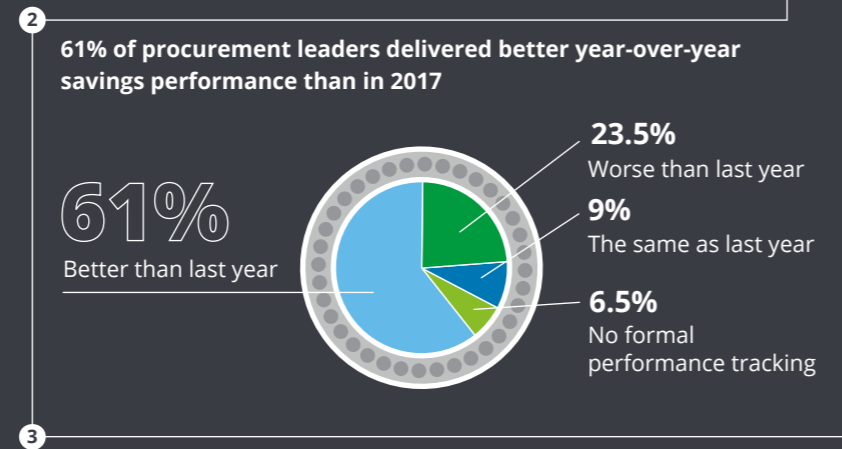
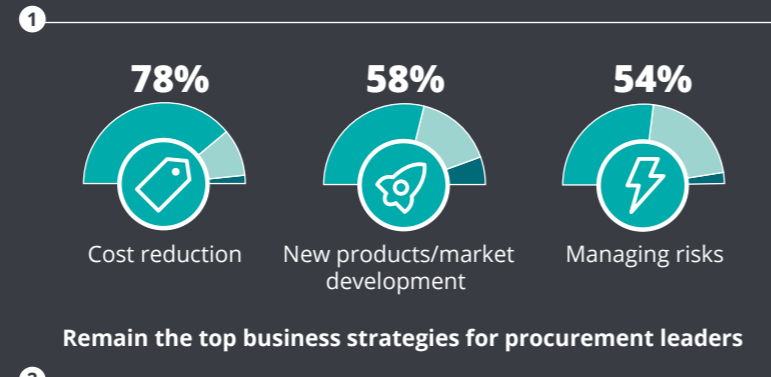


Lance Younger
EMEA Head of Sourcing & Procurement
Partner
Deloitte Consulting MCS

Watch [Brian](#) and [Lance](#) talk about the survey findings

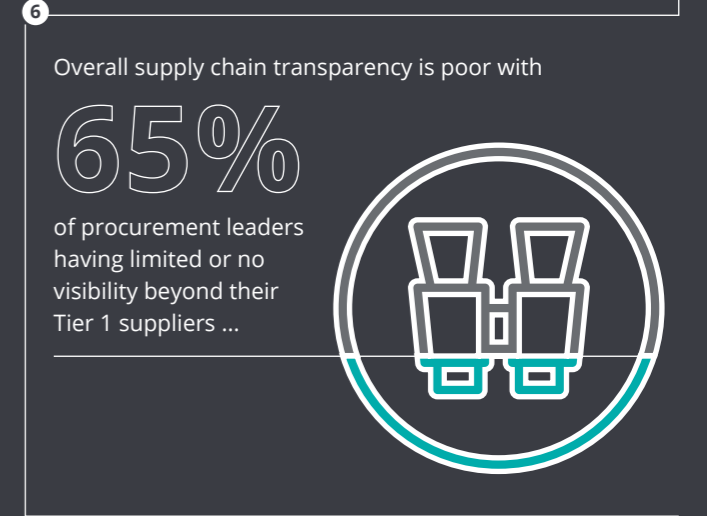
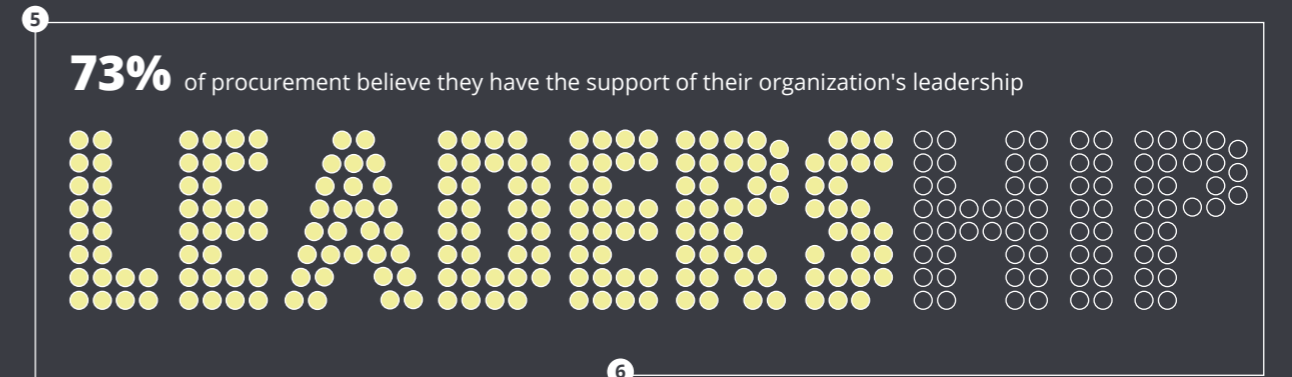

- Introduction**
- Executive summary
- Market outlook
- Value and collaboration
- Talent and leadership
- Digital procurement
- Action starts here
- Industry and regional overviews
- About the participants
- Acknowledgements
- Regional and country contacts
- Further insights
- Endnotes

Survey findings at a glance



3

Procurement leaders are primarily focused on specific procurement levers to deliver value over the next 12 months

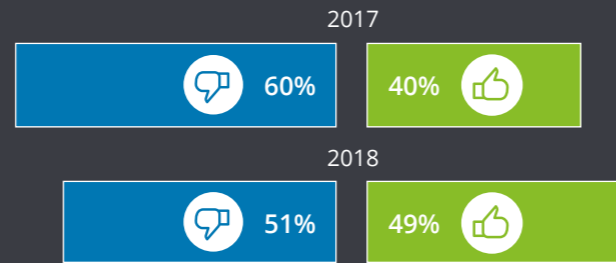


- Introduction
- Executive summary
- Market outlook
- Value and collaboration
- Talent and leadership
- Digital procurement
- Action starts here
- Industry and regional overviews
- About the participants
- Acknowledgements
- Regional and country contacts
- Further insights
- Endnotes



7

51% of procurement leaders believe their teams do not have sufficient capabilities to deliver on their procurement strategy



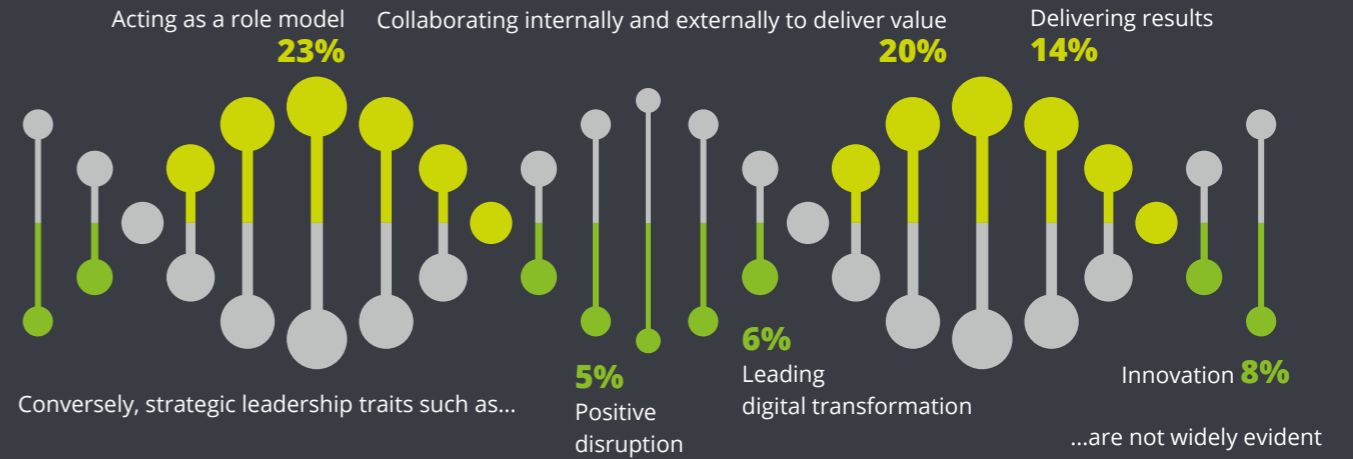
9

33% of procurement leaders believe that their digital procurement strategy will enable them to deliver on their objectives and value



8

The most common leadership traits in procurement are ...



10



... is expected to have the most impact on procurement in the next two

11

Modern technology usage is low, with only one-third of procurement leaders using technologies such as predictive analytics and collaboration networks



- Introduction
- Executive summary**
- Market outlook
- Value and collaboration
- Talent and leadership
- Digital procurement
- Action starts here
- Industry and regional overviews
- About the participants
- Acknowledgements
- Regional and country contacts
- Further insights
- Endnotes

Executive summary

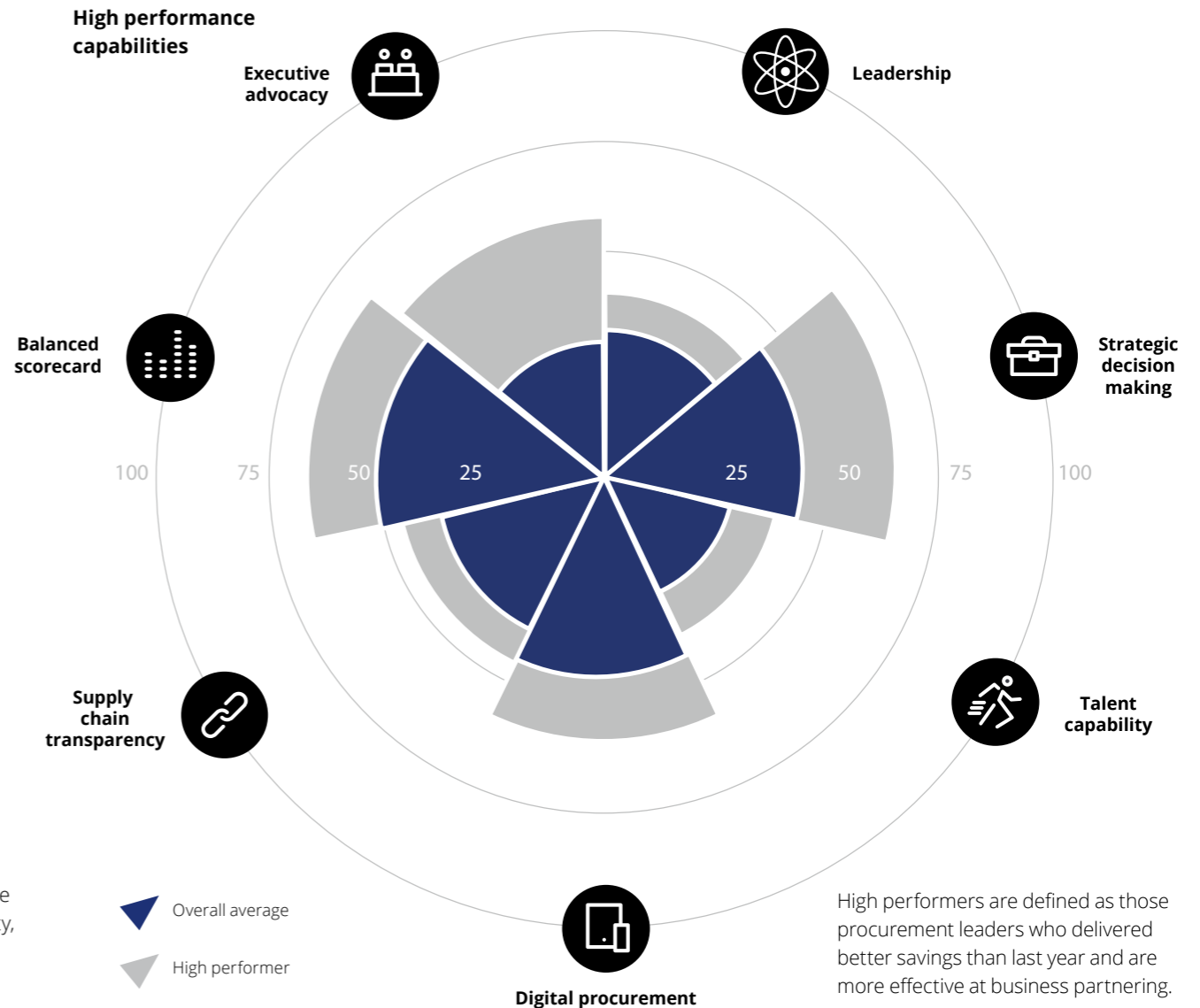
A clear shift in procurement focus toward innovation and value requires an acceleration in the pace of change especially in leadership, talent, and digital procurement.

Procurement has continued to successfully deliver short-term savings and manage risk to support growth during a period of uncertainty. As national and global economies improve, procurement has a pivotal role to play in increasing supply chain transparency, accessing supplier innovation, and delivering enterprise wide cost reduction. Exceptional procurement supplier, business, and digital leadership will differentiate those organizations that deliver an impact that matters.

Our research on high-performing procurement leaders shows that there are seven key capabilities where high performers outperformed other procurement leaders:

- Executive advocacy
- Leadership – supplier and procurement
- Strategic decision making
- Talent capability
- Digital procurement
- Supply chain transparency
- Balanced scorecard

In comparison to last year, high-performing procurement leaders continue to focus on executive advocacy, strategic decision making, talent capability, and digital procurement. Three new capabilities that differentiate high performance from the average have also emerged this year: leadership, balanced scorecards, and supply chain transparency.



Introduction

Executive summary

Market outlook

Value and collaboration

Talent and leadership

Digital procurement

Action starts here

Industry and regional overviews

About the participants

Acknowledgements

Regional and country contacts

Further insights

Endnotes



Value and collaboration

Procurement alignment to executive and business priorities, measured through mutually agreed performance metrics, will likely continue to enhance the effectiveness of procurement as a strategic business partner. However, the continuing fall in use of supplier collaboration as a lever for delivering value is a concern, especially given the increased focus on the contribution of procurement to product/market development and innovation. Furthermore, our findings show that many organizations are leaving themselves exposed to potential supply chain disruption and margin erosion by having limited visibility of their supply chains beyond the first tier. Improved transparency of pricing, supplier locations, and critical dependencies can help procurement functions deliver greater value while avoiding potentially significant regulatory, reputational, and operational risks.

Improved transparency of pricing, supplier locations, and critical dependencies can help procurement functions deliver greater value.



Talent and leadership

Over half our survey respondents believe their teams do not have the necessary skills to deliver their procurement strategy, and the recruitment market is becoming more challenging; yet there is less spent on training and deployment of talent development strategies. Planned training on “softer skills” such as business partnering and emotional intelligence, as well as on digital skills, points to a reduced focus on training in 2018.

What is clear is that there is a direct correlation between stronger leadership capabilities, higher spend on training, and enhanced performance. This is also true of leadership at suppliers. So, the question must be asked why procurement leaders are not focusing more on talent and leadership capability development.

There is a direct correlation between stronger leadership capabilities, higher spend on training, and enhanced performance.



Digital procurement

The proliferation of digital tools and applications will likely continue to grow in importance and impact for procurement leaders. In order to stay relevant within the business, procurement needs to wake up to the reality that now confronts it. Progress and adoption has been slow over the past year and the survey findings show that procurement leaders remain hesitant about investigating new digital tools and technologies such as artificial intelligence, robotics, and blockchain. Digital supply networks are evolving, connecting all parts of the supply chain, and insight-driven organizations are applying advanced analytical capabilities to enhance performance. Digital transformation is inevitable and high-performing organizations are leading the way on adoption.

Digital transformation is inevitable and high-performing organizations are leading the way on adoption.



Introduction

Executive summary

Market outlook

Value and collaboration

Talent and leadership

Digital procurement

Action starts here

Industry and regional overviews

About the participants

Acknowledgements

Regional and country contacts

Further insights

Endnotes

Market outlook

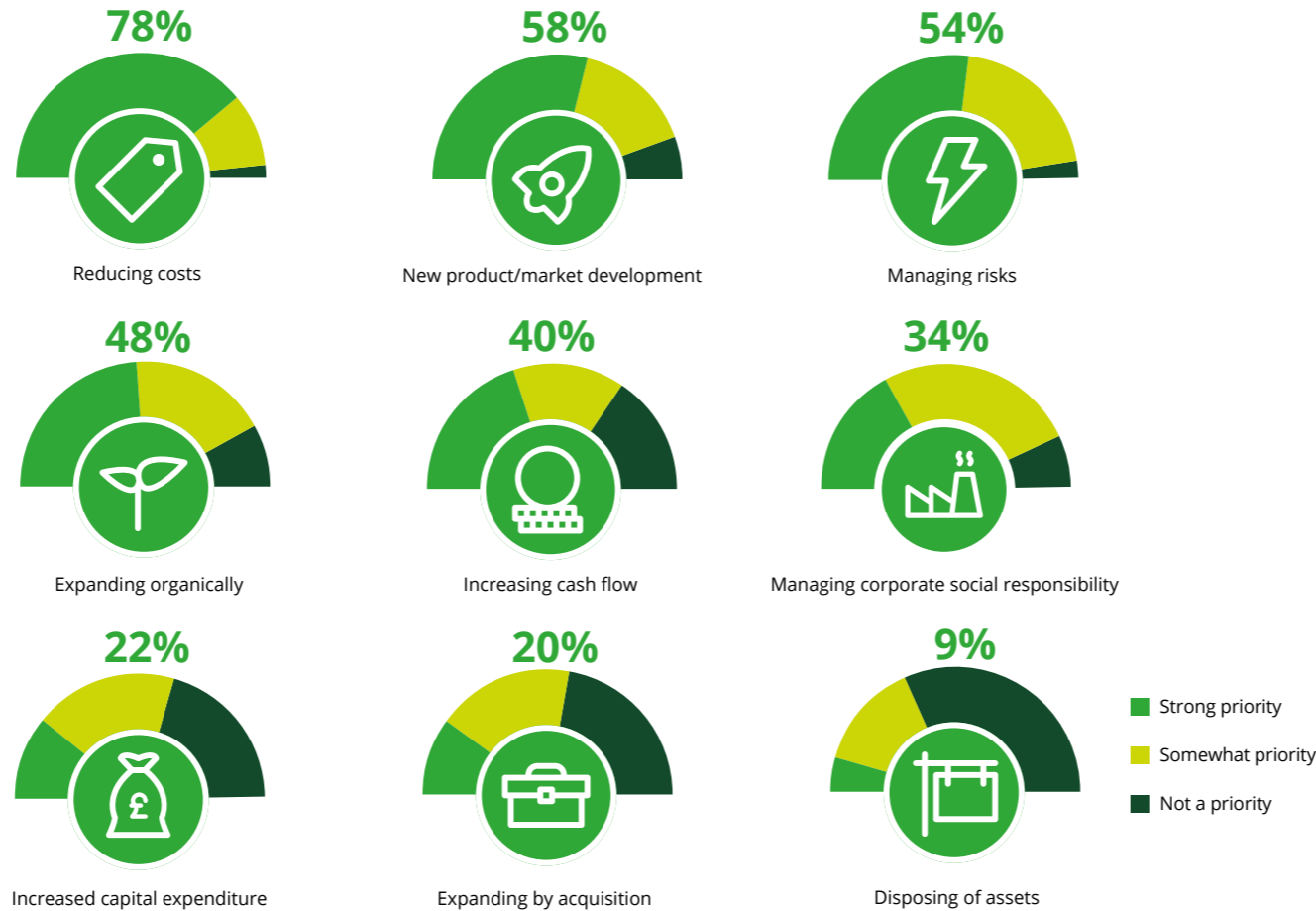


- Introduction
- Executive summary
- Market outlook**
- Value and collaboration
- Talent and leadership
- Digital procurement
- Action starts here
- Industry and regional overviews
- About the participants
- Acknowledgements
- Regional and country contacts
- Further insights
- Endnotes



The world economy enters 2018 with good momentum. Japan and the EU are in better shape than for many years. Unemployment has fallen across the world. Financial markets have been in ebullient form, with equities hitting new highs.

Prioritization of business strategies over the next 12 months



Chief financial officers (CFOs)¹ recently surveyed by Deloitte indicated that with global inflation pressures easing in most regions, their focus is shifting toward the longer term as revenue growth improves. Growth is gaining priority for CFOs, whether organically, or through acquisitions, introducing new products/services, or moving into new markets.

The views of CFOs are in alignment with those of procurement leaders – especially new product/market development – with 58 percent identifying that as a priority, an increase for the second year in a row.

Cost reduction continues to be the number one priority for procurement leaders, with 78 percent of respondents in our survey identifying reducing cost as their top priority strategy. Year-over-year savings performance has improved from 58 percent of procurement functions in 2017 to 61 percent in 2018.

The slight improvement in economic sentiment has not altered the overall willingness of businesses to take on additional risk. As ever, risks remain, from Brexit in Europe, to protectionism and the perils of asset and credit bubbles. UK growth has conspicuously slowed, particularly in comparison to many other countries that are enjoying the global upturn.

- Introduction
- Executive summary
- Market outlook**
- Value and collaboration
- Talent and leadership
- Digital procurement
- Action starts here
- Industry and regional overviews
- About the participants
- Acknowledgements
- Regional and country contacts
- Further insights
- Endnotes



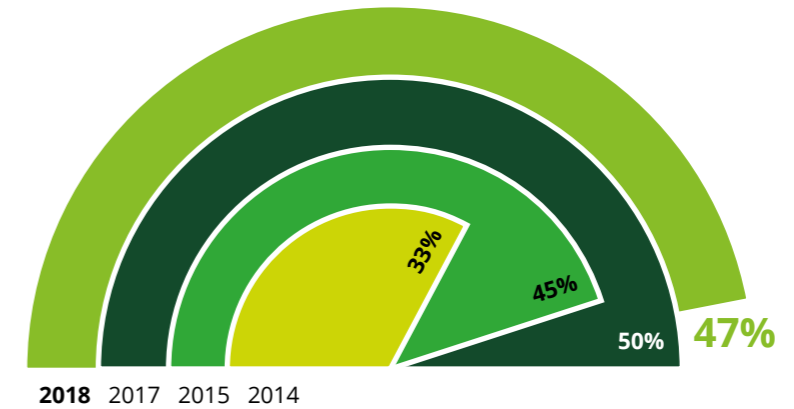
Procurement risk levels, while still high, appear to be being managed. The overall global macroeconomic risk ratings from procurement leaders has fallen, with lower risk ratings for a China slowdown, credit conditions, the Eurozone economy, and worldwide terrorism.

Procurement leaders continue to keep a close watch on global macroeconomic risks, with the top three being:

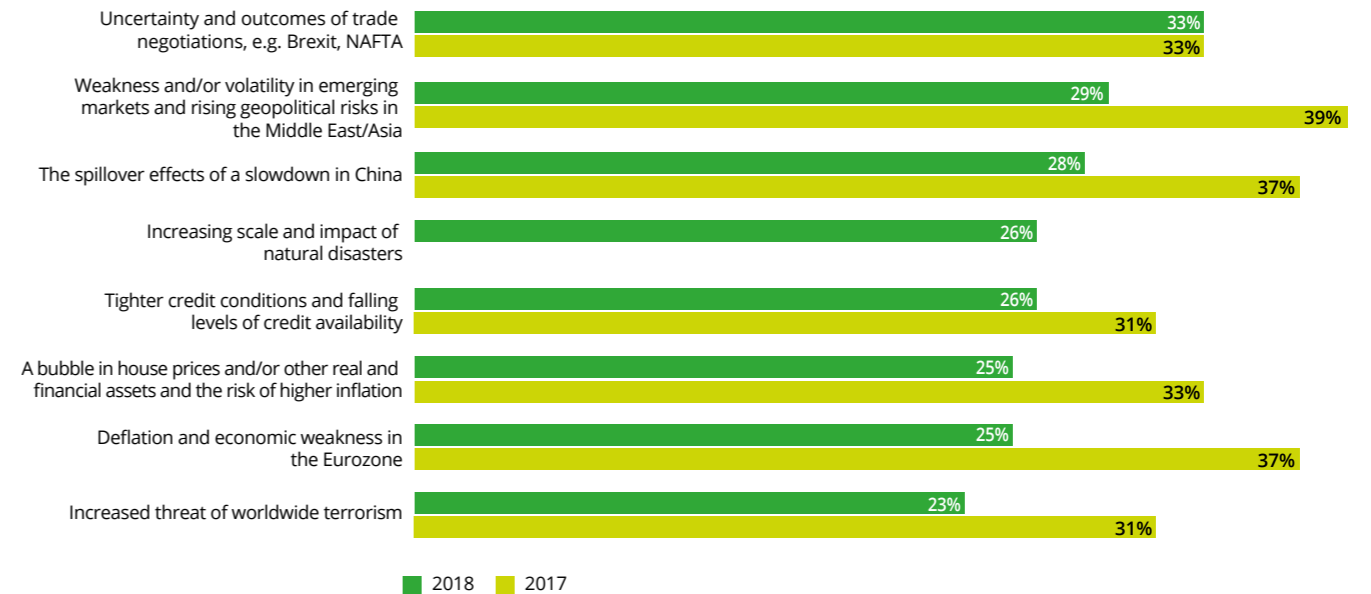
- uncertainty and outcomes of trade negotiations, e.g. Brexit, NAFTA
- weakness and/or volatility in emerging markets and rising geopolitical risks in the Middle East/Asia
- spillover effects of a slowdown of China.

In conclusion, the optimistic market sentiment presents procurement leaders with an opportunity to achieve greater value through growth-focused innovation, while continuing to deliver cost reduction and manage risk.

Respondents reporting a significant resurfacing of procurement risk



Most significant market risks



Introduction

Executive summary

Market outlook

Value and collaboration

Talent and leadership

Digital procurement

Action starts here

Industry and regional overviews

About the participants

Acknowledgements

Regional and country contacts

Further insights


Endnotes

...and finally

“CFOs enter 2018 more focused on controlling costs than at any time in the last eight years. Despite this, they are more optimistic today than they have been in the last two years and perceptions of uncertainty are far lower than during the euro crisis and following the EU referendum.”

Ian Stewart

Chief Economist, Deloitte LLP



Value and collaboration

- Introduction
- Executive summary
- Market outlook
- Value and collaboration**
- Talent and leadership
- Digital procurement
- Action starts here
- Industry and regional overviews
- About the participants
- Acknowledgements
- Regional and country contacts
- Further insights
- Endnotes



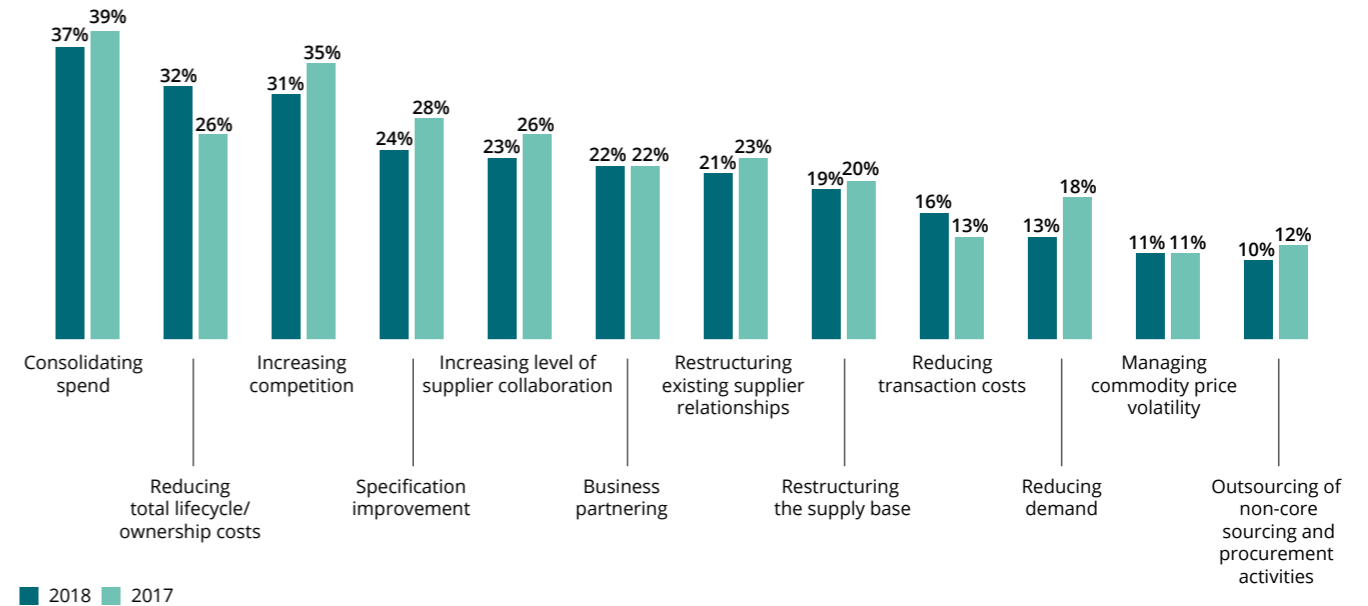
- Introduction
- Executive summary
- Market outlook
- Value and collaboration**
- Talent and leadership
- Digital procurement
- Action starts here
- Industry and regional overviews
- About the participants
- Acknowledgements
- Regional and country contacts
- Further insights
- Endnotes

Procurement leaders are continuing to expand the role of procurement in the wider supply chain. This is being achieved through better alignment between procurement and business strategies and priorities, adopting a closed loop and holistic approach to performance measurement for procurement, and proactive involvement in key decision making. However, the same cannot be said about supplier collaboration, which continues to remain an under-utilized lever for delivering value.

The survey shows:

- Consolidating spend (37 percent), reducing total life cycle/ownership costs (32 percent) and increasing competition (31 percent) are the key procurement strategies used to deliver value.
- Fewer procurement leaders (23 percent) consider supplier collaboration as a strategy to drive value over the next 12 months, as compared to 26 percent in 2017.
- Only one in four procurement leaders believe they are excellent business partners contributing significant strategic value.
- Seventy-three percent of procurement leaders believe they have the support of their organization’s leadership; however the number of respondents who feel “very supportive” has fallen from 43 percent to 31 percent.
- Overall supply chain transparency is poor, with 65 percent of procurement leaders having limited or no visibility beyond their tier 1 suppliers.

Procurement strategies used to deliver value over the next 12 months



- Introduction
- Executive summary
- Market outlook
- Value and collaboration**
- Talent and leadership
- Digital procurement
- Action starts here
- Industry and regional overviews
- About the participants
- Acknowledgements
- Regional and country contacts
- Further insights
- Endnotes



Procurement value drivers

To deliver the procurement strategy priorities of cost reduction, new products/market development, and managing risk, procurement leaders have continued to show a preference for deploying traditional levers such as consolidating spend and increasing competition to deliver value. Reducing total life cycle/ownership costs has become a more prominent strategy, indicating a broadening in the agenda for procurement within organizations. This can be enabled through specification improvement and demand management, although the use of both these strategies fell this year.

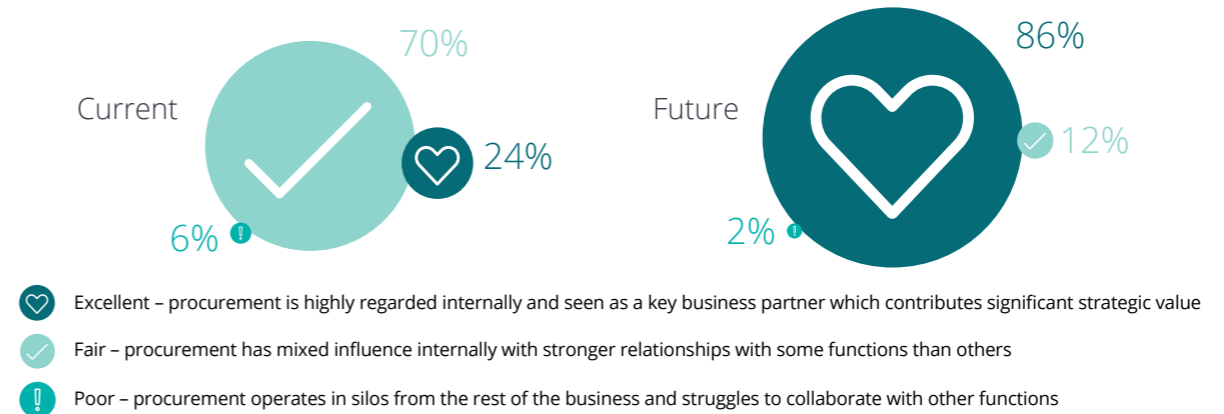
Surprisingly, compared to last year, there has been less use of closer collaboration with suppliers to deliver value, indicating a continued focus on more tactical levers to support the achievement of procurement strategies.

Collaboration with business

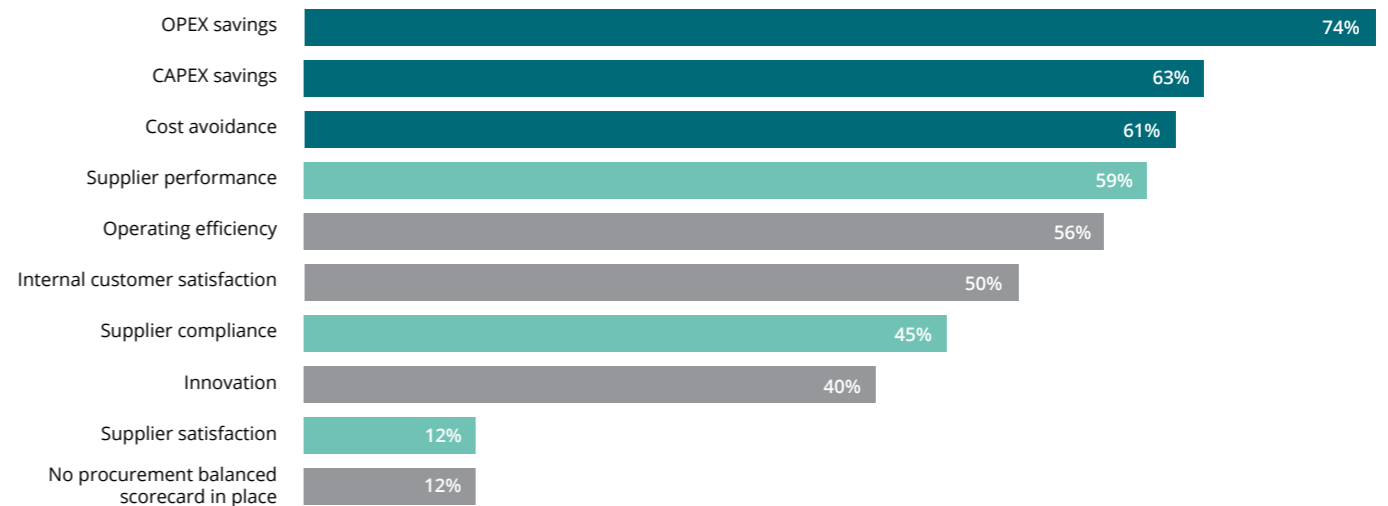
Last year, 86 percent of procurement leaders aspired to being “excellent” as a strategic business partner in the future. In 2018, only 24 percent consider themselves as excellent: although this is a slight improvement from 2017, it highlights the need for further improvement in business partnering by procurement teams.

Many of the metrics which form the balanced scorecard for procurement have increased in their use, and much greater importance is placed on operating efficiency, supplier compliance and innovation compared to last year.

Current effectiveness of the procurement function as a business partner, in comparison to where procurement aspires to be



Measures forming part of organization’s balanced scorecard for procurement



- Introduction
- Executive summary
- Market outlook
- Value and collaboration**
- Talent and leadership
- Digital procurement
- Action starts here
- Industry and regional overviews
- About the participants
- Acknowledgements
- Regional and country contacts
- Further insights
- Endnotes



Executive advocacy

Executive support and sponsorship is a critical success factor in delivering on a procurement leader's vision and strategy.

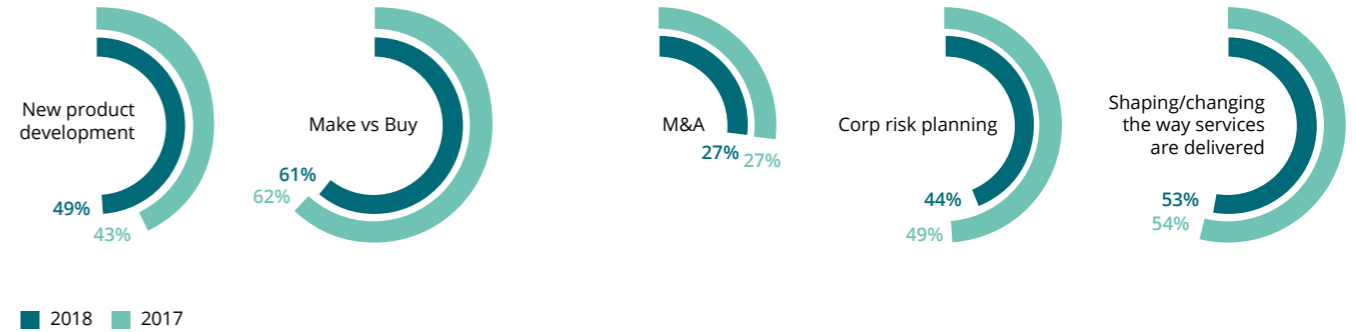
Seventy-three percent of procurement leaders believe that they have the support of their executives.

However, the level of support has dropped with only 31 percent feeling "highly supported" as compared to 43 percent last year. This presents a challenge for procurement leadership to develop strategies closer to the business priorities and deliver results to maintain high levels of executive support.

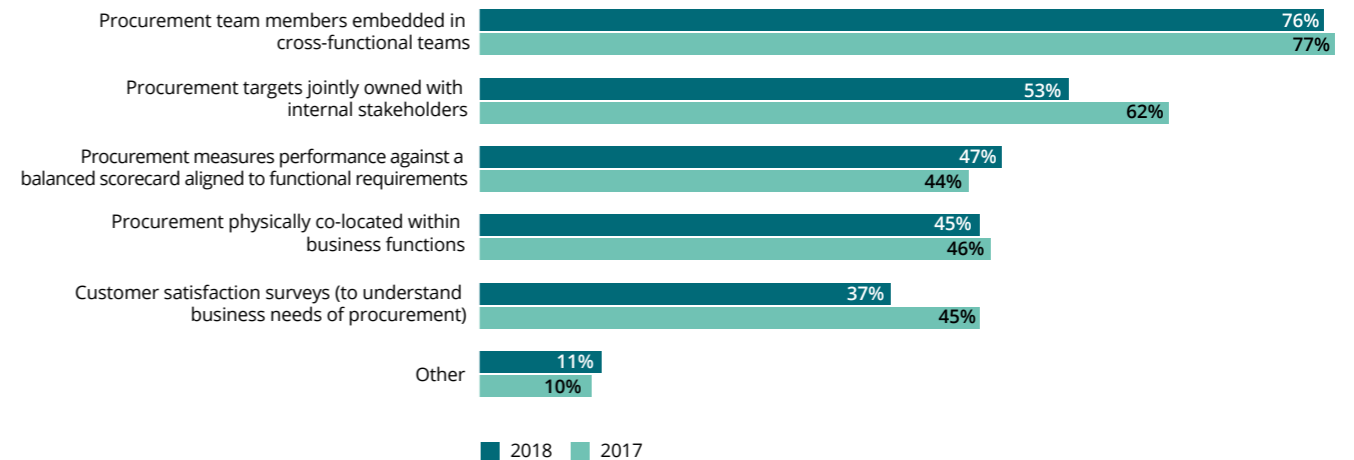
Procurement's involvement in new product development decision making has increased, while involvement in corporate risk planning has fallen. Involvement in M&A remains low, possibly due to lower M&A activity in general.

High-performing procurement organizations have both greater levels of involvement in decision making and in deployment of balanced scorecards, demonstrating the need to maintain focus in these areas. Despite better collaboration between procurement and the rest of the business, we have seen a downward trend in both procurement targets being jointly owned with internal stakeholders and also in the use of customer satisfaction surveys to better understand business needs.

Extent to which procurement plays an active role in strategic decision making



Approaches employed to understand stakeholder requirements



Introduction

Executive summary

Market outlook

Value and collaboration

Talent and leadership

Digital procurement

Action starts here

Industry and regional overviews

About the participants

Acknowledgements

Regional and country contacts

Further insights

Endnotes

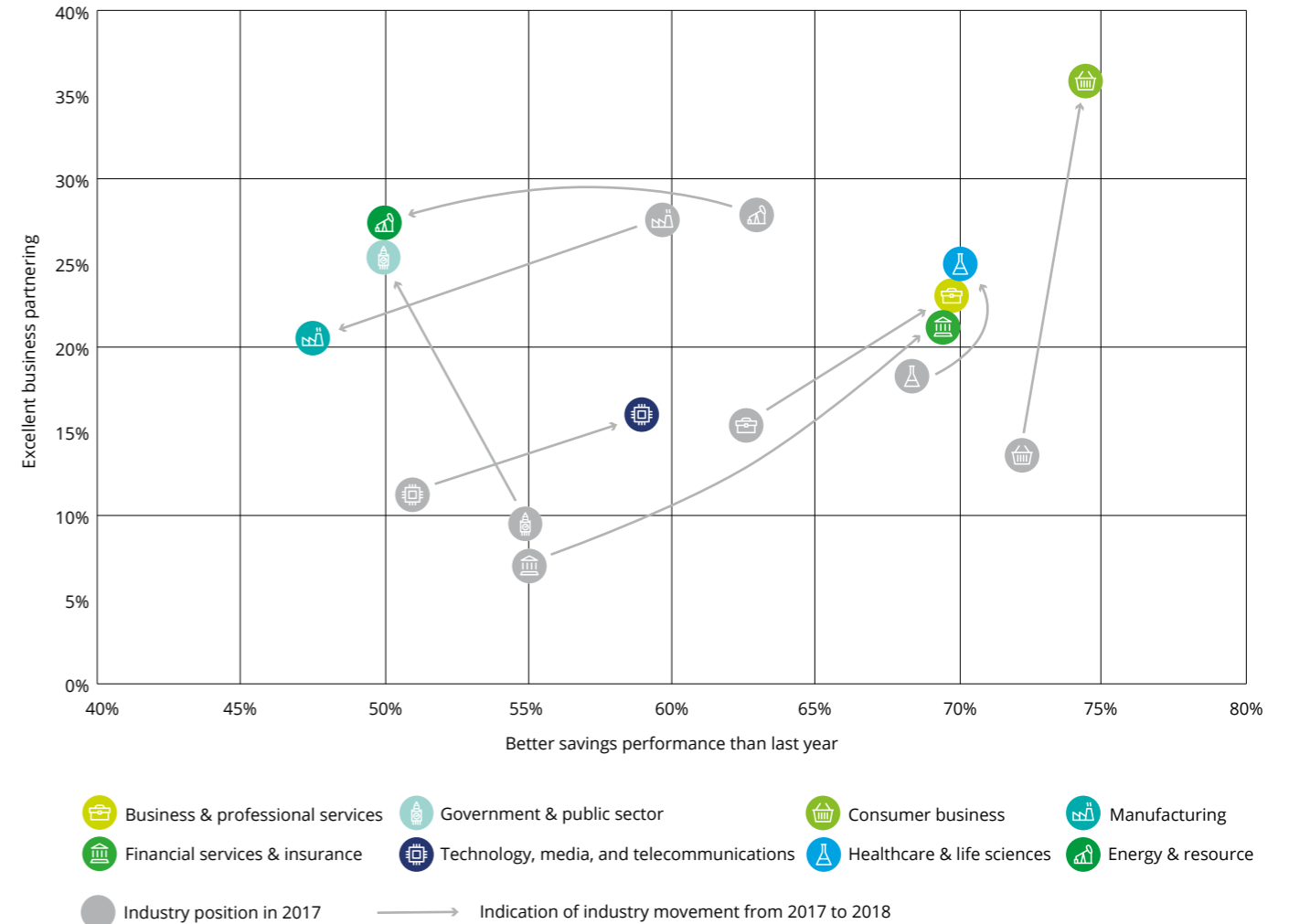
Savings performance improvement year over year has been linked to improvements in business partnering in most sectors, in particular in consumer business. Conversely, in energy and resources and manufacturing, where business partnering dropped, so did savings performance.

Collaboration with suppliers

Supplier collaboration is key to innovation, but over the last few years, fewer procurement leaders seem to have used supplier collaboration as a procurement strategy for delivering greater value. Only 23 percent of procurement leaders in 2018 plan to increase the level of supplier collaboration as a lever to deliver value, a decrease from 26 percent last year and 39 percent in 2016.

Despite this, procurement leaders globally have indicated a desire to focus on collaboration and building partnerships with key suppliers to achieve improved innovation within their organizations, with two-thirds of respondents identifying “generate win-win situations and trust” as a key approach for doing so.

Comparing savings performance to business partnering across industries



- Introduction
- Executive summary
- Market outlook
- Value and collaboration**
- Talent and leadership
- Digital procurement
- Action starts here
- Industry and regional overviews
- About the participants
- Acknowledgements
- Regional and country contacts
- Further insights
- Endnotes

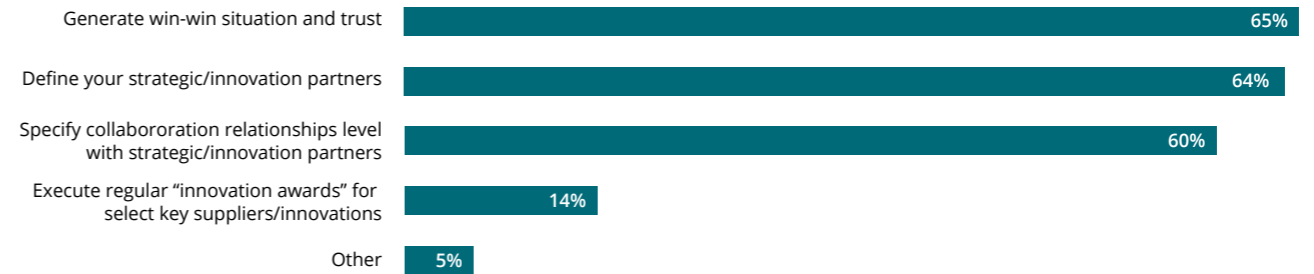


A surprising and somewhat worrying finding from this year's survey is that 65 percent of procurement leaders say they have limited or no visibility beyond their tier 1 suppliers.

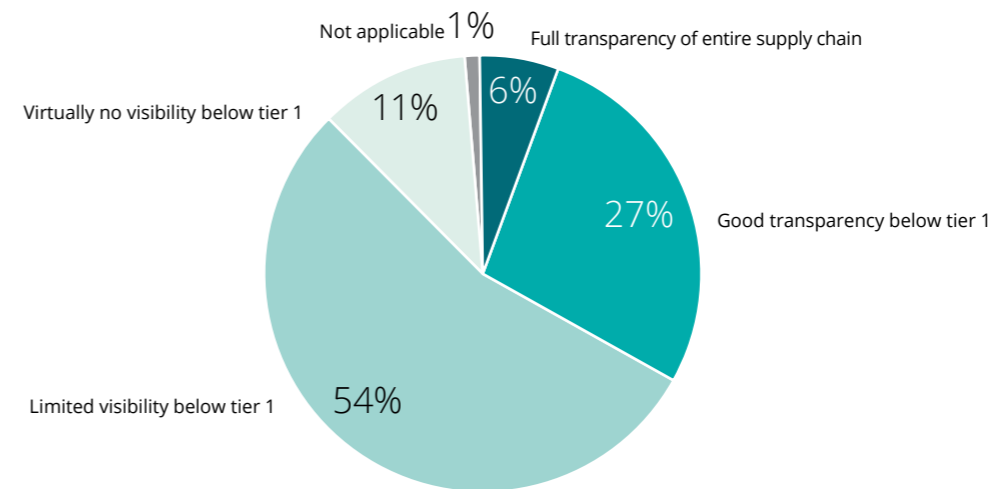
This has major implications for organizations across all industries, particularly for meeting regulatory and corporate social responsibility requirements and for the identification and mitigation of supply chain risks. In addition, greater visibility lends itself to greater innovation and improved total cost of ownership. High performers are two-and-a-half times more likely than their peers to have full supply chain transparency.

We anticipate that the challenges for organizations will be increased in future by the rise of Digital Supply Networks, changing industry dynamics, and the race for talent. Procurement functions will be required to improve their capabilities, not just to achieve cost reduction, but also to manage risk and support product and market innovation.

Main approaches adopted to improve innovation levels and partnering with key / strategic suppliers



Current level of supply chain transparency



- Introduction
- Executive summary
- Market outlook
- Value and collaboration**
- Talent and leadership
- Digital procurement
- Action starts here
- Industry and regional overviews
- About the participants
- Acknowledgements
- Regional and country contacts
- Further insights
- Endnotes

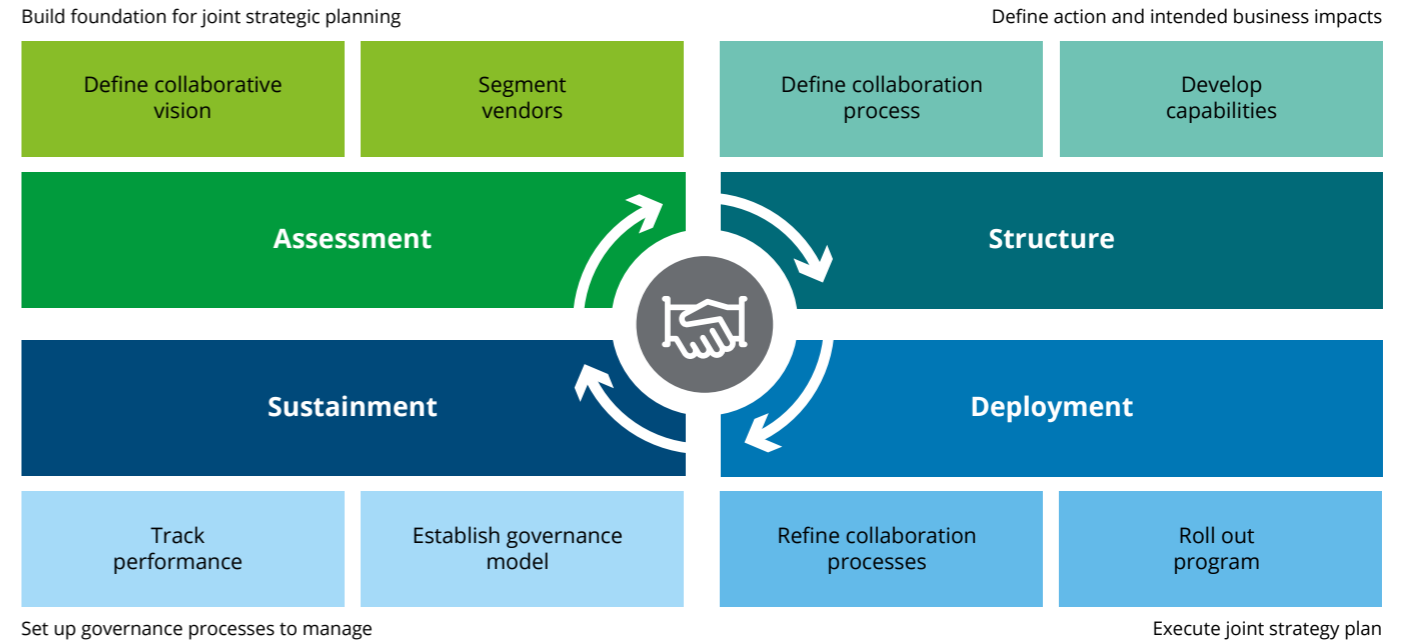
In Deloitte's view, joint strategic planning (JSP)³ is crucial for unlocking value and innovation in businesses and suppliers.

JSP builds on the foundation of existing supplier collaboration programs to enable procurement to provide strategic, innovative, and end-to-end capabilities for the organization. It is based on the concepts of increased transparency, reduced friction, deeper, increased leadership engagement, and adoption of new risk-reward arrangements.

Joint strategic planning helps enable procurement leaders to shift the conversation from tactical to strategic, from transactional to collaborative, and from reactive to proactive.

In an era where businesses are looking at long-term strategies, relationship-powered approaches such as JSP, that have a track record of contributing to sales growth, increased profits, investment generation, and innovation, need to be given greater prominence and form part of the levers used by procurement leaders to unlock value.

Joint strategic planning approach



Introduction

Executive summary

Market outlook

Value and collaboration

Talent and leadership

Digital procurement

Action starts here

Industry and regional overviews

About the participants

Acknowledgements

Regional and country contacts

Further insights

Endnotes

...and finally

“The most satisfying part of my role is aligning well and listening to my customer and internal stakeholders around objectives and expectations, because it is not always a good idea to lead a conversation with “look how much money I can save you.” Working with business stakeholders to define a usable taxonomy and segment suppliers help build a framework for supplier relationship management to help determine the size of the procurement team and prioritization of our efforts.”

David Bondi

SVP-Chief Procurement Officer, Revlon



“Trends shaping the business environment continue to evolve and elevate the procurement function to new levels. The competitive advantage that we can provide has never been more evident. But with this opportunity, we are also challenged to elevate our game. We must cement success in areas such as talent management, category management and customer relationships; and then allow ourselves to evolve to newer strategies such as digitization and advanced supplier management. I believe that the next three to five years will shape this new agenda for the procurement profession.”

Bill Dempsey

Chief Procurement Officer, MolsonCoors



Talent and leadership

Introduction

Executive summary

Market outlook

Value and collaboration

Talent and leadership

Digital procurement

Action starts here

Industry and regional overviews

About the participants

Acknowledgements

Regional and country contacts

Further insights

Endnotes



- Introduction
- Executive summary
- Market outlook
- Value and collaboration
- Talent and leadership**
- Digital procurement
- Action starts here
- Industry and regional overviews
- About the participants
- Acknowledgements
- Regional and country contacts
- Further insights
- Endnotes

A clear imperative for procurement leaders at high performing organizations is to lead the procurement, business, supplier and digital agenda. However, 51 percent of procurement leaders do not believe that they have the capability in their teams to deliver their procurement strategy. They see a need to shift the traditional talent models and practices in procurement and at suppliers, and fill leadership capability gaps that exist in innovation, positive disruption, and digital transformation.

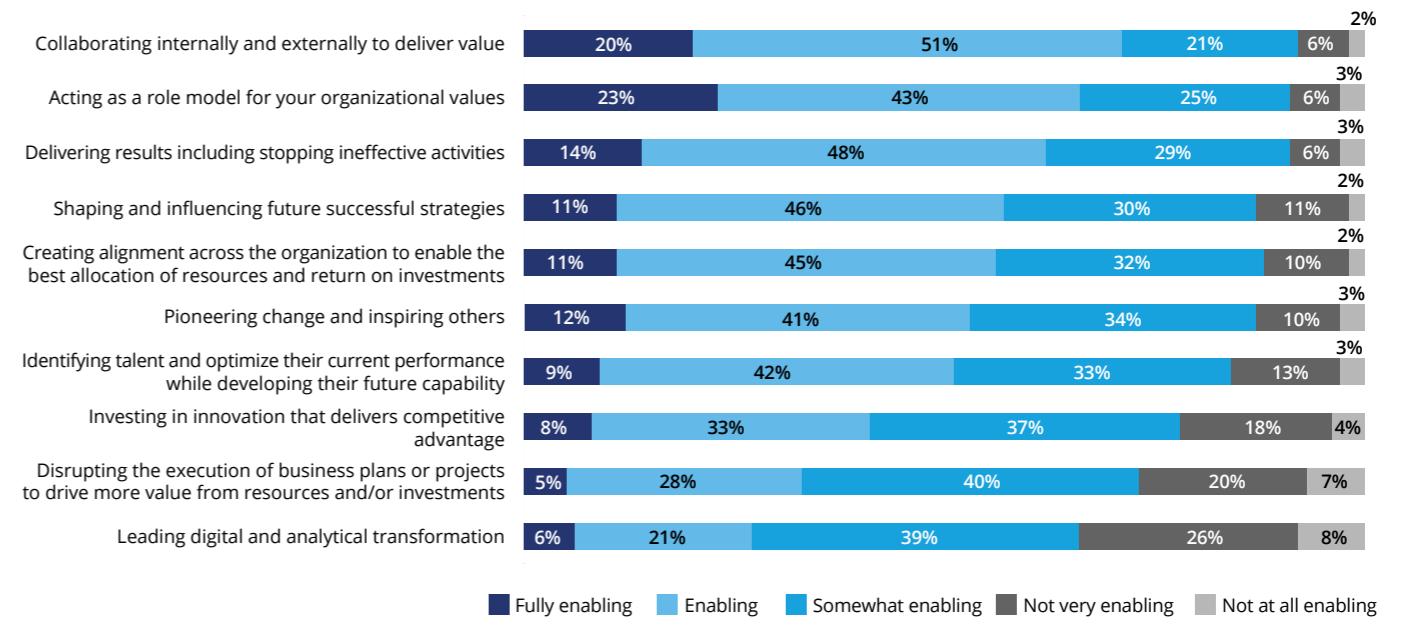
The survey shows:

- Most common leadership traits in procurement are collaborating, acting as a role model and delivering results, and weakest traits are innovation, positive disruption and digital transformation.
- Fifty-two percent of procurement leaders are confident that their key suppliers are equipped to support their organization's growth plans. High performing organizations are twice as likely to believe their organizations are fully equipped to succeed.
- Fifty-one percent of procurement leaders believe that their current teams do not have sufficient levels of skills and capabilities to deliver on their procurement strategy.
- Seventy-two percent of procurement leaders are spending less than 2 percent of their budgets on training, an increase from 66 percent in 2017.
- Nearly three-quarters of procurement leaders have said that their procurement teams possess little or no capability to maximise the use of current and future digital technologies, but only 16 percent of procurement leaders are focusing on enhancing the digital skills of their teams.

Procurement leadership

Across all organizations, the capabilities of procurement leadership are strongest in the three areas of collaboration, acting as a role model, and delivering results. This has a positive impact on development of stronger business and supplier partnerships, and the associated results. Savings delivery performance continues to improve, as does the view among procurement leaders that procurement is an effective business partner, and that they are achieving success with their day-to-day priorities.

Key leadership traits of procurement leaders



- Introduction
- Executive summary
- Market outlook
- Value and collaboration
- Talent and leadership**
- Digital procurement
- Action starts here
- Industry and regional overviews
- About the participants
- Acknowledgements
- Regional and country contacts
- Further insights
- Endnotes



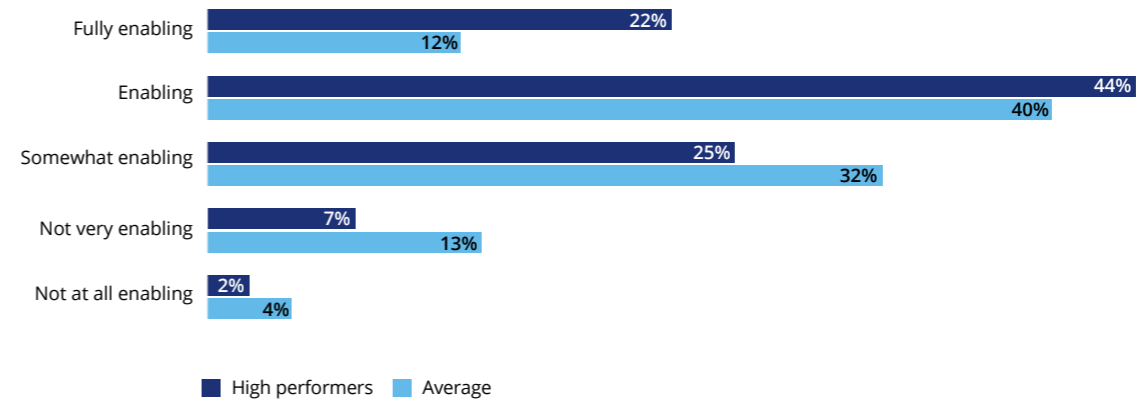
However leadership is weak with regard to investing in innovation, leading digital transformation, and positive disruption. This will have implications for future performance unless addressed with new leaders or through accelerated capability development, and there is a risk of the procurement function being “left behind.”

Leaders in high-performing organizations score considerably better across the leadership traits than their peers in other organizations. This emphasizes the importance of having strong functional leaders in procurement to drive higher performance, both internally and with suppliers.

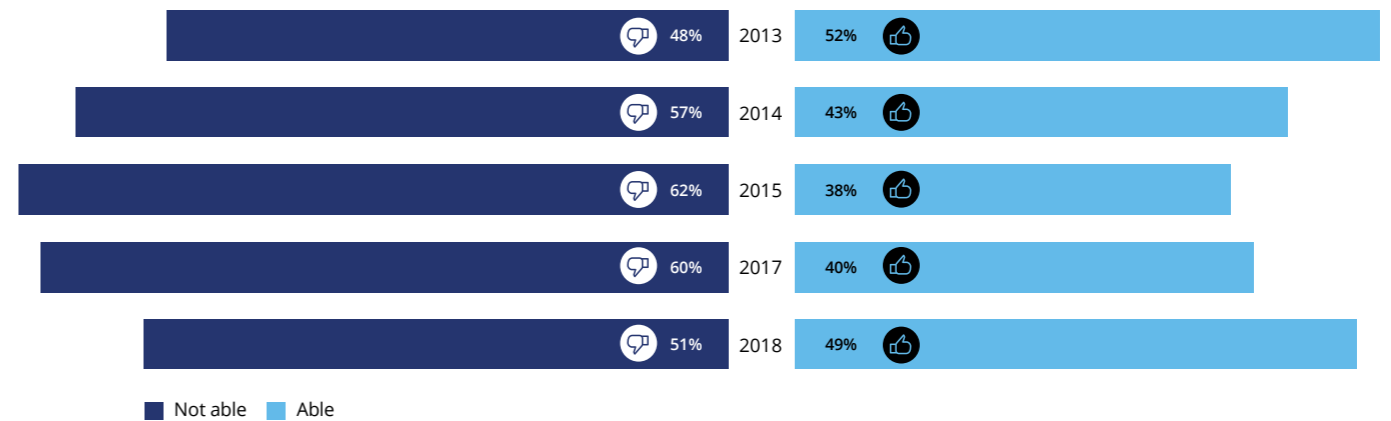
Talent development

Only 49 percent of procurement leaders believe that their current teams have sufficient levels of skills and capabilities to deliver their procurement strategy. Remarkably, this is the highest level of confidence shown by procurement leaders in their teams since 2013, but it is still very low.

Extent to which procurement leaders are enabling their organizations or suppliers



Perceived level of ability within current teams to deliver procurement strategies



- Introduction
- Executive summary
- Market outlook
- Value and collaboration
- Talent and leadership**
- Digital procurement
- Action starts here
- Industry and regional overviews
- About the participants
- Acknowledgements
- Regional and country contacts
- Further insights
- Endnotes

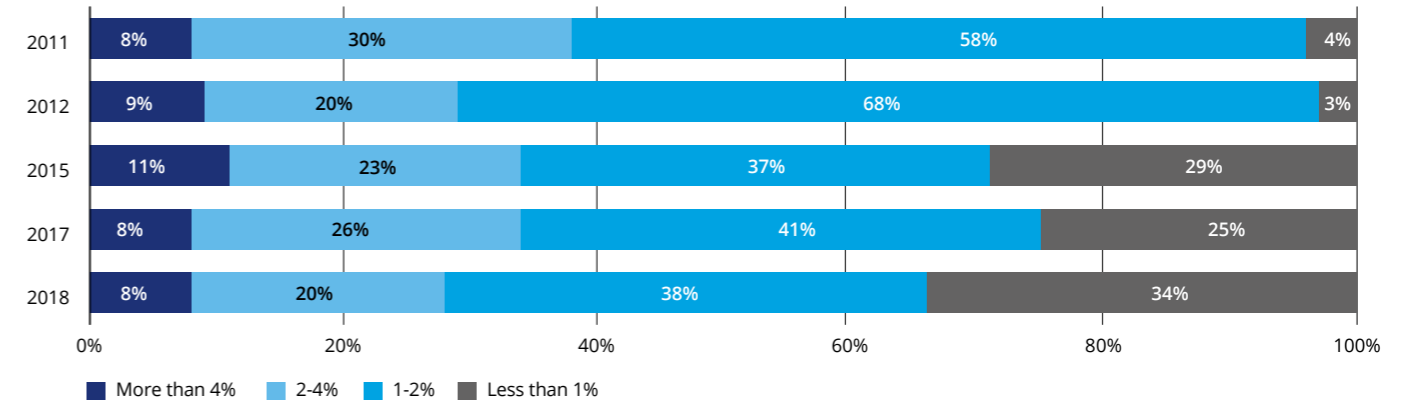


Spending on talent development has also fallen, with 72 percent of procurement leaders spending less than two percent of their operating budgets on training and development programs for their teams, compared to 66 percent last year.

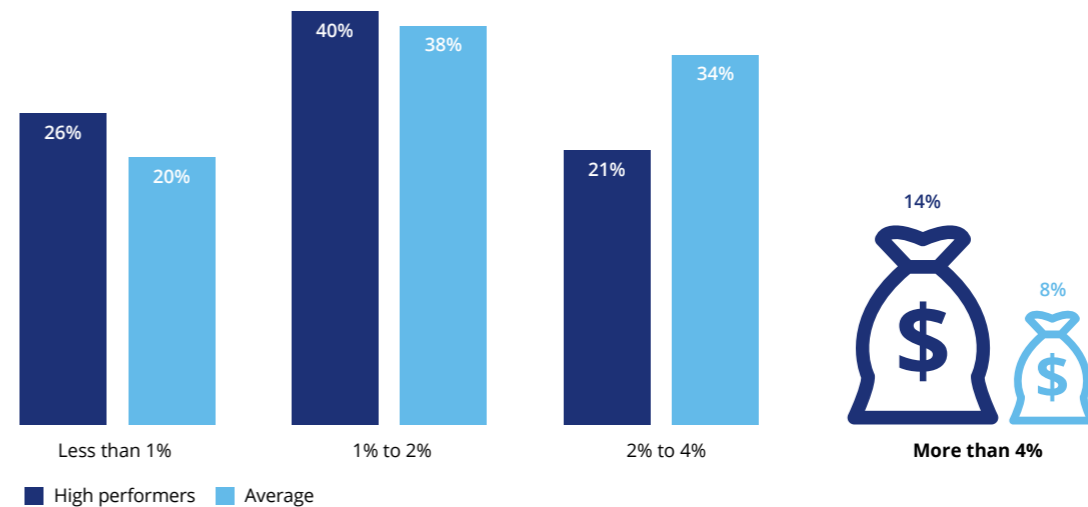
Survey results for recruiting and training talent also paint a less optimistic picture. While sources of talent recruitment remained broadly unchanged since last year, 47 percent of procurement leaders found it more difficult to attract talent in the last 12 months.

Again, analysis shows that organizations performing at a higher level tend to spend more on training for their procurement teams than their peers in other organizations, with almost twice as many spending more than 4 percent of their overall budgets.

Percentage spend on training procurement



Percentage of budget spent on training procurement talent – high performers vs average



- Introduction
- Executive summary
- Market outlook
- Value and collaboration
- Talent and leadership**
- Digital procurement
- Action starts here
- Industry and regional overviews
- About the participants
- Acknowledgements
- Regional and country contacts
- Further insights
- Endnotes



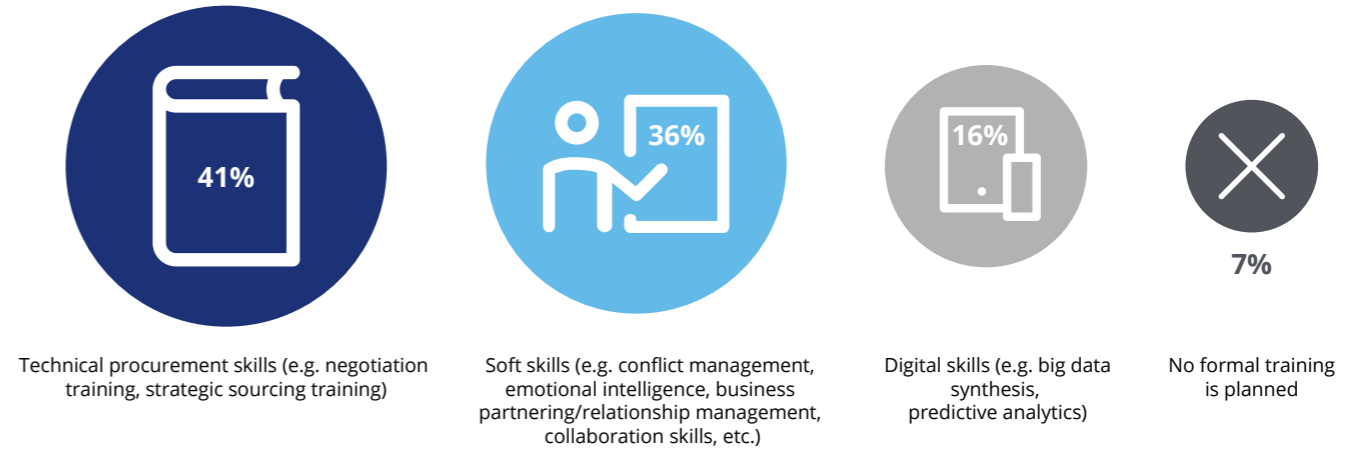
Only 16 percent of procurement leaders are focusing on developing digital skills within their teams, despite the fact that 72 percent indicated that procurement staff possess only some or no capability to maximize use of digital technologies.

Another disappointing finding is the lack of a clear talent development strategy, with a significant reduction year over year in the use of procurement academies and/or a procurement training curriculum, and lower levels of engagement in placements within the rest of the business.

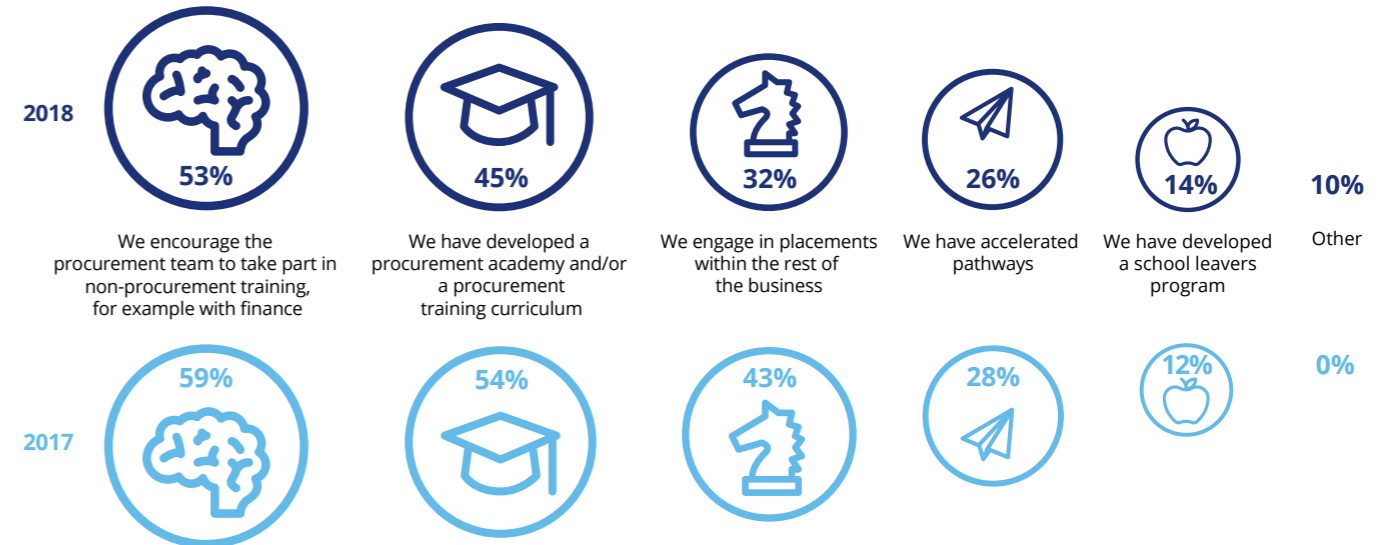
Levels of procurement outsourcing have dropped to 10 percent, which is the lowest level we have seen over the last five years.

Overall, these findings raise the question of whether global procurement leaders are investing adequately in their people and in the right development areas. The survey responses indicate that is not the case and that a positive shift may be required.

Area of training focus planned for 2018



Talent development strategies



- Introduction
- Executive summary
- Market outlook
- Value and collaboration
- Talent and leadership**
- Digital procurement
- Action starts here
- Industry and regional overviews
- About the participants
- Acknowledgements
- Regional and country contacts
- Further insights
- Endnotes



Supplier leadership

Only 52 percent of our respondents believe that leaders at their key/strategic suppliers are equipped to help the procurement leaders organization succeed.

High-performing organization are twice as likely to believe their suppliers are fully equipped to succeed.

This positive correlation reinforces the necessity for procurement to focus on the development of leadership at suppliers as a priority to achieve improved performance.

Without strong leadership at suppliers, it is clear that target supplier performance levels become more difficult to achieve.

A Deloitte study on digitally maturing organizations shows that to become “talent magnets,” and develop and retain talent, leaders of digitally maturing organizations are focusing on the creation of an environment in which employees are eager to learn and develop continuously by gaining and embracing digital experiences. An increasing number of organizations are encouraging employees to participate in platforms and communities where they can share ideas and learn new skills from experts in other organizations. From a procurement perspective, these platforms and communities include key strategic suppliers to help drive innovation and joint strategic partnerships.

Extent to which leaders at key suppliers are equipped to help the organization succeed



Introduction

Executive summary

Market outlook

Value and collaboration

Talent and leadership

Digital procurement

Action starts here

Industry and regional overviews

About the participants

Acknowledgements

Regional and country contacts

Further insights

Endnotes

Lucy Harding: Odgers Berndston point of view

The war for talent is ongoing. The survey results show that demand for forward-thinking, innovative, and business-minded procurement experts at all levels continues to outstrip supply, and this situation will not change in the foreseeable future.

Clearly, the market for talent is extremely competitive and only those organizations with a compelling, strategic and business-centric procurement story to tell will attract and retain the best procurement minds. Likewise, people work for people; and strong leadership and a commitment to developing talent and growing individual careers creates loyalty and is key to attracting talent. It is encouraging that the 2018 survey shows that procurement leaders' confidence in their teams to deliver their objectives continues to improve. The low levels of investment in training and declining participation in talent development strategies remain a concern, suggesting that this optimism may not be sustainable in the future.

From a digital perspective, the emerging technologies are exciting and if deployed successfully can bring huge advantages to procurement. However, technology is an enabler, and is not the panacea for all the challenges faced by the function: leaders still need to invest heavily in people. They need to understand not only the technology but also how to deploy it, draw conclusions from the data, and implement new strategies for the tangible benefit of the organization. It remains a critical requirement to develop leadership skills and strategic thinking, and also an ability to engage with broader business leaders and teams, and inspire suppliers to work with you. We must not lose sight of this as the "rise of the robots" progresses.

It is increasingly important, to attract talent, for organizations to be seen to move in the digital space. If a business is investing in the latest technologies, this indicates that it is up to date with the latest thinking. This attracts people who consider that their career will benefit if they are exposed to innovations in technology. Top talent, especially those in the millennial generation, will not choose to work in an organization that is significantly behind the latest trends and technologies.

In summary, talent remains a concern for many organizations and should be a critical focus for procurement leadership as the demands of businesses continue to grow and the bar is continuously raised.

Focus on investing in your teams and in technology, and spend time to build trust with your suppliers to harness their talent, too – since we don't have enough to go round.



Lucy Harding
Partner and Global Head of
Practice, Procurement and
Supply Chain,
Odgers Berndston



Introduction

Executive summary

Market outlook

Value and collaboration

Talent and leadership

Digital procurement

Action starts here

Industry and regional overviews

About the participants

Acknowledgements

Regional and country contacts

Further insights

Endnotes

...and finally

“In any transformation or leadership of procurement led change I have learned that I always need to understand the 3 Ps; people, processes, and how to develop a program of change. The latter two always appear the most difficult to achieve yet it is the people that will make the difference. Select well, technical skills can be learned but above all build a resilient team with diverse personalities and have fun along the way.”

Patrick Dunne

Director of Group Procurement & Cost Base Transformation, Sainsbury's



Digital procurement

Introduction

Executive summary

Market outlook

Value and collaboration

Talent and leadership

Digital procurement

Action starts here

Industry and regional overviews

About the participants

Acknowledgements

Regional and country contacts

Further insights

Endnotes



- Introduction
- Executive summary
- Market outlook
- Value and collaboration
- Talent and leadership
- Digital procurement**
- Action starts here
- Industry and regional overviews
- About the participants
- Acknowledgements
- Regional and country contacts
- Further insights
- Endnotes



Despite recognizing digital technologies, their impact and imminent uses, few organizations appear to be progressing at the rate that their C-suite executives consider necessary for achieving overall goals. Indeed, in the majority of areas, the level of impact has declined and the forecast application of new technologies is low.

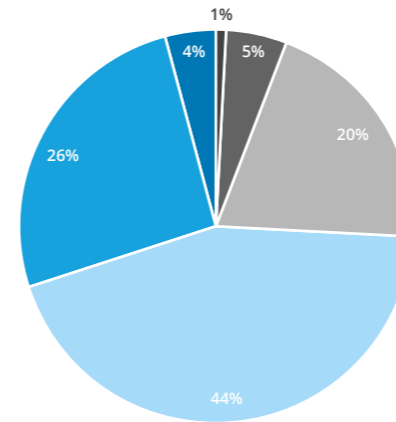
The survey shows:

- Seventeen percent of procurement leaders do not have a digital procurement strategy, and of those that do, less than one-third believe that their strategy will enable procurement to deliver significantly on its objectives and improve enterprise value.
- The rate of digital technology adoption among organizations is highest in the transactional purchase to pay (P2P) process, followed by sourcing and tactical buying.
- Analytics will have the most impact on procurement in the next two years.
- Analytics are being used for cost optimization (50 percent), process improvement (48 percent) and management reporting (45 percent).
- Only 3 percent of procurement leaders believe their staff possess all the skills required to maximize use of digital capabilities.

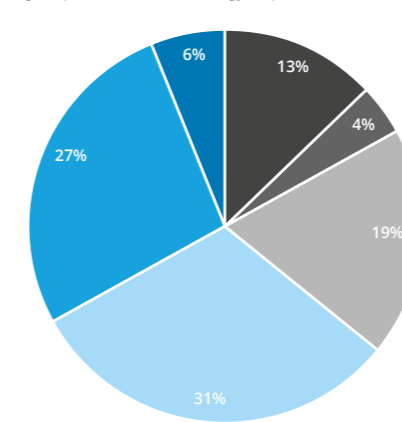
Digitalization

The level and speed of digitalization across procurement functions is lower than expected and needed. Only 4 percent of procurement leaders believe that procurement has a big influence in delivering their organization's overall digital strategy and only 6 percent of the procurement leaders in the survey believe that their digital procurement strategy will help them to fully deliver on their objectives and improve enterprise value. Only 18 percent of procurement leaders have a digital procurement strategy supported by a complete business case.

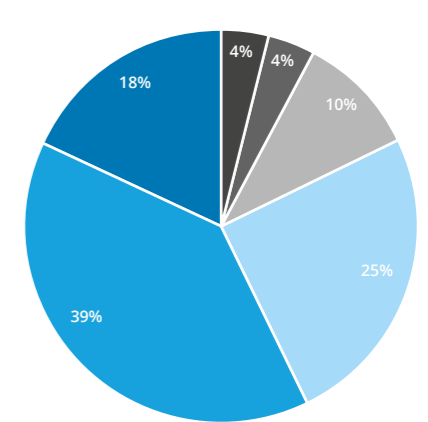
Enterprise digital impact



Digital procurement strategy impact



Business case completed



■ Completely ■ To a large extent ■ To some extent ■ To a small extent ■ Not at all ■ Not applicable

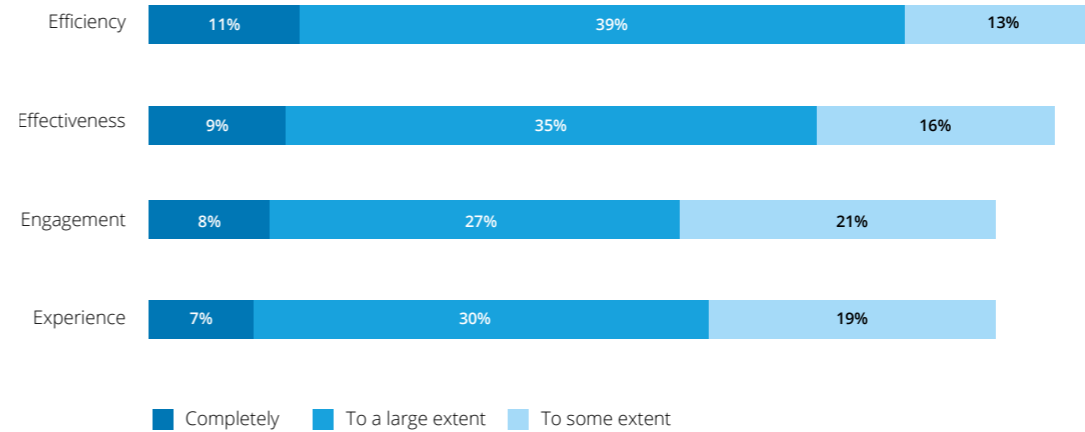
- Introduction
- Executive summary
- Market outlook
- Value and collaboration
- Talent and leadership
- Digital procurement**
- Action starts here
- Industry and regional overviews
- About the participants
- Acknowledgements
- Regional and country contacts
- Further insights
- Endnotes

The impact of a digital procurement strategy can be measured by the extent to which the key objectives of efficiency, effectiveness, engagement, and experience are incorporated in the digital procurement strategy, and the level of success in implementing them.

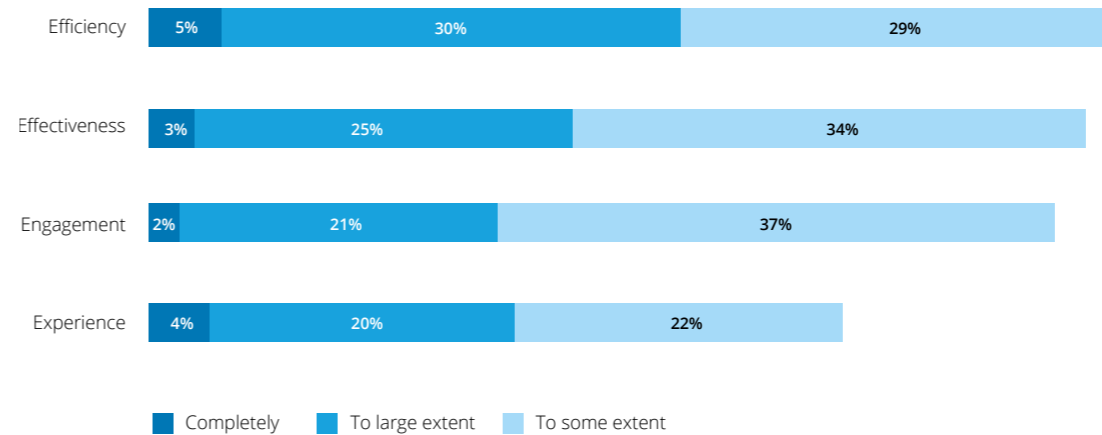
Impact of digital strategy

Responses to our survey suggest that overall the level of incorporation of these objectives in the digital strategy is low and achievement is unsatisfactory. This may suggest that in order to see the real impact of digital transformation and benefit from it, procurement leaders need to review and refine their digital vision and strategy, to make it more action-oriented, agile, and saleable. In addition, procurement leaders should increase the focus on engagement and experience.

Extent to which key objectives are incorporated in digital strategy



Level of success in implementing key objectives



- Introduction
- Executive summary
- Market outlook
- Value and collaboration
- Talent and leadership
- Digital procurement**
- Action starts here
- Industry and regional overviews
- About the participants
- Acknowledgements
- Regional and country contacts
- Further insights
- Endnotes

Digital technology adoption

With rapid advancements in digital technologies, many organizations are shifting their focus towards understanding current and future digital innovations and their application in their own businesses.

Deloitte's view is that applying digital technologies to the procurement function will enable strategic sourcing to become more predictive, transactional procurement to become more automated, supplier management to become more proactive, and procurement operations to become more intelligent.

Procurement leaders globally have embarked on the digital transformation journey, with nearly one-quarter starting with the payment and requisitioning/ordering processes. Supplier risk management and supplier management are the least digitized processes.

Impact of digital technologies

Source to contract becomes predictive

Imagine...

- Managing spend in real time
- Predicting demand with artificial intelligence
- Knowing total cost for commodities
- Predicting sources of future supply

Purchase to pay becomes automated

Imagine...

- Automatically sensing material demand and requisitioning delivery
- Eliminating repetitive processing
- Triggering payments in real time
- Exchanging goods through decentralized ledgers

Supplier management becomes proactive

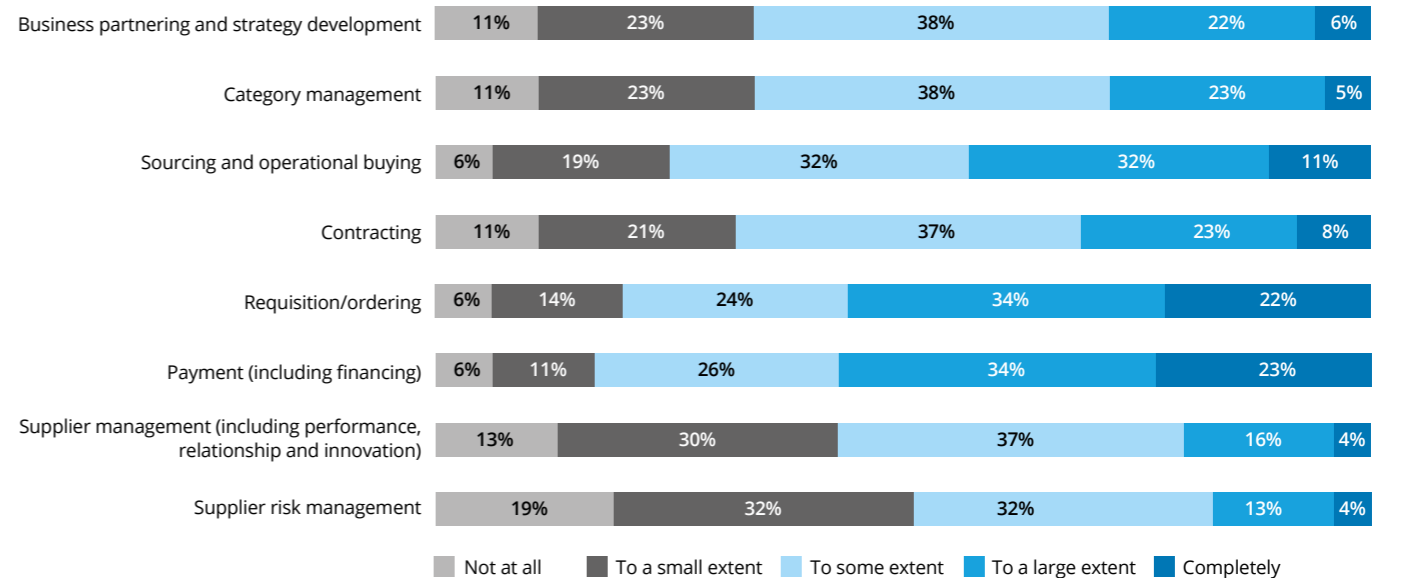
Imagine...

- Monitoring risk in real time
- Conducting supplier visits utilizing augmented reality
- Performing supplier audits through crowd sourcing
- Monitoring sustainability using automated reporting/vizualization

Procurement operations become intelligent

- Social media platforms are leveraged to connect employees and suppliers
- Procurement platforms, ecosystems and networks are created
- Supplier and workforce requirements are analyzed to ensure workforce is optimally utilized

The degree to which digital technologies are being used to enable processes



- Introduction
- Executive summary
- Market outlook
- Value and collaboration
- Talent and leadership
- Digital procurement**
- Action starts here
- Industry and regional overviews
- About the participants
- Acknowledgements
- Regional and country contacts
- Further insights
- Endnotes

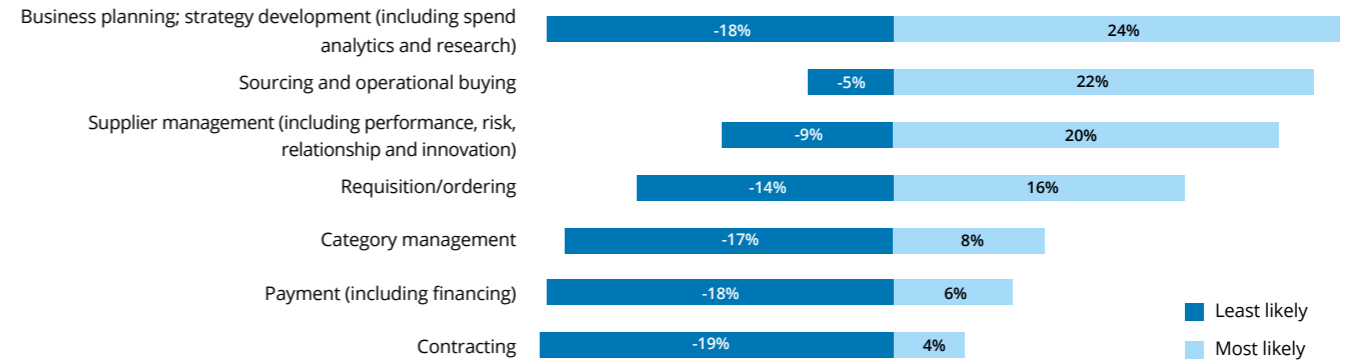


Sixty-six percent of procurement leaders predict that supplier management (including performance, risk, relationship, and innovation), sourcing and operational buying, and business planning and strategy development (including spend analytics and research) will undergo the biggest changes due to digital technology over the next five years. Having said that, 18 percent of procurement leaders also indicated that business planning and strategy development (including spend analytics and research) is the least likely to change.

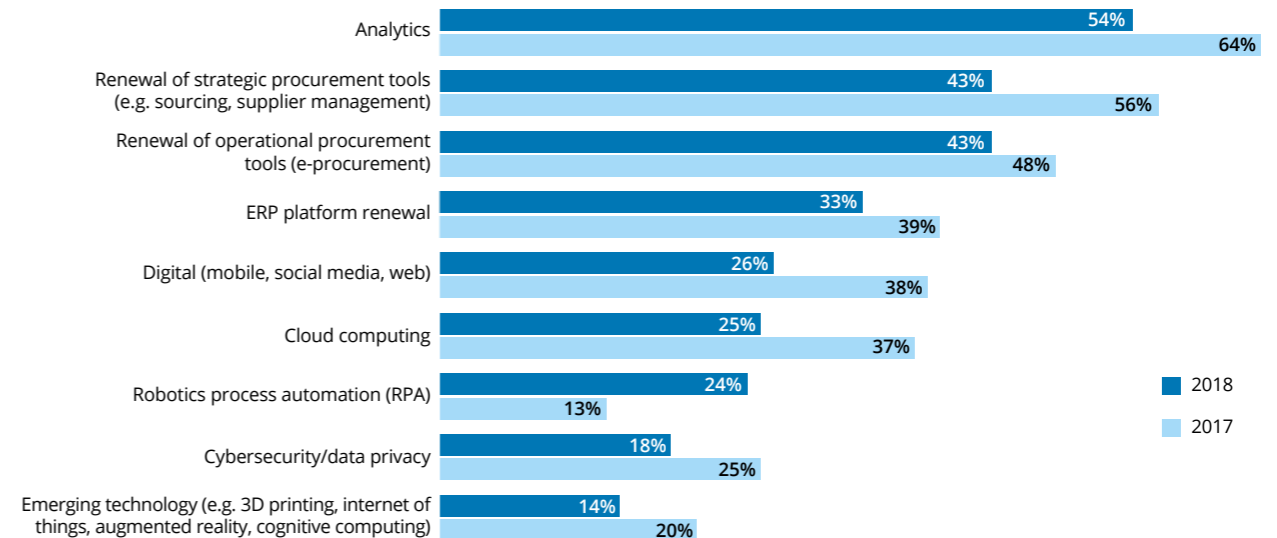
As in 2017, analytics, renewal of strategic procurement tools (e.g. sourcing and supplier management) and renewal of operational procurement tools (e.g. requisition/ordering and payment) will have the highest impact on business over the next two years.

There has been a reduction in the level of impact across all areas except for the perceived impact of robotic process automation (RPA) which has nearly doubled. This increased focus on RPA is likely to be linked to ROI and scaling of RPA application.

Aspects of the procurement process expected to be most significantly impacted by technology in the next 5 years



Technology areas with most impact on business in the next two years



- Introduction
- Executive summary
- Market outlook
- Value and collaboration
- Talent and leadership
- Digital procurement**
- Action starts here
- Industry and regional overviews
- About the participants
- Acknowledgements
- Regional and country contacts
- Further insights
- Endnotes



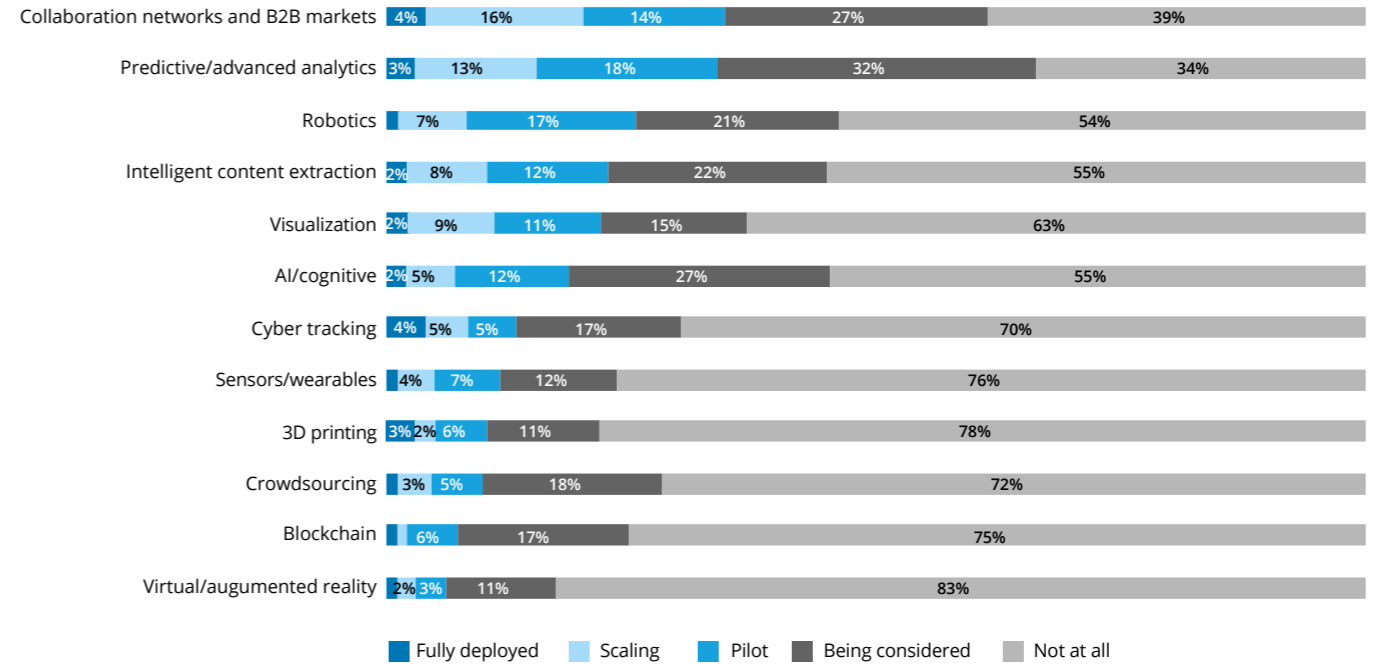
Procurement leaders have indicated that the top three technologies currently being used are collaboration networks and B2B markets, predictive/advanced analytics, and visualization. However, there are significant numbers of procurement leaders that are not considering or applying new technologies at all, i.e. 66 to 94 percent across all technologies. This adoption rate is also notably lower than the application of new technologies across other functions.⁵

Data transparency is a key outcome of digital transformation. Digital procurement solutions enable better data-driven insights through analysis of previously unavailable data, leading to more effective use of resources, efficient operations, and better-informed decision making.

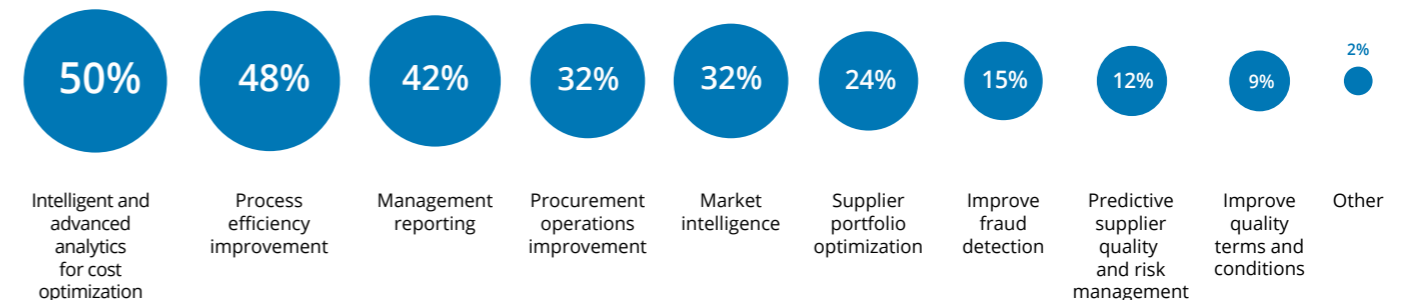
Procurement leaders globally recognize the power of better data-driven insights: 50 percent of respondents indicated that they are proactively leveraging intelligent and advanced analytics for cost optimization, and 48 percent process efficiency improvement (although both these percentages are lower than last year).

There is also a strong focus on using analytics for management reporting and procurement operations improvement, reinforcing the procurement efficiency objectives.

Extent to which the following technologies currently used in procurement



Main purposes for leveraging data analytics



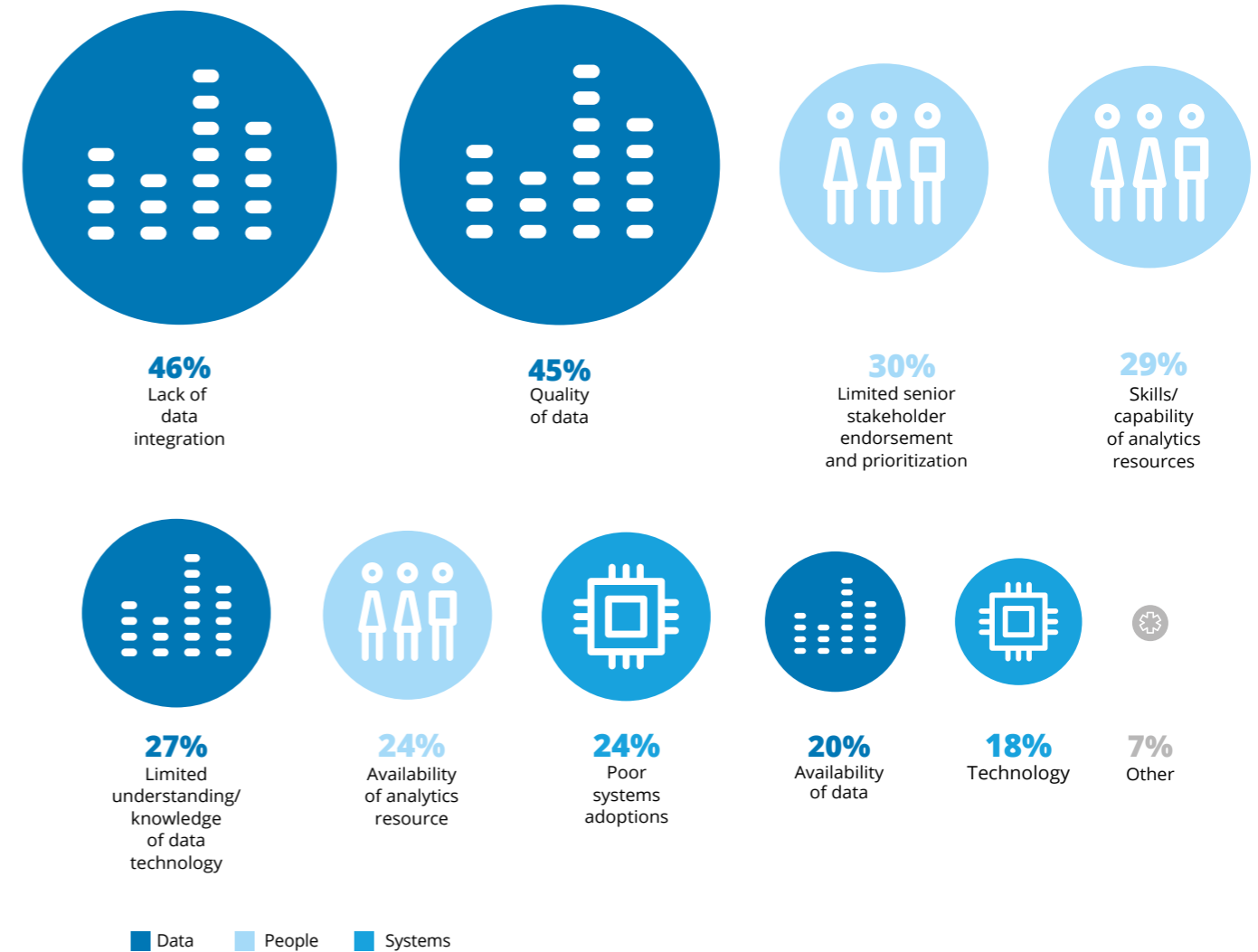
- Introduction
- Executive summary
- Market outlook
- Value and collaboration
- Talent and leadership
- Digital procurement**
- Action starts here
- Industry and regional overviews
- About the participants
- Acknowledgements
- Regional and country contacts
- Further insights
- Endnotes



Over 45 percent of procurement leaders believe lack of integration and poor quality data are key barriers to the effective application of digital technology in procurement, and the problem is accentuated by a reduction in stakeholder endorsement and prioritization.

Although there are challenges and barriers to the application and adoption of technology, some organizations are scaling their digital plans. Digitally maturing organizations are often better at planning a long-term digital strategy, investing adequately, attracting talent and developing a digital culture. Additionally, it is critical to implement digital strategy in an agile manner and scale small experiments into enterprise-wide initiatives. Lastly, leadership is another key success factor, where leaders have a vision and a willingness to commit resources to execute their digital strategy.⁴

Main barriers to the effective application of digital technology in procurement



Introduction

Executive summary

Market outlook

Value and collaboration

Talent and leadership

Digital procurement

Action starts here

Industry and regional overviews

About the participants

Acknowledgements

Regional and country contacts

Further insights

Endnotes

...and finally

“Digitization is a key topic for firms in all industry settings in the years to come. Procurement needs to take an active role in shaping the digital journey both within the firm and at the interface to the key suppliers. This will strengthen the role of the procurement function as a valued business partner.”

Mag. Brigitte Schuessler,
Chief Procurement Officer, OEBB-Holding AG



- Introduction
- Executive summary
- Market outlook
- Value and collaboration
- Talent and leadership
- Digital procurement
- Action starts here**
- Industry and regional overviews
- About the participants
- Acknowledgements
- Regional and country contacts
- Further insights
- Endnotes

Action starts here

We have proposed a number of actions for leaders to consider and weave into their future and current strategic plans.



Market outlook

1. Adopt a flexible, risk-adjusted approach to supply chain management
2. Significantly strengthen business partnerships and involvement in strategic decision making
3. Introduce more channels for supplier and procurement innovation



Value and collaboration

4. Understand and deliver on executive objectives
5. Improve supplier and business collaboration through joint strategic planning approach
6. Work with strategic suppliers to build a more secure and transparent supply chain
7. Continue to develop and further align procurement balanced scorecards to business objectives



Talent and leadership

8. Develop and implement a talent strategy and plan
9. Accelerate development of leadership in procurement and at suppliers
10. Invest in training and new skill development
11. Establish or join collaboration networks with suppliers and other subject matter experts



Digital procurement

12. Develop a dynamic, bi-modal digital procurement vision, strategy, and plan
13. Deliver digital transformation in an agile way
14. Commit resources for technology adoption
15. Digitalize processes that accentuate the organizational objectives
16. Accelerate analytics and RPA capabilities



Introduction

Executive summary

Market outlook

Value and collaboration

Talent and leadership

Digital procurement

Action starts here

Industry and regional overviews

About the participants

Acknowledgements

Regional and country contacts

Further insights

Endnotes

Industry and regional overviews



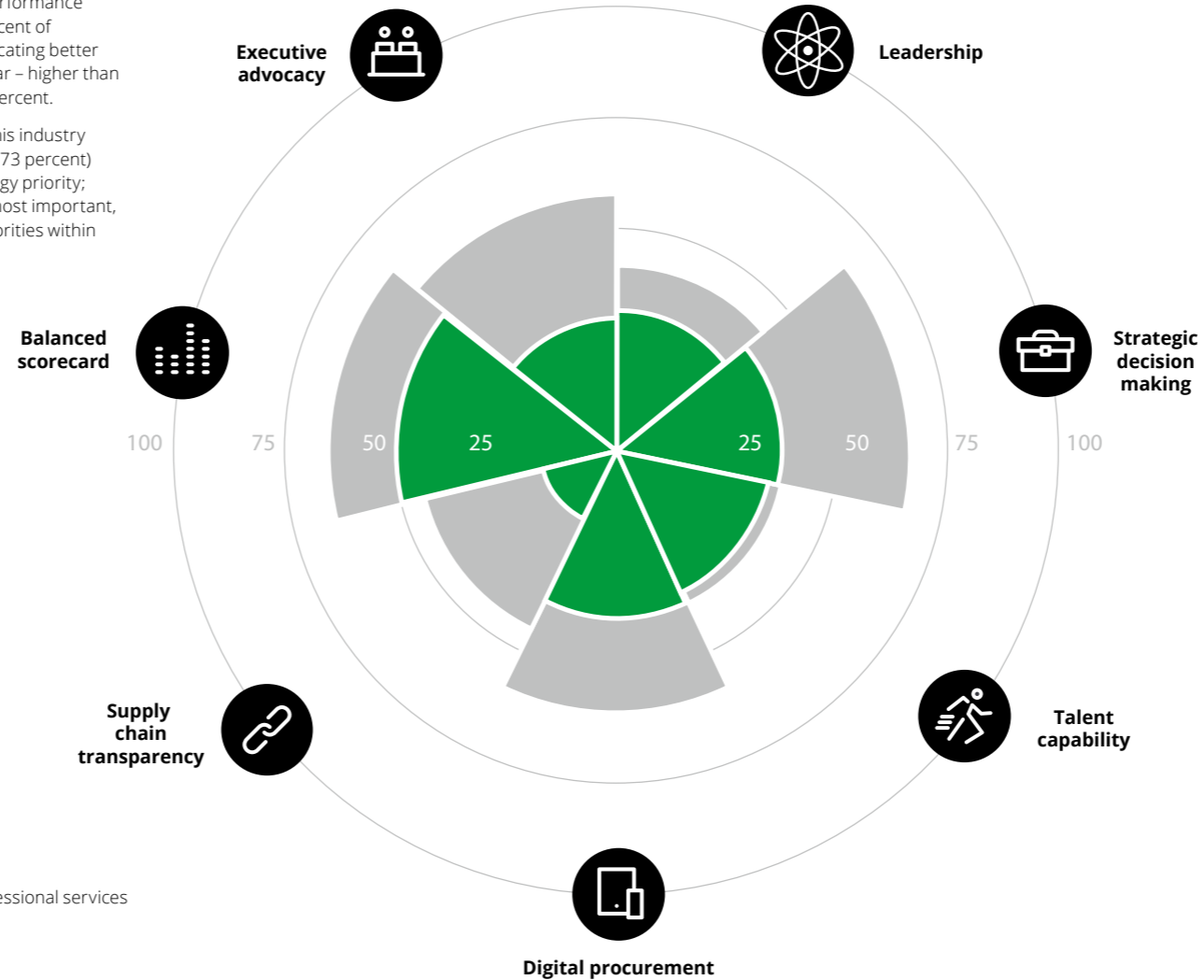
Industry – Business and professional services

Forty-nine respondents

Market outlook

Year-over-year savings performance has improved with 70 percent of procurement leaders indicating better performance than last year – higher than the global average of 61 percent.

Procurement leaders in this industry identified reducing costs (73 percent) as the top business strategy priority; last year, it was the fifth-most important, indicating a change of priorities within this industry.



▲ Business and professional services
▲ High performer

Value and collaboration

- Twenty-three percent of procurement leaders believe the effectiveness of their procurement function as a business partner is “excellent”.
- However, a greater proportion in business and professional services (12 percent compared to 6 percent across all respondents) see the effectiveness as poor, indicating that this is an area for improvement.
- Fewer procurement leaders feel they have a high level of support from executives than last year (30 percent in 2018, compared to 35 percent in 2017).
- Only 20 percent of procurement leaders have said that they have good or full transparency below tier 1 suppliers.

Talent and leadership

- Forty-seven percent of procurement leaders believe their teams have the necessary skills to deliver on their procurement strategy; a dramatic increase from last year’s 29 percent.
- Fifty-three percent of procurement leaders are focusing on technical procurement skills in this industry as compared to the global average of 41 percent.

Digital procurement

- Twenty-five percent of procurement leaders believe that their digital procurement strategy helps procurement deliver on its objectives and improve enterprise value. In contrast, 22 percent procurement leaders have no approved digital strategy in place.
- Procurement leaders in the business and professional services industry rate quality of data as the greatest barrier to implementing digital technology, ahead of lack of data integration.

Introduction

Executive summary

Market outlook

Value and collaboration

Talent and leadership

Digital procurement

Action starts here

Industry and regional overviews

About the participants

Acknowledgements

Regional and country contacts

Further insights

Endnotes



Introduction

Executive summary

Market outlook

Value and collaboration

Talent and leadership

Digital procurement

Action starts here

Industry and regional overviews

About the participants

Acknowledgements

Regional and country contacts

Further insights

Endnotes

Industry – Consumer business

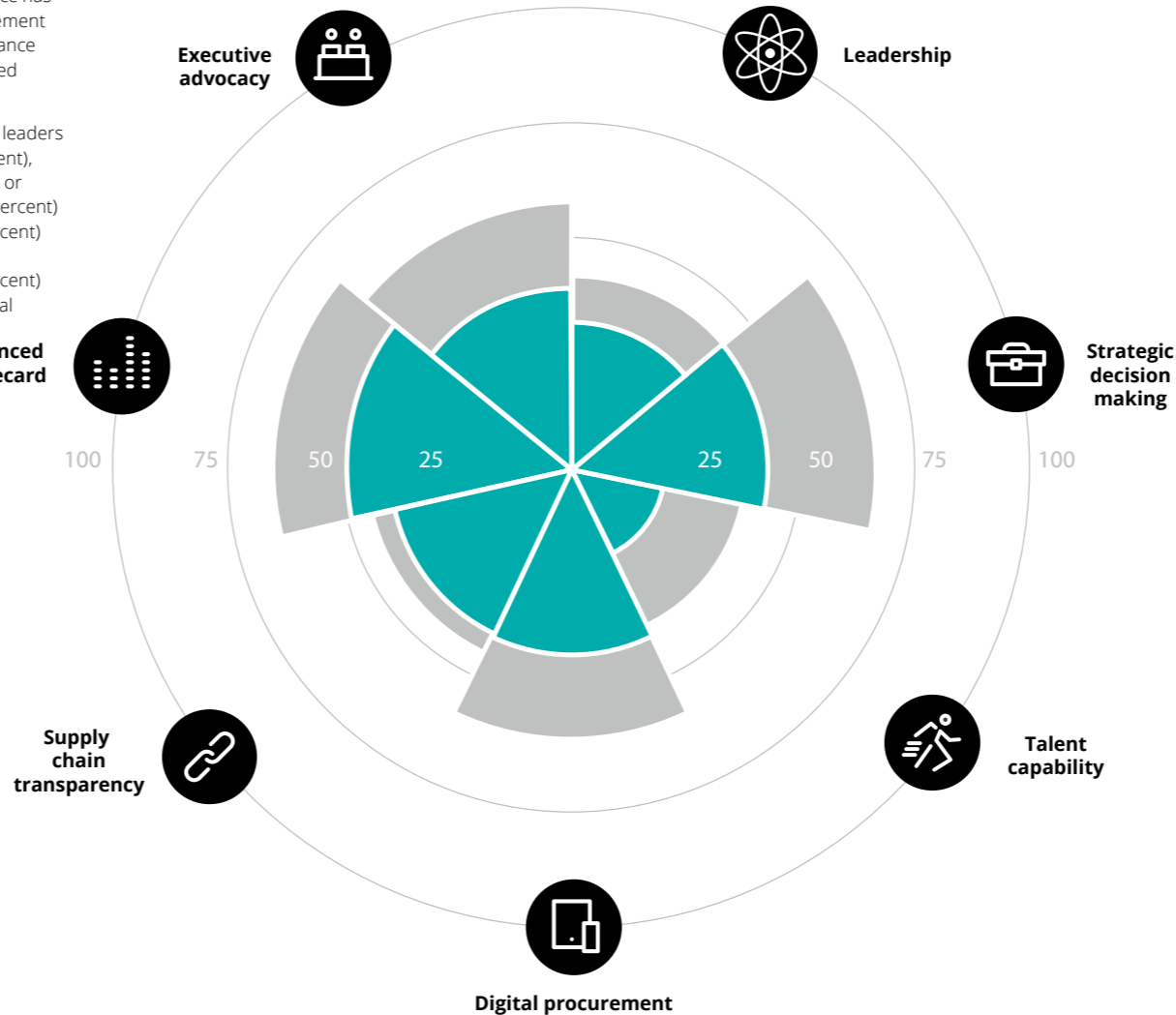
Eighty-six respondents

Market outlook

Year-over-year savings performance has improved with 74 percent procurement leaders indicating better performance than in the previous year, compared to 61 percent in 2017.

Consumer business procurement leaders identified reducing costs (75 percent), introducing new product/services or expanding into new markets (67 percent) and expanding organically (60 percent) as their top three priorities. The priority for managing risks (42 percent) is significantly lower than the global result of 54 percent.

Balanced scorecard



Consumer business

High performer

Value and collaboration

- Thirty-six percent of procurement leaders believe that their procurement function is highly effective, and that procurement is highly regarded internally and seen as a key business partner contributing significant strategic value – significantly higher than the overall response of 24 percent.
- Thirty-seven percent of procurement leaders feel they have a high level of support from executives: this is lower compared to last year when 44 percent of procurement leaders in consumer business felt their executives were very supportive.
- Thirty-nine percent of procurement leaders said that they have “good” or “full” transparency below tier 1 suppliers. This is higher than the global average of 34 percent.

Talent and leadership

- Fifty-six percent of procurement leaders believe their teams have the necessary skills to deliver on their procurement strategy. This is a huge improvement when compared to last year’s global average of 40 percent.

Digital procurement

- Only 18 percent of procurement leaders believe that their digital procurement strategy helps procurement deliver on its objectives and improve enterprise value. 15 percent of procurement leaders have no approved digital strategy in place.
- More procurement leaders in this industry see analytics as a technology with a major impact (66 percent compared to the overall survey response of 54 percent).



- Introduction
- Executive summary
- Market outlook
- Value and collaboration
- Talent and leadership
- Digital procurement
- Action starts here
- Industry and regional overviews**
- About the participants
- Acknowledgements
- Regional and country contacts
- Further insights
- Endnotes



Industry – Energy and resources

Sixty respondents

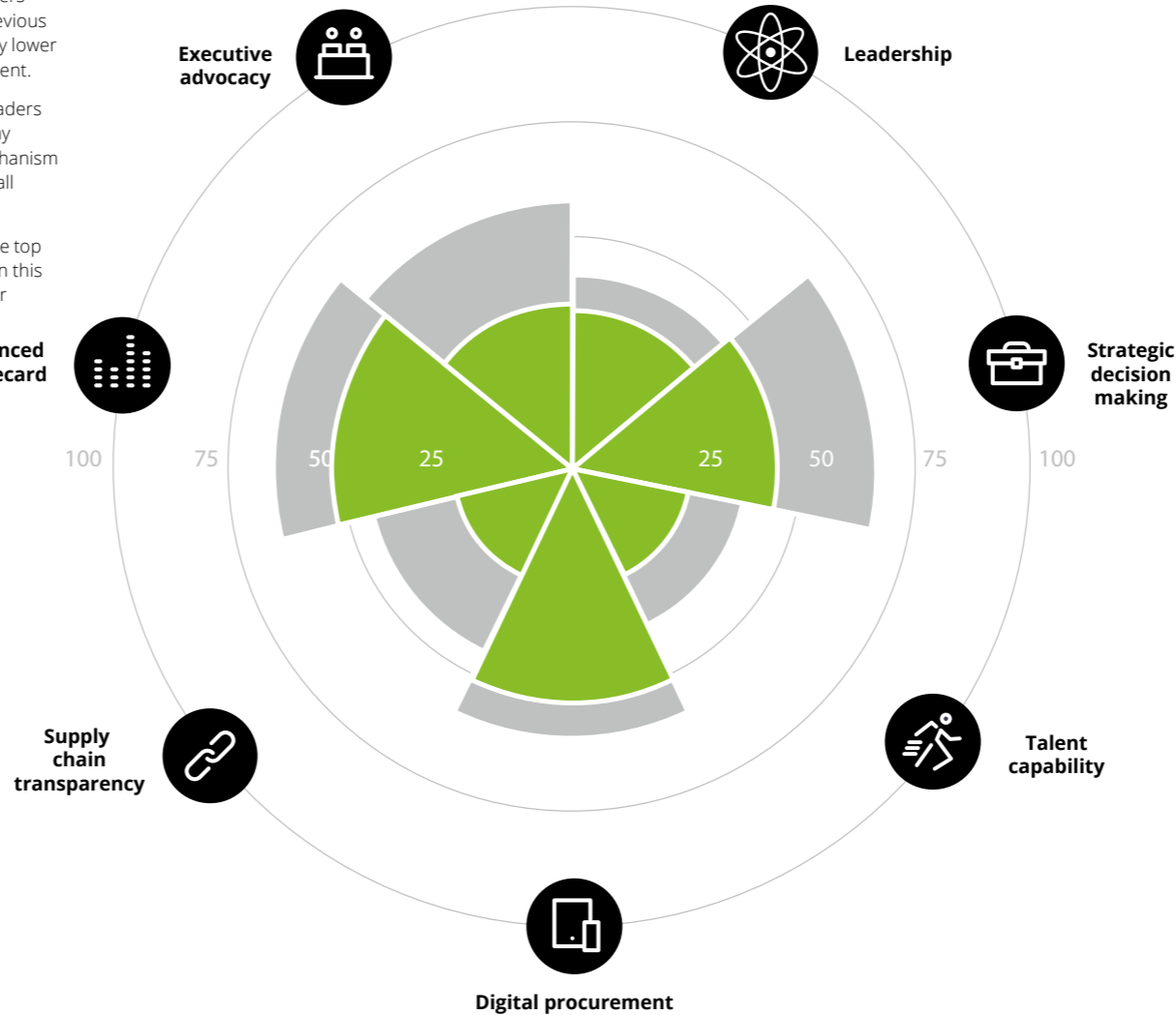
Market outlook

Fifty percent of procurement leaders indicated improvement on the previous year savings but this is significantly lower than the global average of 61 percent.

Only 9 percent of procurement leaders indicated that they do not have any formal performance tracking mechanism in place. This is the lowest across all industries.

Reducing costs continues to be the top priority for procurement leaders in this industry (89 percent); this is higher than the global average of 78 percent for survey respondents as a whole.

Balanced scorecard



▲ Energy and resources
▲ High performer

Value and collaboration

- Twenty-seven percent of procurement leaders believe their procurement function is highly effective, and that procurement is highly regarded internally and seen as a key business partner contributing significant strategic value.
- The level of executive support seems to have fallen significantly, with only 35 percent of procurement leaders feeling their executives are “very supportive” in 2018, as compared to 50 percent last year.
- Physically locating the procurement function within business functions is a strategy to understand stakeholder requirements: it is used much more in this industry (67 percent) compared to other industries (45 percent).

Talent and leadership

- Only 22 percent of procurement leaders believe their teams have the necessary skills to deliver on their procurement strategy. This is lowest across all industries.
- This is despite a higher-than-average spend on training in technical procurement skills (49 percent compared to 41 percent in other industries).

Digital procurement

- Only 18 percent of procurement leaders believe that their digital procurement strategy helps procurement deliver on its objectives and improve enterprise value. 13 percent of procurement leaders have no approved digital strategy in place.
- Quality of data (61 percent), and not lack of data integration, is seen as the largest barrier to the implementation of digital technologies.

Introduction

Executive summary

Market outlook

Value and collaboration

Talent and leadership

Digital procurement

Action starts here

Industry and regional overviews

About the participants

Acknowledgements

Regional and country contacts

Further insights

Endnotes

Industry – Financial services and insurance

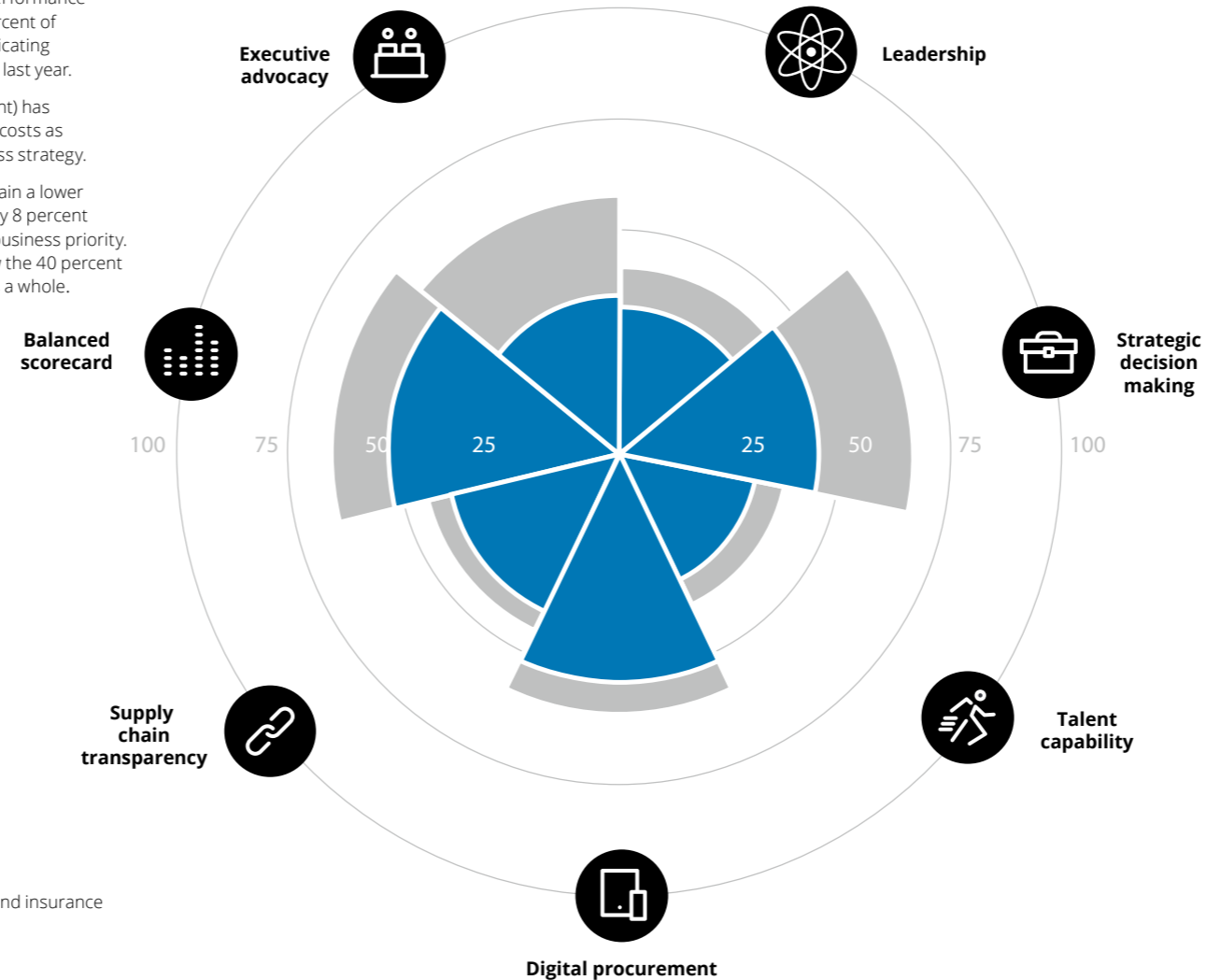
Sixty-five respondents

Market outlook

Year-over-year savings performance has improved with 69 percent of procurement leaders indicating better performance than last year.

Managing risks (81 percent) has now surpassed reducing costs as the industry's key business strategy.

Increasing cash flow is again a lower priority this year, with only 8 percent saying that it is a strong business priority. This is dramatically below the 40 percent of survey respondents as a whole.



▲ Finance services and insurance

▲ High performer

Value and collaboration

- The level of executive support in this industry seems to have dropped significantly, with only 33 percent of procurement leaders in 2018 feeling that their executives are “very supportive”, as compared to 47 percent last year. No procurement leaders felt “not at all” supported.
- Forty-one percent of procurement leaders have said that they have good or full transparency below tier 1 suppliers. This is higher than the global average of 34 percent.

Talent and leadership

- Sixty percent of procurement leaders believe their teams have the necessary skills to deliver on their procurement strategy. This represents a significant year-over-year improvement from 21 percent in 2015 and 36 percent in 2017, and is 11 percent higher than the current average across all industries.
- Outsourcing as a procurement lever has fallen and is now in line with the cross-industry average (10 percent); last year, at 22 percent it was 10 percent higher than the overall average.

Digital procurement

- Thirty-two percent of procurement leaders believe that their digital procurement strategy helps procurement deliver on its objectives and improve enterprise value. In contrast, 12 percent of procurement leaders have no approved digital strategy in place.
- Cloud computing is seen as the technology area with the biggest impact, ahead of data analytics. Many more procurement leaders (40 percent) attach importance to cybersecurity and data privacy compared with the overall average of 18 percent.



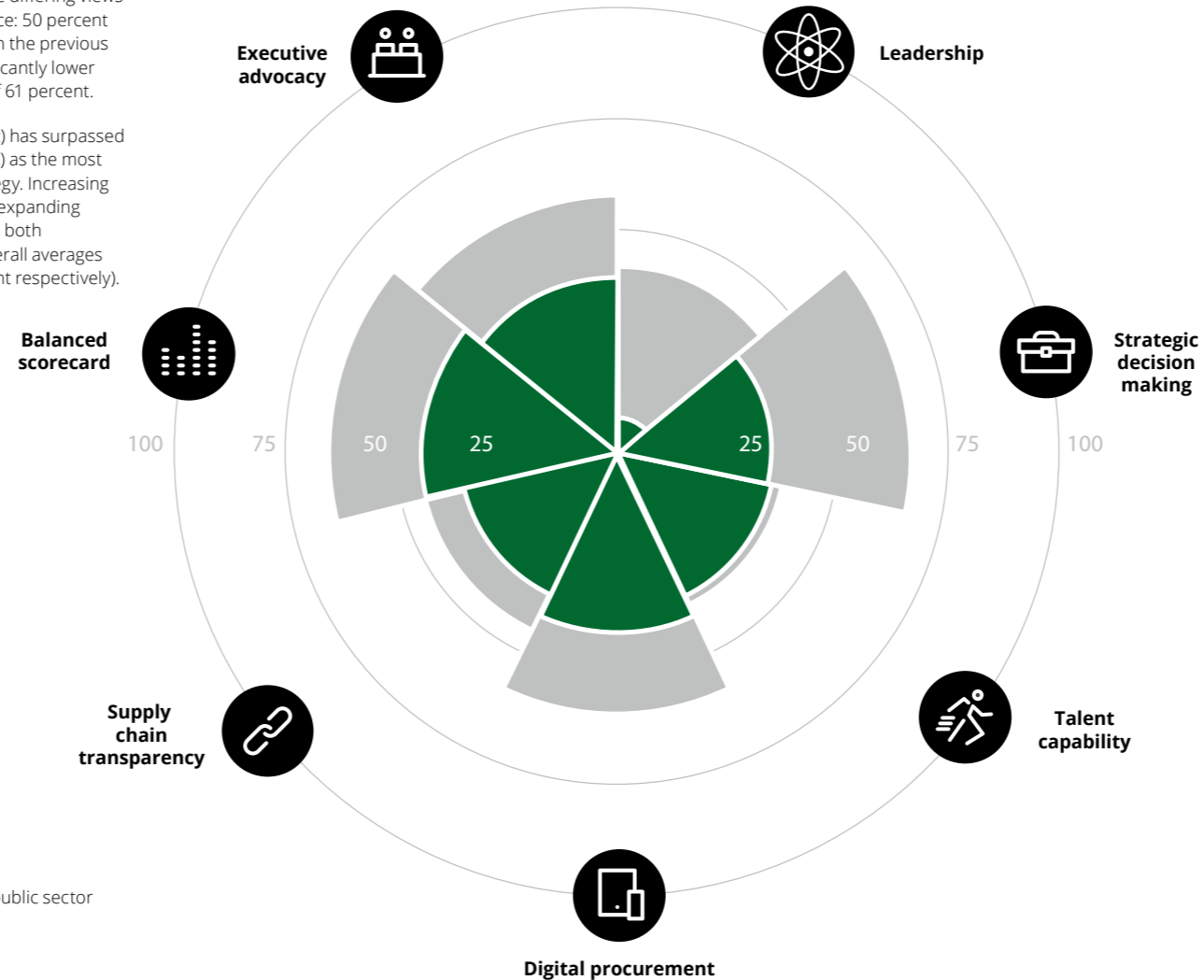
Industry – Government and public sector

Twenty-eight respondents

Market outlook

Procurement leaders have differing views about savings performance: 50 percent indicated improvement on the previous year savings. This is significantly lower than the global average of 61 percent.

Reducing cost (76 percent) has surpassed managing risk (64 percent) as the most important business strategy. Increasing cash flow (4 percent) and expanding organically (0 percent) are both significantly below the overall averages (40 percent and 48 percent respectively).



▲ Government and public sector
▲ High performer

Value and collaboration

- Twenty-six percent of procurement leaders believe that their procurement function is highly effective, and that procurement is highly regarded internally and seen as a key business partner contributing significant strategic value. This is marginally above the overall average of 24 percent.
- Supplier performance and internal customer satisfaction (both at 78 percent) are the most important measures in procurement balanced scorecards for this industry. For survey respondents as a whole, these are the fourth and sixth most important (at 67 percent and 56 percent respectively).

Talent and leadership

- Forty-five percent of procurement leaders believe their teams have the necessary skills to deliver on their procurement strategy, a significant increase from 27 percent last year.
- All 28 respondents indicated that they had specific areas of training focus – with 50 percent indicating training in technical procurement skills as the most important (9 percent above the overall average).

Digital procurement

- Thirty-nine percent of procurement leaders believe that their digital strategy helps procurement deliver on its objectives and improve enterprise value. In contrast, 18 percent procurement leaders have no approved digital strategy in place.
- Cloud computing (at 57 percent) is the most important technology area – 32 percent more than the cross-industry average.

Introduction

Executive summary

Market outlook

Value and collaboration

Talent and leadership

Digital procurement

Action starts here

Industry and regional overviews

About the participants

Acknowledgements

Regional and country contacts

Further insights

Endnotes



- Introduction
- Executive summary
- Market outlook
- Value and collaboration
- Talent and leadership
- Digital procurement
- Action starts here
- Industry and regional overviews**
- About the participants
- Acknowledgements
- Regional and country contacts
- Further insights
- Endnotes



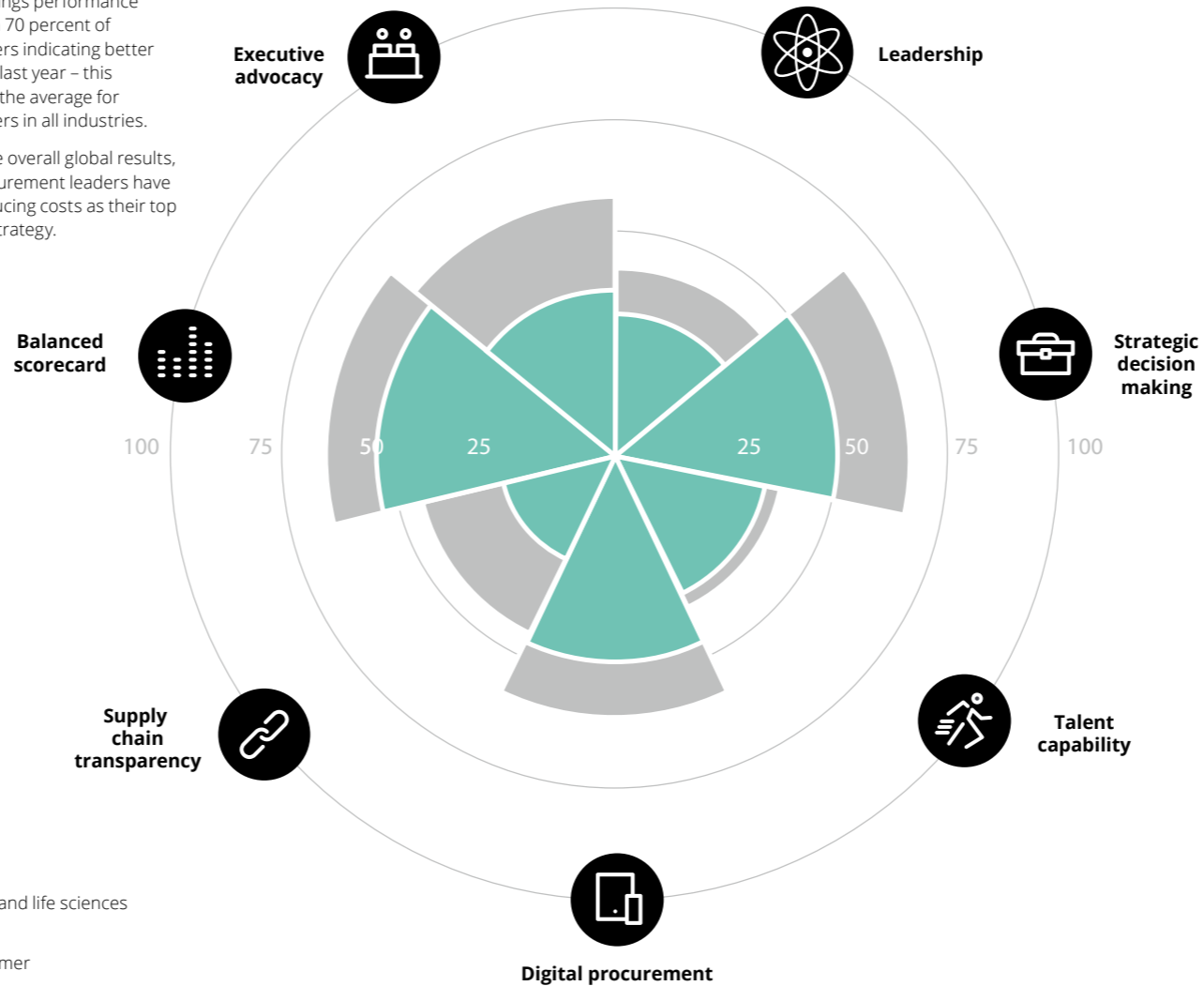
Industry – Healthcare and life sciences

Forty-five respondents

Market outlook

Year-over-year savings performance has improved, with 70 percent of procurement leaders indicating better performance than last year – this is 9 percent above the average for procurement leaders in all industries.

Consistent with the overall global results, 78 percent of procurement leaders have also identified reducing costs as their top priority business strategy.



▲ Healthcare and life sciences
▲ High performer

Value and collaboration

- Twenty-five percent of procurement leaders believe that their procurement function is highly effective, and that procurement is highly regarded internally and seen as a key business partner contributing significant strategic value.
- Eighty-eight percent of the respondents say procurement team members are embedded in cross-functional teams to better understand internal stakeholder requirements. This is highest across all industries.
- Surprisingly, only 26 percent of procurement leaders have said that they have “good” or “full” transparency below tier 1 suppliers. This is significantly lower than the global average of 34 percent. 72 percent reported limited transparency.

Talent and leadership

- Forty-four percent of procurement leaders believe their teams have the necessary skills to deliver on their procurement strategy, continuing the trend of year-over-year increases since 2014.
- Only 50 percent of procurement leaders in this industry spend at least 1 percent of their budget on training.
- Outsourcing is used by 15 percent of procurement leaders as a procurement lever; this is 5 percent higher than the cross-industry average.

Digital procurement

- Twenty-nine percent of procurement leaders believe that their digital procurement strategy helps procurement deliver on its objectives and improve enterprise value. Only 9 percent procurement leaders have no approved digital strategy in place.
- ERP platform renewal (44 percent) is the second-most impactful technology area (after analytics at 56 percent); this is 11 percent higher than the overall average.
- Management reporting (53 percent) is the most leveraged use of analytics/data mining in this industry.

- Introduction
- Executive summary
- Market outlook
- Value and collaboration
- Talent and leadership
- Digital procurement
- Action starts here
- Industry and regional overviews**
- About the participants
- Acknowledgements
- Regional and country contacts
- Further insights
- Endnotes



Industry – Manufacturing

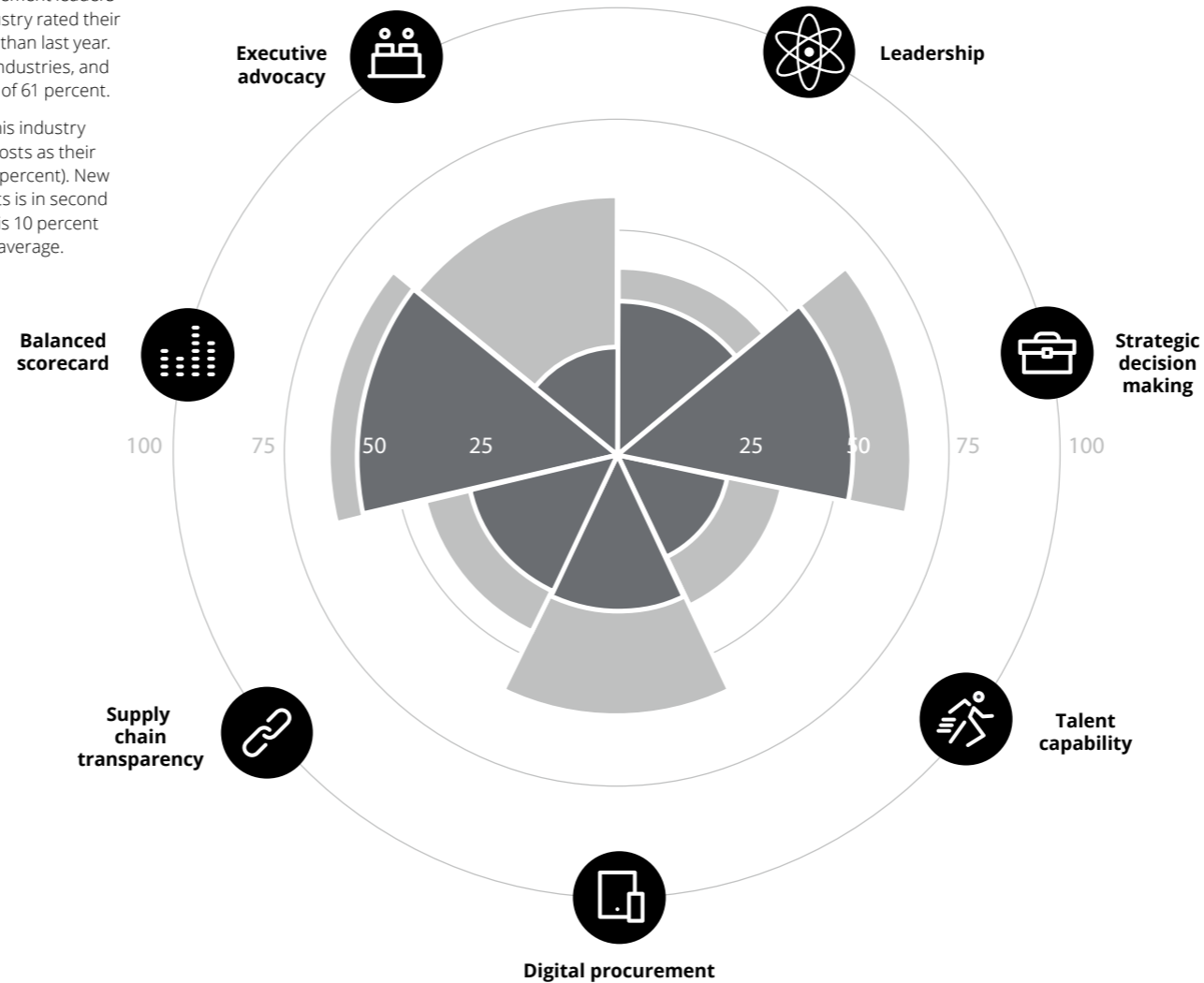
One hundred eight respondents

Market outlook

Only 48 percent of procurement leaders in the manufacturing industry rated their 2018 performance better than last year. This is the lowest across industries, and below the overall average of 61 percent.

Procurement leaders in this industry have identified reducing costs as their top business strategy (76 percent). New products/services/markets is in second place – at 58 percent this is 10 percent above the cross-industry average.

Manufacturing
 High performer



Value and collaboration

- Only 23 percent of procurement leaders feel “highly supported” by their executives. This is the lowest across all industries.
- Thirty-six percent of procurement leaders have said that they have “good” or “full” transparency below tier 1 suppliers – marginally higher than the average (33 percent).

Talent and leadership

- Fifty-five percent of procurement leaders believe their teams have the necessary skills to deliver on their procurement strategy. This is not only higher than the current average (49 percent), but the highest it has been in this industry in all years of the Deloitte CPO Survey.
- The percentage of procurement leaders in this industry spending at least one percent of their budget on training has increased from 68 percent last year to 73 percent. This is in contrast to the average trend of a decrease from 2017 to 2018.

Digital procurement

- Twenty-eight percent of procurement leaders believe that their digital procurement strategy helps procurement deliver on its objectives and improve enterprise value. In contrast, 17 percent of procurement leaders have no approved digital strategy in place.
- Renewal of operational tools, not analytics, is seen by procurement leaders in this industry as the technology area with the biggest impact.
- Quality of data (51 percent) is seen as the biggest barrier to implementing digital technologies in this industry.

- Introduction
- Executive summary
- Market outlook
- Value and collaboration
- Talent and leadership
- Digital procurement
- Action starts here
- Industry and regional overviews**
- About the participants
- Acknowledgements
- Regional and country contacts
- Further insights
- Endnotes

Industry – Technology, media, and telecommunications

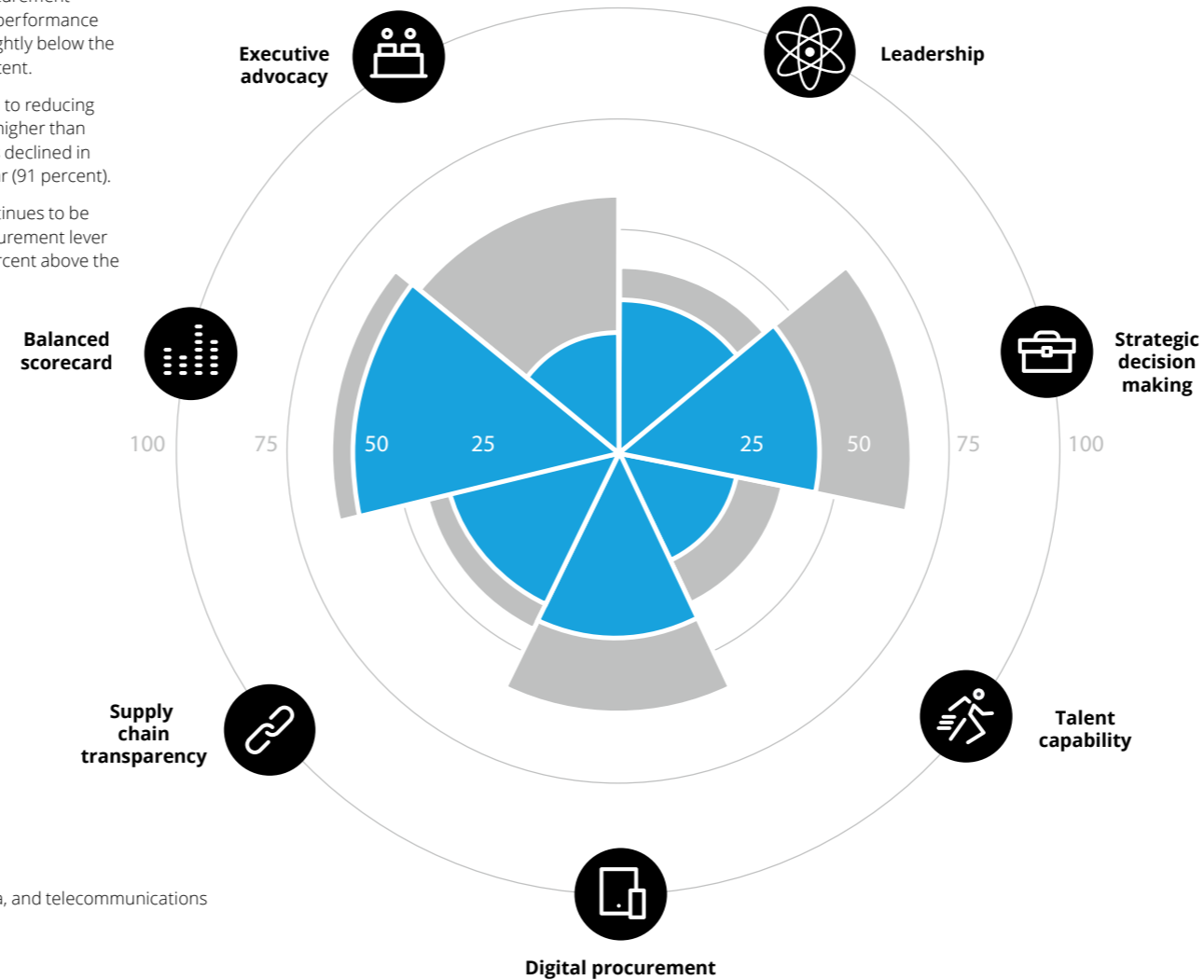
Forty-six respondents

Market outlook

Fifty-nine percent of procurement leaders rated their 2018 performance better than last year – slightly below the overall average of 61 percent.

Despite the priority given to reducing costs (84 percent) being higher than the overall average, it has declined in importance since last year (91 percent).

Consolidating spend continues to be the most important procurement lever (50 percent), being 12 percent above the overall average.



▲ Technology, media, and telecommunications
▲ High performer

Value and collaboration

- Only 16 percent of procurement leaders believe that their procurement function is highly effective, and that procurement is highly regarded internally and seen as a key business partner contributing significant strategic value – below the average of 24 percent for all industries.
- The level of executive support in this industry seems to have fallen significantly, with only 27 percent of procurement leaders in 2018 feeling their executives are “very supportive”, as compared to 42 percent last year. No procurement leaders feel “not at all” supported.

Talent and leadership

- Only 46 percent of procurement leaders believe their teams have the necessary skills to deliver on their procurement strategy; this percentage has been in decline since 2014.
- Eleven percent of procurement leaders in this industry have no formal training planned; this is higher than the overall average of 7 percent, indicating this may be an area for improvement in future.

Digital procurement

- Thirty-five percent of procurement leaders believe that their digital procurement strategy helps procurement deliver on its objectives and improve enterprise value. In contrast, 13 percent of procurement leaders have no approved digital strategy in place.
- Analytics is seen as the most impactful technology area (60 percent) – higher than average of 54 percent for all industries.



Introduction

Executive summary

Market outlook

Value and collaboration

Talent and leadership

Digital procurement

Action starts here

Industry and regional overviews

About the participants

Acknowledgements

Regional and country contacts

Further insights

Endnotes

Regional overview

Key measures	North America		South America		EMEA		Asia Pacific		
	% respondents	Change from last year	% respondents	Change from last year	% respondents	Change from last year	% respondents	Change from last year	
Market outlook	Better savings performance compared to last year	71%	▲	73%	▲	56%	▼	68%	▲
	Cost reduction as a top priority	81%	▼	91%	▲	76%	◀▶	78%	▲
Value and collaboration	Excellent business partnering	30%	▼	27%	▲	21%	▼	33%	▲
	Very supportive executive	48%	▼	32%	▲	25%	▼	40%	◀▶
Talent and leadership	Capabilities exist to deliver strategy	50%	▲	72%	▲	49%	▲	39%	▲
Digital procurement	Impact of analytics on the business in the next 2 years	70%	▲	26%	▼	52%	▼	54%	▼

Year-over-year savings performance in North America has improved, with 71 percent of procurement leaders indicating better performance than last year – 10 percent higher than the global average.

The South America region has seen a huge upswing in savings, with 73 percent of procurement leaders indicating better performance than last year, as compared to 43 percent in 2017.

Reducing costs (76 percent), introducing new product/services or expanding into new markets (62 percent) and managing risk (53 percent) are the top three priorities for procurement leaders in the EMEA region.

In Asia Pacific only 39 percent of procurement leaders believe they have capability to deliver their strategy.



Introduction

Executive summary

Market outlook

Value and collaboration

Talent and leadership

Digital procurement

Action starts here

Industry and regional overviews

About the participants

Acknowledgements

Regional and country contacts

Further insights

Endnotes

Regional – North America

Eighty-eight respondents

Market outlook

- Year-over-year savings performance has improved, with 71 percent of procurement leaders indicating better performance than last year – 10 percent higher than global average
- Consistent with the overall global results, North America's procurement leaders have also identified reducing costs (81 percent), managing risk (56 percent) and introducing new product/services or expanding into new markets (55 percent) as their top three priorities. However, the percentage attributed to improving cash flow (52 percent) is 12 percent higher than the overall average

Value and collaboration

- Thirty percent of procurement leaders in this region believe that their procurement function is highly effective and that procurement is highly regarded internally and seen as a key business partner contributing significant strategic value – this is 6 percent above global average
- Sixty-seven percent of respondents in this region have procurement team members embedded in cross-functional teams to better understand internal stakeholder requirements – whilst the most widely-adopted strategy in the region, this is still lower than the global average for this strategy (76 percent)
- North American procurement leaders rank cost avoidance as the second-most important measure in their organization's balanced scorecard (76 percent, behind OPEX savings at 84 percent). This is above the overall global average (69 percent and third-most important)

Talent and leadership

- Fifty percent of procurement leaders believe their teams have the necessary skills to deliver on their procurement strategy. This is a significant improvement when compared to last year's average of 43 percent. This also continues the improvement trend seen since 2014, and exceeds the previous high of 48 percent in 2013
- Use of outsourcing as a procurement lever is slightly below average in North America (8 percent compared to 10 percent globally)

Digital procurement

- Forty-four percent of procurement leaders believe that their digital strategy helps procurement deliver on its objectives and improve enterprise value. In contrast, 14 percent procurement leaders have no approved digital strategy in place
- Payment and requisition/ordering processes have seen the highest rate of digital technology adoption
- Analytics (at 70 percent) is seen by a greater proportion of procurement leaders as the most impactful technology area, compared to the global average (54 percent)



Introduction

Executive summary

Market outlook

Value and collaboration

Talent and leadership

Digital procurement

Action starts here

Industry and regional overviews

About the participants

Acknowledgements

Regional and country contacts

Further insights

Endnotes

Regional – South America

Twenty-five respondents

Market outlook

- This region has seen a huge upswing in savings, with 73 percent of procurement leaders indicating better performance than last year, as compared to 43 percent in 2017
- Reducing costs is the strongest priority (at 91 percent) – and interestingly, no procurement leaders said that reducing cost is not a priority. This increased focus on reducing cost seems to have yielded better performance than last year for procurement leaders in South America

Value and collaboration


- OPEX savings, cost avoidance and operational efficiency (all at 74 percent) are the top measures forming an organization's procurement balanced scorecard. Supplier performance (at 42 percent) is significantly lower than the overall global average of 67 percent. Internal customer satisfaction on the other hand (second, at 68 percent) is higher than the average of 56 percent
- The level of executive support in this region has improved significantly, with 32 percent of procurement leaders in 2018 feeling their executives are "very supportive", as compared to 19 percent last year

Talent and leadership

- Seventy-two percent of procurement leaders believe their teams have the necessary skills to deliver on their procurement strategy – much higher than the overall average of 49 percent
- This is despite a lower-than-average number of procurement leaders reporting that at least one percent of their budget was spent on training (56 percent)

Digital procurement

- Forty-seven percent of procurement leaders believe that their digital strategy helps procurement deliver on its objectives and improve enterprise value. In contrast, 11 percent of procurement leaders have no approved digital strategy in place
- Analytics is seen as a much less impactful technology area in this region than globally (26 percent compared to 54 percent). In an almost mirror-image, cloud computing is seen as the most impactful technology amongst South American procurement leaders (53 percent), compared to only 25 percent globally



Introduction

Executive summary

Market outlook

Value and collaboration

Talent and leadership

Digital procurement

Action starts here

Industry and regional overviews

About the participants

Acknowledgements

Regional and country contacts

Further insights

Endnotes

Regional – EMEA

Three hundred twenty-seven respondents

Market outlook

- Fifty-six percent of procurement leaders indicated an improvement on the previous year savings; however this is lower than the global average of 61 percent
- Reducing costs (76 percent), introducing new product/services or expanding into new markets (62 percent) and managing risk (53 percent) are the top three priorities for procurement leaders in this region – this is largely in line with the global results

Value and collaboration


- Twenty-one percent of procurement leaders in this region believe that their procurement function is highly effective and that procurement is highly regarded internally and seen as a key business partner contributing significant strategic value – this is lower than the global average of 24 percent
- The level of executive support in this region seems to have dropped significantly, with only 25 percent of procurement leaders in 2018 feeling that their executives are “very supportive”, as compared to 40 percent last year
- Eighty-two percent of respondents (higher than the overall average of 76 percent) rate having procurement team members embedded in cross-functional teams as the most important strategy to better understand internal stakeholder requirements

Talent and leadership

- Forty-nine percent of procurement leaders believe their teams have the necessary skills to deliver on their procurement strategy. This is a huge improvement when compared to last year’s regional average of 38 percent
- Use of outsourcing as a procurement lever has remained constant since last year (at 10 percent) – halting a decline from 14 percent in 2015

Digital procurement

- Thirty-one percent of procurement leaders believe that their digital procurement strategy helps procurement deliver on its objectives and improve enterprise value
- Payment and requisition/ordering processes have seen the highest rate of digital technology adoption, with analytics regarded as the most impactful technology area (54 percent)



Introduction

Executive summary

Market outlook

Value and collaboration

Talent and leadership

Digital procurement

Action starts here

Industry and regional overviews

About the participants

Acknowledgements

Regional and country contacts

Further insights

Endnotes

Regional – Asia Pacific (APAC)

Sixty-four respondents

Market outlook

- Year-over-year savings performance has improved, with 68 percent indicating better performance than last year.
- Reducing costs (78 percent), managing risk (59 percent) and introducing new product/services or expanding into new markets (59 percent) are the top three priorities for procurement leaders in this region – keeping the same order as last year.

Value and collaboration

- Thirty-three percent of procurement leaders in this region believe that their procurement function is highly effective and that procurement is highly regarded internally and seen as a key business partner contributing significant strategic value – this is higher than the global average of 24 percent.
- Sixty-one percent of respondents in this region have procurement targets jointly owned with other internal stakeholders to better understand internal stakeholder's requirements and drive value – this score in APAC is 10 percent higher than the overall average across the survey.
- Forty percent of procurement leaders feel they have a high level of support from executives. No respondents feel that executives are “not at all” supportive.

Talent and leadership

- Only 39 percent of procurement leaders believe their teams have the necessary skills to deliver on their procurement strategy. This is the lowest across all regions. However this continues year-over-year growth since 2014, when the percentage was just 19 percent.
- Fifty-six percent of procurement leaders state that at least one percent of their budget is spent on training. The fact that this is down from 78 percent last year indicates that the focus is elsewhere.

Digital procurement

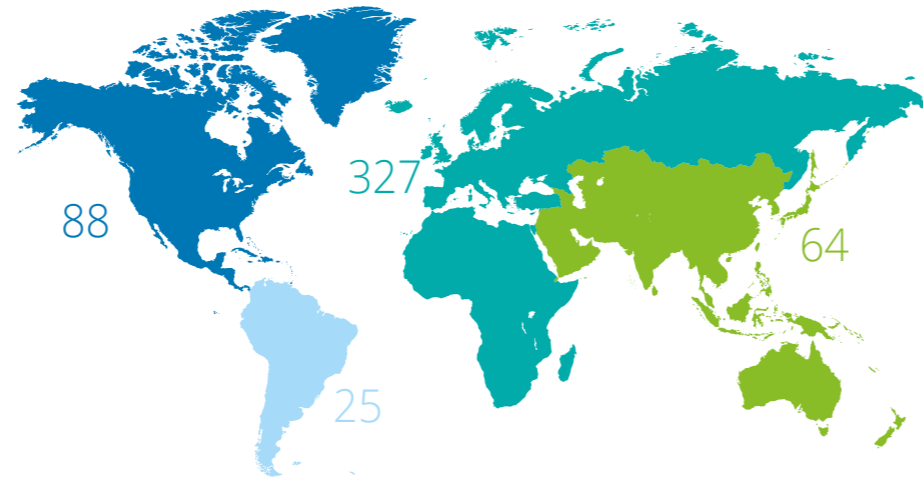
- Only 19 percent of procurement leaders believe that their digital strategy helps procurement deliver on its objectives and improve enterprise value. A huge 32 percent of procurement leaders indicate that they have no approved digital strategy in place.
- Payment and requisition/ordering processes have seen the highest rate of digital technology adoption.
- The quality of data, and not the lack of data integration, is seen as the biggest barrier to implementing digital technologies in this region.



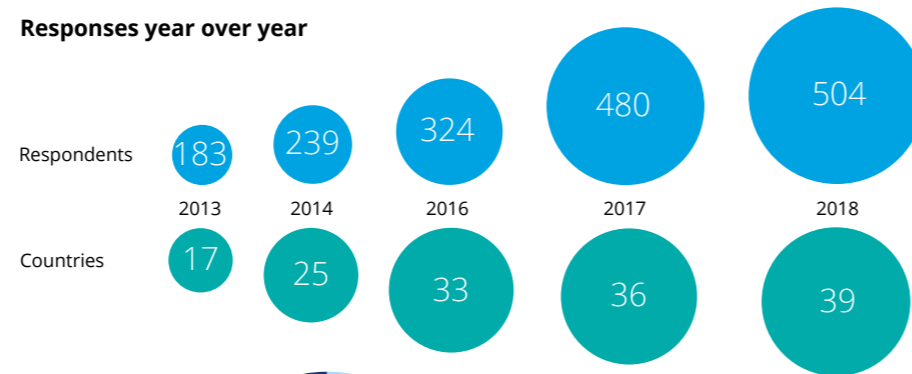
- Introduction
- Executive summary
- Market outlook
- Value and collaboration
- Talent and leadership
- Digital procurement
- Action starts here
- Industry and regional overviews
- About the participants**
- Acknowledgements
- Regional and country contacts
- Further insights
- Endnotes

About the participants

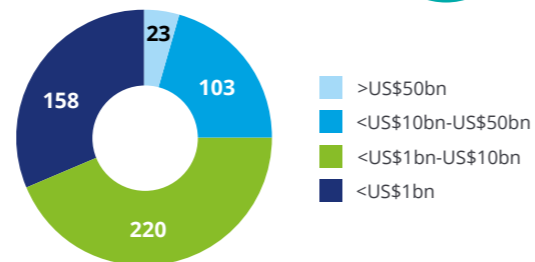
Responses by geography



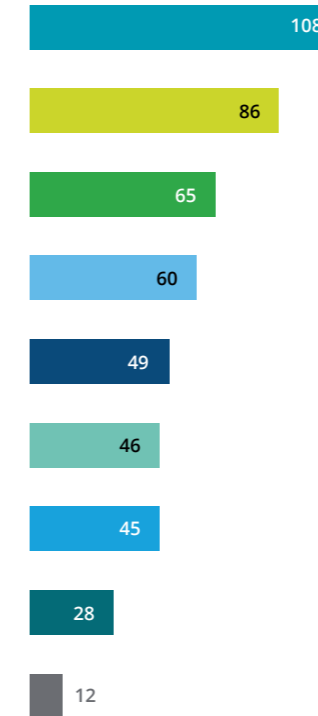
Responses year over year



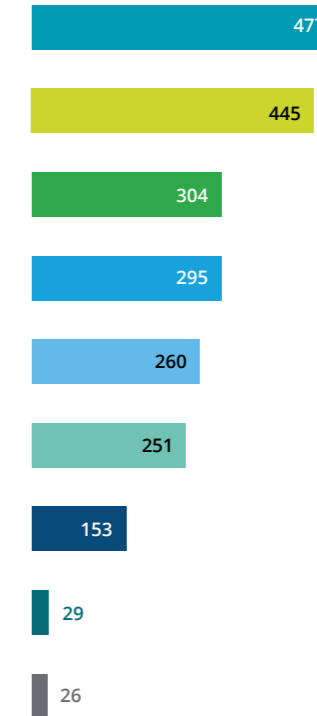
Responses by organization turnover



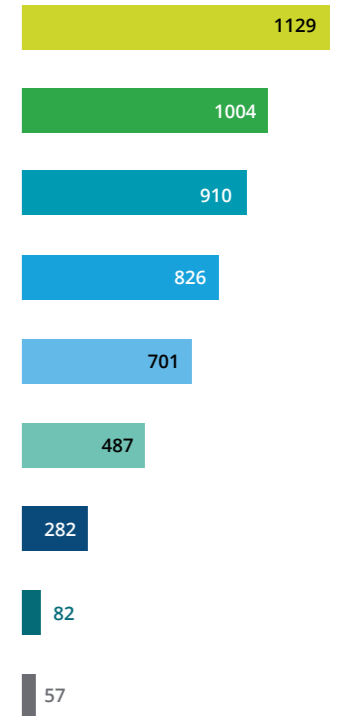
Response by industry



Third party spend by industry (US\$bn)



Turnover by industry (US\$bn)



- Manufacturing
- Consumer business
- Financial services and insurance
- Healthcare and life sciences
- Energy and resources
- Technology, media, and telecommunications
- Business and professional services
- Government and public sector
- Real estate



Introduction

Executive summary

Market outlook

Value and collaboration

Talent and leadership

Digital procurement

Action starts here

Industry and regional overviews

About the participants

Acknowledgements

Regional and country contacts

Further insights

Endnotes

Acknowledgements

About Deloitte

Deloitte provides audit, tax, consulting, financial advisory, and risk management related services to public and private sector clients spanning multiple industries. With a globally connected network of member firms in more than 150 countries and territories, and employing over 245,000 professionals, Deloitte brings world-class capabilities and high-quality service to clients, delivering the insights they need to address their most complex business challenges and making an impact that matters.

ALM Intelligence has named Deloitte a global leader in their report entitled The ALM Vanguard Procurement Operations Consulting 2017. The report notes: "Deloitte's diverse service offerings within the procurement operations space, as well as a strong understanding of best practices, provides the firm with exceptional internal analytic capability for clients. Through its Integrated Delivery Model, Deloitte can provide a holistic analysis for clients to easily understand the big picture of their procurement operations' evolution and the roadmap to get there."

Deloitte is named a global leader--and the leader based on breadth of services-- in General Sourcing Strategy Consulting by ALM Intelligence in their report entitled Sourcing and Procurement Consulting: Next-Generation Sourcing Strategy 2015. The report notes: "Deloitte possesses the broadest capabilities in the competency area. The firm stands out in the more tactical and operational areas of spend and supply strategy and financial strategy. An early convert to digitization, Deloitte positions digital analytic tools at the center of the service delivery model. Notable examples include its optimal footprint tool for global sourcing, suite of design-for-value models and templates, and value-based DesignSite diagnostics."

Deloitte's Supply Chain practice focuses on delivering strategy-driven value through advisory services to optimize and improve the supply chain.

Our team of over 1,000 dedicated procurement specialists globally help the world's largest and most complex procurement functions across all industries with procurement strategy, functional and digital transformation, supplier management and cost, risk and value delivery.

The Deloitte Global Chief Procurement Officer Survey 2018 is authored by Lance Younger, Iain Kirwan and Pragya Chaturvedi, with support from the core CPO survey team of Eleanor Foster-Gregg, Darius Atashroo, Pippa Gillibrand, Michal Syga, Alison Robertson and Harriet Burnham.

About Odgers Berndston

Odgers Berndston provides executive and director level search solutions to organizations throughout the world. We operate as a collection of independent businesses with over 250 partners combining to provide world-class executive search services. Our flat business structure and collaborative nature ensure that all of our clients have access to the relevant expertise, new and inventive ideas, and a diverse pool of talent. Our reputation at the top of the executive search profession is over 50 years old. Our experienced executive search specialists operate with absolute discretion, integrity and care, and are experts in finding exceptional individuals for challenging roles. We have the support of an excellent international network of more than 50 offices on the ground, expanding across more than 28 countries globally.



Regional and country contacts

Global Lead

Brian Umbenhauer
bumbenhauer@deloitte.com

EMEA Lead

Lance Younger
lyounger@deloitte.co.uk

APAC Lead

John O'Connor
jococonnor@deloitte.com.au

North America Lead

Lee Barter
lbarter@deloitte.ca

Latin America Lead

Xavier Ordonez
xordonez@deloittemx.com

Odgers Berndston

Lucy Harding
Lucy.Harding@odgersberndston.com

Argentina

Pablo Peso
ppeso@deloitte.com

Austria

Alexander Kainer
akainer@deloitte.at

Australia

John O'Connor
jococonnor@deloitte.com.au

Belgium

Patrick Vermeulen
pvermeulen@deloitte.com

Canada

Lee Barter
lbarter@deloitte.ca

Chile

Pablo Tipic
ptipic@deloitte.com

China

Ge Liang Gong
ggong@deloitte.com.cn

Croatia

Zlatko Bazianec
zbazianec@deloittece.com

Czech Republic

Lukas Jilek
ljilek@deloittece.com

Denmark

Tore Christian Jensen
torejensen@deloittece.dk

France

Magali Testard
mtestard@deloitte.fr

Finland

Mikko Vaara
mikko.vaara@deloitte.fi

Germany

Nikolaus Helbig
nhelbig@deloitte.de

Italy

Michele Sabatini
msabatini@deloitte.it

India

Antony Prashant
prantony@deloitte.com

Japan

Yuichi Miyamae
yumiyamae@tohmatu.co.jp

Mexico

Xavier Ordonez
xordonez@deloittemx.com

Netherlands

Michiel Junge
mijunge@deloitte.nl

New Zealand

Paul Shallard
pshallard@deloitte.co.nz

Norway

Karl Martin Karlsen
kakarlsen@deloitte.no

Poland

Jakub Rosiecki
jrosiecki@deloittece.com

Portugal

Diogo Nuno Santos
disantos@deloittece.pt

Russia

Irina Biryukova
ibiryukova@deloitte.ru

South Africa

Hilton Amsel
hamsel@deloitte.co.za

South East Asia

Atul Jain
atuljain@deloitte.com

Spain

Fernando Antolin
fantolin@deloitte.es

Sweden

Patrik Andersson
paandersson@deloitte.se

Switzerland

Alex Nedelchev
anedelchev@deloitte.ch

United Kingdom

Lance Younger
lyounger@deloitte.co.uk

United States

Michael Daher
mdaher@deloitte.com

Venezuela

Carlos Ramirez
calramirez@deloitte.com

Introduction

Executive summary

Market outlook

Value and collaboration

Talent and leadership

Digital procurement

Action starts here

Industry and regional overviews

About the participants

Acknowledgements

Regional and country contacts

Further insights

Endnotes



Introduction

Executive summary

Market outlook

Value and collaboration

Talent and leadership

Digital procurement

Action starts here

Industry and regional overviews

About the participants

Acknowledgements

Regional and country contacts

Further insights

Endnotes

Further insights



Digital Disruption Index

Organizations face major disruption to their markets, customers and workforce. Deloitte has developed the Digital Disruption Index to help remove the hype around technology investment and also help senior executives uncover digital skills gaps. Over time the findings will create a detailed picture of the impact of digital across the largest and most influential UK companies and public sector bodies.



Human Capital Trends 2017

This report highlights the importance top executives place on adapting their organization's design to compete in today's challenging business environment and highly competitive talent market. Deloitte has been conducting and compiling global research into human capital trends since 2012—a body of work that represents some of the longest-running and most comprehensive study of HR, talent, and related technology topics ever conducted.



Tech Trends 2018

Our annual Technology Trends report on Deloitte Insights analyzes the trends that could disrupt businesses in the next 18-24 months. CIOs who can harness the possibilities of these technologies will be better positioned to shape the future of their business.



CFO Survey, Q4 2017

The quarterly CFO Survey is firmly established with media and policy makers as the authoritative barometer of UK corporates' sentiment and strategies. It is the only survey of major corporate users of capital that gauges attitudes to valuations, risks and financing.



European CFO Survey

The European CFO Survey is part of a global cohort of surveys benchmarking the current and future intentions and opinions of European Chief Financial Officers. The findings discussed in this report are representative of the opinions of almost 1,550 CFOs based in 19 European countries. CFOs were all contacted between August and September 2017.



Global Shared Services Report

Since 1999, Deloitte has been conducting biennial surveys to understand how shared services organizations are capitalizing on leading practices and trends to address their business challenges and better meet their customers' needs.



Introduction

Executive summary

Market outlook

Value and collaboration

Talent and leadership

Digital procurement

Action starts here

Industry and regional overviews

About the participants

Acknowledgements

Regional and country contacts


Further insights

Endnotes




The Future of Procurement in the Age of Digital Supply Networks

Over the past two decades, the main mission of procurement has broadened from cost leadership and assurance of supply to strategic insights for decision making. Disruptive technologies, mobile computing and the cloud, constant connectivity, and sensors that enable devices and machines to form the internet of things are now paving the way for new applications and capabilities across the supply chain that will enable procurement to offer even more strategic value.



Third Party Governance and Risk Management

This global survey on extended risk management looks at how global organizations are addressing the challenges they face in managing third party risk. The survey, based on over 500 responses, reflects the views of senior leaders from a variety of organizations in 11 countries across the Americas, EMEA and Asia Pacific.



Global Cost Survey Report

Deloitte engaged Research Now to conduct a series of regional cost management surveys in order to better understand executives' perspectives on current and future cost reduction initiatives within large companies and multinationals. The surveys covered four major regions – United States, South America, EMEA and Asia Pacific.



Achieving Digital Maturity

Our third annual study of global digital business, a collaboration with MIT Sloan Management Review, reveals five key practices organizations best able to achieve digital maturity employ—and the lessons all companies can learn from their success.



Global Economic Outlook

A quarterly publication that offers insights from Deloitte economists around the world on trends and events shaping the marketplace. Each issue features region-by-region economic outlooks.



2017 Global Report – Transforming Talent

Find out how crowdsourcing, robotics and a diversified workforce is transforming talent resourcing and acquisition models in Deloitte's latest Global report.



Introduction

Executive summary

Market outlook

Value and collaboration

Talent and leadership

Digital procurement

Action starts here

Industry and regional overviews

About the participants

Acknowledgements

Regional and country contacts

Further insights

Endnotes

Endnotes

1. Deloitte European CFO Survey, 2017 Q4
2. The Future of Procurement in the Age of Digital Supply Networks, 2017
3. Deloitte Joint Strategic Planning (JSP) 2018 white paper
4. MIT Sloan in collaboration with Deloitte University Press: Achieving Digital Maturity, July 2017
5. Understanding Talent, Technology and Transformation: Digital Disruption Index, November 2017



Deloitte.

This publication contains general information only and none of the member firms of Deloitte Touche Tohmatsu Limited or their respective related entities is, by means of this publication, rendering business, financial, investment, or other professional advice or services. This publication is not a substitute for such professional advice or services, nor should it be used as a basis for any decision or action that may affect your business. Before making any decision or taking any action that may affect your business, you should consult a qualified professional advisor. None of the member firms of Deloitte Touche Tohmatsu Limited or their respective related entities shall be responsible for any loss sustained by any person who relies on this publication.

As used in this document, "Deloitte" means Deloitte Consulting LLP, a subsidiary of Deloitte LLP. Please see www.deloitte.com/us/about for a detailed description of the legal structure of Deloitte USA LLP, Deloitte LLP and their respective subsidiaries. Certain services may not be available to attest clients under the rules and regulations of public accounting.

Copyright © 2018 Deloitte Development LLC. All rights reserved.

