

Public sector, disrupted
How disruptive
innovation can help
government achieve
more for less



Contents

- 1 Introduction
 - 4 Disruptive Innovation: *A primer*
 - 8 The public sector economy: *A new way to think about the public sector*
 - 12 Opportunities for Disruptive Innovation: *Five cases in the public sector*
 - 32 Fostering Disruptive innovation
 - 40 Conclusion: *A path to getting more from less*
-

About GovLab

GovLab is a think tank in the Deloitte Federal practice that focuses on innovation in the public sector. It works closely with senior government executives and thought leaders from across the globe. GovLab Fellows conduct research into key issues and emerging ideas shaping the public, private and non-profit sectors. Through exploration and analysis of government's most pressing challenges, GovLab seeks to develop innovative yet practical ways that governments can transform the way they deliver their services and prepare for the challenges ahead.

Introduction

With governments everywhere facing a sea of debt as far as the eye can see, taxpayers have been presented with a very unappetizing choice between higher taxes or radically curtailed public services — or, ever more often, both. This paper proposes an alternative path — a way to use innovation to make public programs radically cheaper without slashing services; a way to break the seemingly unavoidable trade-off between paying more or getting less. In short, a way to achieve that most elusive goal: getting more for less.

Outside of the public sector, we've grown accustomed to steadily falling prices for better products and services.

Access to a car on a Saturday used to cost upwards of US\$100. Because most rental agencies were closed on the weekend, you had to rent for several days even if you only needed it for a few hours — and then purchase insurance and gas. Car sharing companies such as Zipcar now allow urban residents to rent a car for as little as US\$7 an hour — insurance and gas included.

Airline travel was once largely unaffordable for many business travelers and most families.¹ Then along came Southwest Airlines and other low-cost carriers and now air travel is often cheaper than taking the train.²

The doubling of computing power every 18 months, known as Moore's Law, results in reduced computer prices of about 6 percent a year and improved performance of 14 percent annually.³ The Univac I mainframe computer, first acquired by the U.S. Census Bureau in 1951, was the size of a one-car garage, weighed 29,000 pounds and cost US\$159,000 — about US\$1.4 million in today's terms.⁴ Today, anyone with US\$200 can buy a smart phone with a thousand times as much computing power — and can use it to tap into a worldwide computing network.⁵

Many other consumer and business goods have followed similar paths.

In one major sector of the economy, however, prices seem to just keep going up and up, and without a commensurate increase in performance. And that's government.





More money for the same product

"In retail, consumers are continually getting things bigger and cheaper than before," says Tony Dean, former Cabinet Secretary for the province of Ontario. "But for public services, we just keep asking citizens for more money for the same product. That's no longer credible. People feel as though they're paying enough."⁶

This pattern can be observed throughout the public sector.

Higher education. If you went to a public university in the 1980s it would have cost you about US\$3800 a year (adjusted for inflation). Today, thanks to college costs increasing at twice the rate of inflation, you would have to shell out on average close to US\$12,800. The state-of-the-art lab equipment, research facilities and stadiums the price increases have purchased may increase a university's reputation but they've also made it harder and harder for families to afford higher education.⁷ The average debt load for the class of 2008 was US\$23,200, compared to just US\$12,750 (inflation adjusted) for the class of 1996.⁸

K-12 education. K-12 education cost increases are a bit lower than higher education — they've merely doubled in the last 30 years in the United States.⁹ We see similar patterns in other OECD countries where expenditure per student on primary and secondary schools increased on average by 40 percent between 1995 and 2006.¹⁰

Security & defense. Security and defense also cost more and more each year. U.S. intelligence cost, for example, have more than doubled since 9/11.¹¹

Health care. The steep and steady increase in government health care costs has exceeded nearly all the other categories. U.S. spending on Medicaid and Medicare has outstripped inflation for decades.¹² At its current rate of growth, government spending on health care in the U.S. will soon overtake private spending.¹³ Other countries are seeing similar growth. Health care spending skyrocketed by 7.4 percent annually in Canada from 1999 through 2009, far surpassing the growth in GDP and inflation.¹⁴ Health care now consumes nearly 40 percent of some Canadian provincial budgets.

To be sure, performance has improved in many of these areas but not nearly as fast as spending has gone up. What's more, costs have risen faster than our ability to pay. The money just isn't there to support the kind of rapid and sustained cost increases we've seen in the past decade or two across these sectors.

So why does the public sector seem so immune to the kind of innovation that allows us to get more for less over time? The lack of competition and profit motive in the public sector certainly plays an important role. As do the political incentives to increase spending and protect incumbents over upstart providers. But something else is at work, because industries outside the public sector also have seen little of the radical "more for less" innovation we see often in technology and other fields.¹⁵

A solution in disruption?

The ultimate reason for this difference may be the presence or absence of a phenomenon called *disruptive innovation*. First articulated by Harvard business professor Clayton Christensen,¹⁶ disruptive innovation “describes a process by which a product or service takes root initially in simple applications at the bottom of a market and then relentlessly moves ‘up market,’ eventually displacing established competitors.”¹⁷

Disruptive innovations start out less good but cheaper than the market leaders, but then break the trade-off between price and performance by getting better, and typically even cheaper, over time. Disruptive innovation puts the lie to the traditional notion that you always have to pay more to get more.

In sectors of the economy where disruptive innovation is commonplace, consumers are accustomed to steady price reductions and performance improvements over time — think of computing, electronics, steel manufacturing, and telecommunications.

In sectors with little or no disruptive innovation, by contrast, costs and prices generally *rise* over time. Government is particularly conspicuous in this respect. Studies demonstrate low or even declining productivity in many government sectors. The UK Office of National Statistics found that total public service productivity actually *fell* by 0.3 percent between 1997 and 2008.¹⁸ Compare this with private sector productivity, which rose by 2.3 percent annually during the same period.¹⁹

In sectors of the economy where disruptive innovation is commonplace, consumers are accustomed to steady price reductions and performance improvements over time.

By breaking seemingly immutable trade-offs, disruptive innovation offers a potentially powerful tool to policymakers to get more for less: a way to reduce costs by upwards of 50-75 percent in some instances while maintaining or improving services.²⁰

In this paper, we advance a contrarian argument: that disruptive innovation can not only occur in the public sector, but that it can in fact *thrive*. Such an argument flies in the face of the conventional wisdom that the public sector is the last place where you find really transformative innovation. While that may generally have been true in the past, it needn't be so.

Creating the conditions for disruption will first require policymakers to view government through a different lens. Instead of seeing only endless programs and bureaucracies, the myriad responsibilities and customers of government can be seen as a series of *markets* that can be shaped in ways to find and cultivate very different, less expensive-- and ultimately more effective — ways of supplying public services.

Before considering how to apply disruption to the public sector, let's begin by going a bit deeper into the concept itself.

Disruptive innovation

A primer

The notion that the public sector can't — or won't — innovate is a myth. Innovation in government occurs virtually every day — from the way governments across the world are opening up their data to entrepreneurs to build apps for everything from real time transit information to school test score comparisons to the myriad ways soldiers on the battlefield innovate address life-and-death challenges.

Despite these examples, however, government innovation is rarely if ever disruptive. Instead, it typically represents what is called *sustaining* innovation. Sustaining innovation can improve existing products or services, typically adding performance but at a higher cost — and typically greater complexity. Some sustaining innovations are incremental, year-to-year improvements. Others are dramatic, such as the new breakthrough business models that emerged from the transition from analog to digital telecommunications, and from digital to optical.²¹

Because technology allows organizations to add incremental improvements quickly, products and services often overshoot the market, becoming *too “good”* — too expensive and too inconvenient for many customers.

Consider the laptop. New features have improved its speed, capacity and capability, but the concept of the laptop itself hasn’t changed drastically in 20 years. Today, many of the most advanced capabilities of laptops are irrelevant to most of their owners — they can do more than most consumers require. Most laptop users spend a third of their online time simply checking email or browsing the web; they don’t necessarily *need* a terabyte of data or high-resolution graphic processors.²²

Sustaining innovations have numerous strengths, typically driving up quality and performance. They are a necessary element of nearly any organization’s innovation approach but they do have one major shortcoming: they tend to result in price inflation of 6 to 12 percent a year.²³ This means that even where the public sector *is* inno-

Where the public sector *is* innovating — unless the innovation is of the disruptive variety — costs typically will rise faster than the rate of inflation.

vating — unless the innovation is of the disruptive variety — costs typically will rise faster than the rate of inflation. What this means is that *the most common type of innovation often actually drives costs up, not down.*

How can this be true? Because incumbent producers tend to innovate faster than customers’ lives change.²⁴ To attract the top-tier consumers who are willing to pay extra, producers layer increasingly complex and expensive features onto existing innovations, overshooting the performance for which mainstream customers are willing to pay.²⁵





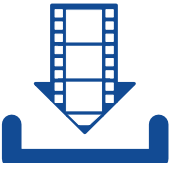
In the public sector context, the quest for higher and higher performance levels often results in increasingly complicated and expensive approaches — more for more. Think of airport security. Screening techniques have improved dramatically since 9/11 but at a substantial cost, both in price and complexity. Many of the screening technologies were designed to detect a specific threat item — for example, the bottled liquid scanner. The current checkpoint system comprises multiple screenings that are cumbersome, lengthy and expensive. A system that could screen passengers less intrusively, more quickly and more cheaply through segmentation or other

approaches might be quite attractive for both the Transportation Security Administration (TSA) and the traveling public. The TSA’s Risk-Based Security initiative announced in 2011 could potentially do just that: do more without costing more.

Examples of disruptive innovation

Disruptive innovation comes from a very different mold. These innovations can provide a whole new population of “underserved” consumers access to a product or service that was previously available only to a few. In Africa, for example, mobile

Table 1

Disruption theory	Private-sector example
 <p>Usually introduced or successfully taken to market by an “outside” organization. Existing competitors rarely introduce disruptive innovations. When they do, they rarely succeed with it in the newly created market.</p>	<p>Netflix introduced DVD by mail when DVDs were still relatively new. Netflix was an entirely new player in the home video market.</p>
 <p>Typically targets an underserved or entirely new market. The innovation initially targets a set of users who do not need the complexity of existing products.</p>	<p>Southwest Airlines’ cheap flights first targeted Texas business travelers who previously had to drive between Dallas, Houston and San Antonio and later leisure travelers who did not regularly travel via airplane.</p>
 <p>Initially inferior to existing products. The innovation typically begins by offering worse performance than current or existing products. It is, however, considered “good enough,” and may be “simpler” than the status quo.</p>	<p>The first digital cameras had slow shutter speed, poor resolution and fewer capabilities than traditional film cameras. Today, digital cameras are the primary types used in the market, with capabilities surpassing those of many film cameras.</p>
 <p>Less expensive than traditional or current products. Existing products generally become overly complex as new “features” are added, and therefore more expensive. When introduced, the disruptive innovation is significantly cheaper than similar products.</p>	<p>Compared to professional dental whitening, which cost on average US\$400, whitening strips offer similar results with a less cumbersome process and a cheaper price tag of US\$44 for two weeks.</p>
 <p>Typically advanced by an enabling technology. Disruptive innovations are powered by a technology that independently experiences rapid improvements in performance; think of computing, mobile communications technology, nanotechnology and biotechnology. This factor helps drive the disruptive innovation toward increasingly complex markets.</p>	<p>The Internet allowed Netflix to introduce a new business model by first offering web-based DVD rentals and, later, instant video streaming.</p>

Sources: Clayton M. Christensen, *Innovator’s Dilemma*; Clayton M. Christensen and Michael Raynor, *Innovator’s Solution*; and Michael Raynor, *Innovator’s Manifesto*.

banking services like mPesa provide cheap and simple branchless banking for a population that had been massively underserved by banking institutions. Hundreds of examples of disruptive innovation have been catalogued in recent decades, ranging from personal computers to mini steel mills. The companies responsible for disruptive innovations often grow to dominate the industries they enter.

Health Clinics. Disruptive innovations are springing up throughout the health care industry. One example is the *MinuteClinic*, which offers quick and convenient health care delivered by nurse practitioners at kiosks in retail stores. The idea behind MinuteClinic is to integrate simple, high-quality healthcare solutions into consumers' lifestyles. MinuteClinic visits are 30 to 50 percent cheaper than an office visit at a primary care clinic, and users report a satisfaction rate of more than 97 percent.²⁶

As a new entrant, retail clinics represent a threat to many traditional health care industry stakeholders. To consumers, health plans and employers, they offer an important care alternative, with "good enough" healthcare now available at 518 clinics in 25 states.²⁷ As higher-volume, lower complexity transactions move to MinuteClinic models, they will also help reveal the real costs of the more complicated and expensive low volume health care cases because it ends the cross subsidy that exists today.²⁸

iPads. The iPad may represent another disruptive innovation. With its simple design and intuitive user interface, the iPad provides a "good enough" alternative to more expensive laptops for customers who don't require many of the features laptops offer. While the first-generation iPad

lacked features such as a webcam and a USB port, it was "good enough" for email; playing videos/music/podcasts; viewing photos, books and pdf documents; playing games; surfing the web; and social networking.

In the first decade of the 21st century, only a few hundred thousand tablet devices were sold.²⁹ Apple, by contrast, sold *14.8 million* iPads in its first year.³⁰

Cell phones. In the early days of mobile devices, "good enough" meant a large device, dropped calls, poor audio, short battery life and high cost. These bulky cell phones did, however, offer the disruptive advantage of mobility. With improved technology over time, these performance trade-offs began to vanish. As the cost/performance curve changed, so did adoption, with cell phones eventually replacing many landlines and overtaking computers as the device of choice for most consumers. By 2010, there were more than 5 billion mobile phones worldwide, five times the number of PCs.³¹

Disruptive innovations have revolutionized many industries. They've affected how we entertain ourselves, how we communicate with one another, how we shop and how we travel. With budgets tightening and little appetite for new taxes, what can the public sector learn from decades of disruptive innovations? A start would be to take note of Apple's late 90s ad campaign... it's time for the policymakers to think differently.

The public sector economy

A new way to think about the public sector

You have to look pretty hard to find examples of disruptive innovation in the public sector. One's first inclination may be to blame this on structural issues unique to government. And to be sure, profit motives, competitive pressures and other factors that propel disruptive innovation in the private sector are muted or absent in the public sector. Moreover, government rules and regulations often prevent the "less good," potentially disruptive option from even entering the market for public services.

Even so, the lack of disruptive innovation in government is *not* inevitable. Government actually has certain built-in *advantages* it can use to overcome some of its distinct structural obstacles, and encourage and shape disruptive innovation. Let's consider some important points:

Governments can shape the markets in which they operate

Until recently, residents in some rural areas couldn't access many retail goods now taken for granted. When they *were* available, their prices were much higher than in cities and suburbs. Walmart brought low prices and every manner of consumer goods to rural America. It also brought unprecedented *buying power* to the retail market, meaning that the company could deliberately shape the entry of products into new markets, and thus help drive down prices.

Similarly, government's enormous buying power has the potential to shape and create markets in ways that can deliberately foster disruptive innovation. At US\$500 billion annually, the U.S. government, for example, is the world's largest purchaser of goods and services. In dozens of economic sectors, from K-12 education to defense, from transportation infrastructure to health care, government is either a dominant or *the* dominant buyer in the market. The public sector already plays a major role in each of these markets, whether intentionally or not. Instead of simply supporting status quo approaches whose costs typically increase over time, public agencies can use their buying power to steer markets where they are a major buyer or deliverer towards more low-cost, disruptive approaches. This often means opening up the market to new, low-cost providers.

The armed services, for example, have tremendous power to affect the types of technologies that enter the defense market — choosing, for example, to rapidly expand the number of unmanned or remotely piloted vehicles

conducting air and maritime surveillance, reconnaissance, command and control, airlift and combat missions. And the same is true for other sectors. If state legislatures, for example, believe that online learning can transform education — and do so at a lower cost — they can “grow” the market for this innovation by redirecting existing funding from traditional models.

In the social services arena, the UK government has used its buying power to build aggressively the capacity of social enterprises and private providers to deliver an array of social services. Dozens of innovative new models of service delivery have resulted from this focus.³²

Within the markets government operates in exist multiple segments with a diversity of providers — for profit, nonprofit, public sector, social enterprises and so on. Consider education. Traditional K-12 schools, pre-school, tutoring, test preparation, remedial education, specialized language instruction and vocational education all constitute distinct market segments. Each segment in turn has considerably different degrees of public and private sector involvement in the market.

Thinking of the public sector as a “public service economy”³³ with multiple market segments and, potentially, thousands of providers is a useful starting point in seeing opportunities for disruptive innovation.

Each government market involves trade-offs that drive up costs or reduce performance

Within each of the market segments of the public service economy *exist certain "trade-offs" or "constraints."* A trade-off defines the limits of what is possible at any given time. It forces you to choose between, for instance, a product that is very simple to use and one that might have far superior performance possibilities but is more complicated.³⁴

The most common trade-off in the public sector is between the "price" we pay for a public sector good and its performance. In education, for instance, it is generally assumed that better performance requires more teachers, smaller class sizes and better facilities. Under the traditional model of schooling, *reducing* the number of teachers and *increasing* class size — as is happening across cash-strapped America today — is typically seen as harming performance.

The same perceived price-performance trade-off plays out across the public sector. Better intelligence capabilities require governments to spend large sums on expensive technologies such as satellites. Safer streets require more prisons. Greater national security means more bombers and more boots on the ground. Reduced traffic congestion requires more roads, bridges and tunnels. Better performance and capabilities inevitably *seem* to involve paying more.

Other trade-offs exist as well. A common one in government is the trade-off between convenience and quality. The IT systems that support many government programs are extremely sophisticated — sometimes so complex that only a tiny percentage of public employees ever learn how to use them effectively. The child welfare systems that support social workers in many states and counties, for instance, are big investments aimed at tracking cases. But in many cases, these systems cannot talk to each other and are extremely difficult for case workers to use.

Government stimulus spending exemplifies another traditional trade-off; that between speed and quality. The pressure to move quickly vastly increases the likelihood of fraud, waste, and abuse. Cost overruns, time overruns, cancelled projects, poor project selection, bid rigging, false claims, corruption and kickbacks are just a few of the consequences of trying to move too fast to spend public money.³⁵ To try to break this trade-off, the Obama administration built in an unprecedented degree of public transparency into how the 2009 stimulus funds were spent. Much of the watchdog role of identifying fraud was outsourced to citizens themselves who were encouraged to report suspected fraud, waste, or abuse on a user friendly website.

Access versus performance is another common trade-off. From schools to policing to libraries, wealthy communities typically can afford to provide more and better public services than poorer communities. They often pay their teachers higher salaries, have more police officers and offer residents better amenities. Breaking this trade-off might entail finding a way for children in poorer communities to have access to top-quality schools, health care and athletic facilities without dramatically raising costs.



Trade-offs to be broken

- | | | |
|--------------------|----|-----------------------------|
| • Price | or | <i>performance</i> |
| • Access | or | <i>performance/cost</i> |
| • Speed | or | <i>quality</i> |
| • Level of effort | or | <i>result</i> |
| • Customer delight | or | <i>customer convenience</i> |

Disruptive innovation eliminates critical trade-offs

Ten years ago, if you wanted to see a 1950s art house classic, you could drive to the nearest video store, search the movie stacks, hope they carried the movie and hope it wasn't checked out — not a terribly convenient process. Yet it did allow you to watch the movie you wanted to see, when you wanted to see it — if you were lucky. The trade-off was between convenience (watching something that happened to be on cable that night) and satisfaction (watching exactly the movie you wanted that night).

Netflix *shattered* this trade-off. Its video streaming service allows us to order up any of tens of thousands of movies and television shows, and watch them in the comfort of our home within seconds.

Or consider automobiles. For many city dwellers, owning a car is a major hassle. They may use their cars only occasionally, yet still have to fight for parking spaces or shell out a fortune for garage parking on top of a US\$400 monthly car payment. As costly and inconvenient as this is, it generally still beats finding a rental car agency, waiting in line and paying US\$50 a day each time you want a car to go shopping.

In many cities, however, this frustrating trade-off no longer exists. Car-sharing services such as Zipcar allow urban dwellers to pick up a car within blocks of their homes, for less than US\$10 an hour. Best of all, you can pick up a sports car for that special date one night and use a pickup truck the next day to transport your new sofa.

Car-sharing services break multiple trade-offs — price vs. performance and access vs. performance. People who may not be able to afford car ownership can have regular access to cars at a fraction of the price of ownership, and without

“Trade-offs define the limits of what is possible at a point in time, not what is possible for all time. We learn. We improve. We innovate. In other words, we figure out how to get more for less.”

Michael Raynor, author, *The Innovators Manifesto*³⁶

all the hassles. By breaking these trade-offs, Zipcar and 200 other similar car-sharing services may disrupt both the car rental and car ownership markets.

What about government? How can disruptive innovation help government to break trade-offs and reduce costs? What are the best opportunities to do so? The next section provides five examples of how disruptive innovation can significantly lower costs in the public sector by breaking similar trade-offs.

Catalysts for disruptive innovation

- Not a sustaining technology
- Produced by an autonomous organization
- Less expensive than traditional technology
- Maintains cost-competiveness over time
- Enabled by a rapidly evolving technology
- Demonstrated effectiveness in real-world use
- Avenues created for low-risk innovation

Opportunities for disruptive innovation

Five cases in the public sector

Transforming criminal justice with electronic monitoring

For decades, politicians have offered voters a stark choice: less crime and greater safety means tougher sentencing laws and a great deal more money spent on incarceration. *Fewer* prisoners, in turn, were seen as equaling higher levels of crime.

This perspective has dominated criminal-justice thinking in much of the world, and nowhere more so than in the United States, which houses a higher percentage of its population behind bars than any other country. With less than 5 percent of the world's population, America has nearly one quarter of the world's prisoners."³⁷

As of 2008, approximately 2.3 million people were behind bars in the United States, equivalent to about one in every 100 adults. This represents a *300 percent increase* in the prison population from 1980, when half a million Americans were behind bars.³⁸ Lower-level offenders, moreover, have accounted for a significant portion of this growth.

This rise in incarceration came at a huge monetary cost. U.S. state corrections costs now top US\$50 billion annually and consume one in every 15 discretionary state budget dollars.³⁹ Prison costs now trump higher education costs in some states.⁴⁰ California, for instance, spends 10 percent of its general revenue on prisons and only 7 percent on its higher education system of 33 campuses and 670,000 students.⁴¹ And the social cost for many minority communities, where a large percentage of the young men are now locked up, is staggering.⁴²

Though the United States tops the charts in prison population, many other countries from Brazil to Russia, also incur huge budgetary and societal costs from extremely high incarceration rates.



Breaking the trade-off

The technology with the greatest potential to break this trade-off and disrupt traditional incarceration originated as a way to monitor the eating habits of cows. For years farmers have used radio frequency-identification (RFID) tags to keep track of their cattle.

Today, the technologies involved in electronic monitoring include home monitoring devices controlled by radio, wrist bands and anklets tracked by global positioning systems (GPS), alcohol testing patches and even voice recognition.

The criminal justice system uses electronic monitoring (EM) technologies primarily for offender tracking, confirming that offenders are where they are supposed to be or are prevented from approaching identified high-risk areas. For example, authorities can be alerted when a sexual offender approaches a school or playground.


EM technologies generally fit into one of two categories, passive or active. *Passive* monitoring involves programmed contact, whereby a computer calls an offender at random or at

specific times of day. The technologies are passive in that the offender's presence is only noted when contact is made. *Active* monitoring systems are more common, and are called active because a *continuous* signal exists between the offender and monitoring authorities. Typically, some sort of transmitter attached to the offender (an anklet or bracelet) continuously transmits their whereabouts via GPS or RFID tags.⁴³

By removing low-level offenders from jails and prisons and putting them under house arrest, local, state and federal governments could dramatically reduce their spending on incarceration.⁴⁴ It replaces a one-size-fits-all approach for offenders with one that better segments the population and employs the most appropriate and cost-effective approach for each offender segment depending on the crime committed and potential danger to the community.

In 2008, the average daily cost of incarcerating a prison inmate in the U.S. was US\$78.95.⁴⁵ By contrast, the average daily cost of managing offenders through electronic monitoring technologies ranges between US\$5 and US\$25 per day, depending on the type of technology used and

Figure 1: Number of offenders that can be tracked for the cost of one prison bed



Approximately 5 ½ offenders can be electronically monitored for the cost of incarcerating one offender behind bars



Criminal justice by the numbers

- Corrections costs (US)=US\$50 billion annually
- Consumes 1 of every 15 discretionary state budget dollars
- California spends more on prisons than higher education

the community using the technology.⁴⁶ Many localities, moreover, bill offenders for the cost of electronic monitoring and equipment.⁴⁷

Non-violent offenders today make up more than 60 percent of the U.S. prison and jail population.⁴⁸ Figure 2 shows the potential savings that could be generated by shifting varying percentages of these non-violent offenders from incarceration to electronic monitoring. The approximate annual savings of moving 50 percent of low-level offenders to electronic monitoring would be about US\$16.1 billion.⁴⁹

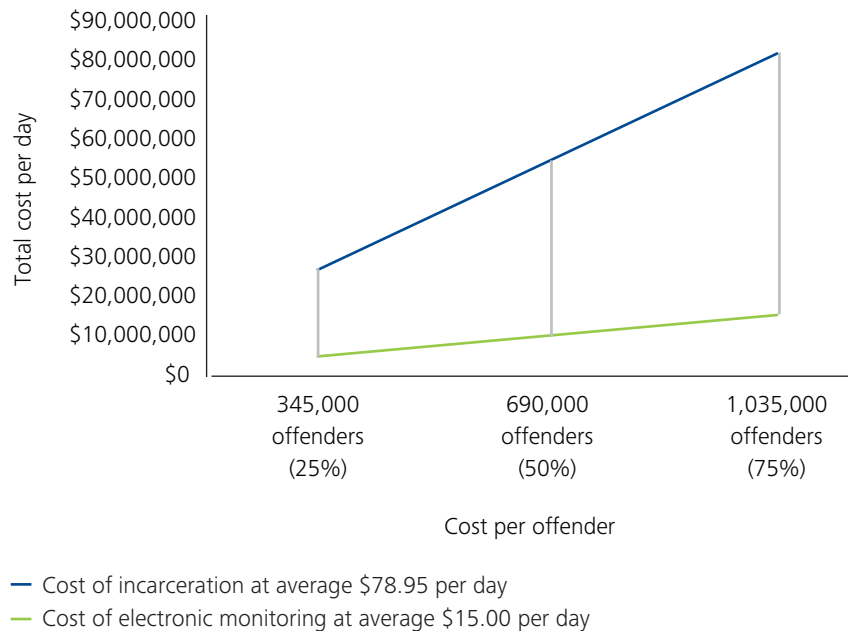
In addition to direct savings, EM also creates significant savings in opportunity costs. The Pew Charitable Trusts estimates that “two-thirds of male inmates were employed and more than half were the primary source of financial support for their children” before beginning to serve their sentences.⁵⁰ Placing these offenders behind

bars, at an enormous cost to government, also removes them from their jobs. They are no longer providing tax revenue to their communities and can no longer provide for their families, increasing the demand for government resources.

Pace of disruption

In the United Kingdom, about 70,000 offenders annually are subject to electronic monitoring, a number likely to rise significantly in the near future.⁵¹ In October 2011 alone, the UK government bid out £1 billion worth of electronic monitoring contracts. Significant growth in electronic monitoring also is expected in other European countries as well as Brazil and South Africa.⁵²

Figure 2: Potential net savings per day from electronic monitoring



Source: Deloitte GovLab. About 2.3 million Americans are behind bars. About 60 percent or nearly 1.4 million of them are low-level offenders. The table reflects net savings generated per day by moving low-level offenders from behind bars to electronic monitoring.



Cost savings from electronic monitoring

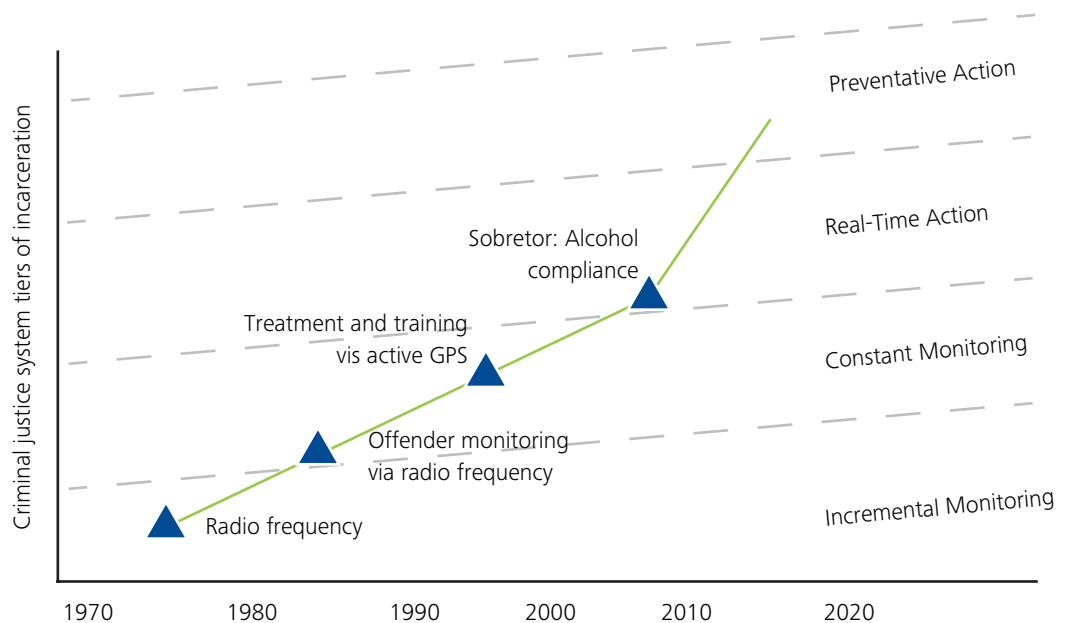
- Daily costs of prison in the US=US\$78.95 a day
- Daily cost of electronic monitoring=US\$5–US\$25 daily
- Savings from moving 50% of low-level offenders from prison to EM=US\$16.1 billion

Already, new devices such as alcohol detection patches are augmenting EM by monitoring and thus discouraging specific behaviors, such as consuming alcohol or drugs. These technologies force the criminal “to monitor himself... effectively outsourcing the role of prison guard to prisoners themselves.”⁵³

Several governments have made concerted efforts to spur the more rapid adoption of electronic monitoring. The United States is believed to be the biggest subscriber to electronic monitoring. More than 20 different electronic monitoring companies provide electronic monitoring for more than 100,000 offenders according to best estimates.⁵⁴ Other countries are moving rapidly in this direction.

Will EM disrupt how we think about incarceration for non-violent offenders? Only time will tell, but as governments are forced to seek cost reductions and innovative ways to use existing resources, EM is already climbing the productivity curve (see figure 3).

Figure 3: Expanding capabilities of Electronic Monitoring (EM)



Source: Deloitte GovLab

Defense: Unmanned Aerial Vehicles (UAVs)

Warfare is *enormously* expensive. U.S. military superiority results from a number of factors, but one of them surely is having the most sophisticated weaponry — and a lot more of it than anyone else. But the latest, greatest fighter jets, ships and submarines don't come cheap. Between fiscal year 2000 and 2011, the U.S. Department of Defense's (DoD's) base budget increased by 91 percent.

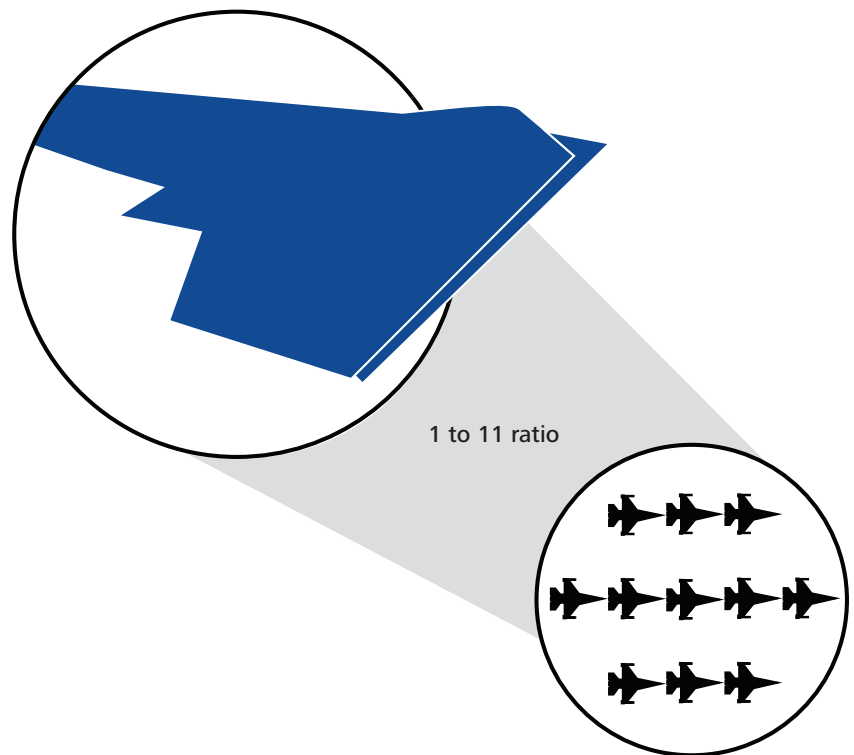
In recent years, however, at least one disruptive technology has gotten considerable traction in warfare. Once a feature of science fiction, the unmanned aerial vehicle (UAV) has become "the poster child for transformation" of the military⁵⁵ — and what may turn out to be one of the most important new military weapons of our time.

Today, the U.S. military, intelligence and border security sectors employ UAVs for an astoundingly diverse range of activities, including real-time surveillance, critical combat search-and-rescue missions and assistance in the apprehension of terror suspects. Moreover, UAVs are now being used to execute operations typically reserved for manned attack aircraft, such as missile strikes on high-value targets.⁵⁶

In all, it's estimated the United States has more than 7,000 UAVs in operation.⁵⁷ Others are racing to catch up — more than 50 countries have built or bought unmanned aerial vehicles, according to defense experts.⁵⁸ Recent estimates indicate that the UAV industry, supporting a broad and evolving range of military, intelligence and commercial sector activities, will become a US\$50 to US\$94 billion annual business within the next 10 years.⁵⁹

Thanks to their persistence, cost, and flexibility, UAVs are clearly *disrupting* existing defense and intelligence operations.⁶⁰ The Pentagon's recommendation to curtail the development of the manned F-22 and F-35 aircraft while increasing its procurement of UAVs is just one sign of this development.⁶¹ Additionally, in the future, the Navy plans to dramatically expand the number of remotely piloted vehicles to perform underwater missions such as finding mines, detecting enemy ships and providing port and harbor security—missions now routinely conducted by more expensive manned vehicles.

Figure 4: Number of UAVs that can be purchased for one manned aircraft



Breaking the trade-off

One of the best-known UAVs is General Atomics Aeronautical System's (GA-ASI's) Predator drone. As with other disruptive innovations, the Predator has consistently broken existing cost and performance trade-offs in the defense and intelligence arenas. At roughly US\$4.5 million, the Predator costs just a fraction of the tab for manned aircrafts and satellites; it even undercuts other UAVs in cost-competitiveness.^{62, 63}

As for performance, Predators and other UAVs actually provide several key performance capabilities that exceed those of manned aircraft: persistence (the ability to provide persistent coverage over an area for an extended period of time); flight longevity (days compared to hours for manned aircraft); undetected penetration; the ability to operate in dangerous environments; and

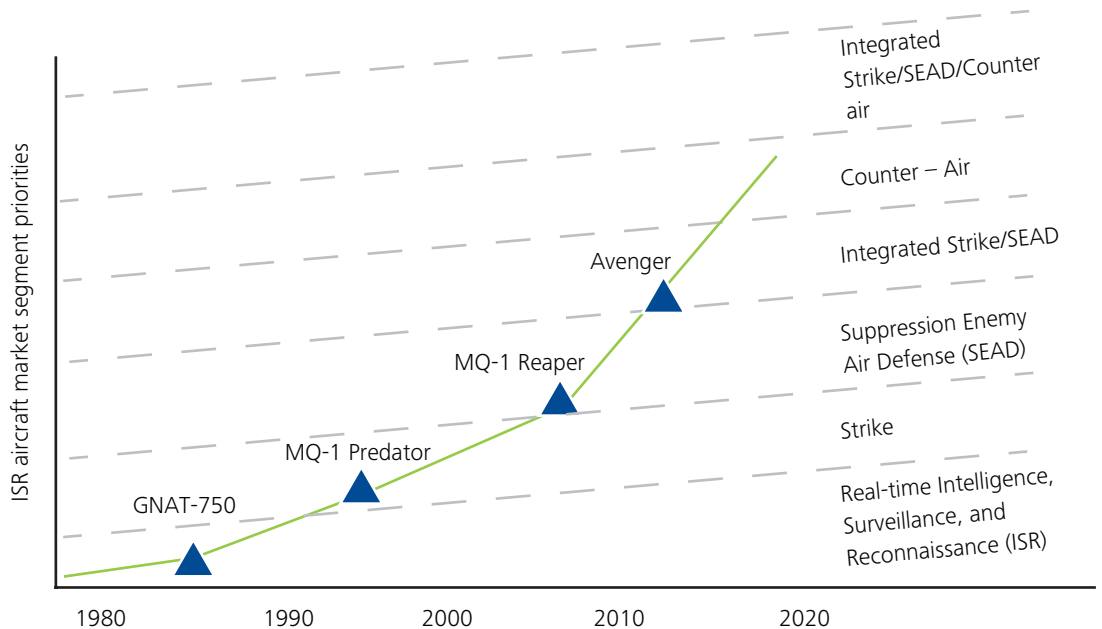
the ability to conduct remote operations with fewer direct combat personnel.⁶⁴ And of course, they do not require a pilot to go into harm's way.

Pentagon officials say the remotely piloted planes, which can beam back live video, have done more than any other weapons system to track down insurgents and save American lives in Iraq and Afghanistan.⁶⁵ "[The] remotely piloted aircraft was one of the most important developments since 9/11," says Air Force Chief Scientist Dr. Mark Maybury.⁶⁶

How did this come about?

The viability of the UAV as a modern surveillance and reconnaissance platform first was realized during the 1980s, when Israel demonstrated the advanced capabilities of its low-cost Scout

Figure 5: The rapidly expanding capabilities of UAVs



Source: DGovLab and Innosight LLC

In 2011, the U.S. Air Force will train more “joystick pilots” than new fighter and bomber pilots.⁶⁷

UAV over Lebanon’s Bekaa Valley. The Scout was capable of real-time surveillance and was difficult to detect and destroy, as it was made of lightweight fiberglass with a low radar signature.

The big break for UAVs, however, came in the mid-1990s, when the Advanced Concept Technology Demonstration program (ACTD), a small procurement shop at the Pentagon responsible for funding and testing innovative technologies, decided to invest in them. The Predator effort began with a 30-month ACTD contract awarded in January 1994.

The Predator’s mission is to provide long range (500 nautical miles), long endurance (up to 40 hours) and near real-time imagery for reconnaissance, surveillance and target acquisition. These capabilities were demonstrated in Bosnia. The performance data gathered there “convinced the military users that the Predator was worth acquiring.”⁶⁸



Pace of disruption

Once integrated into defense and intelligence operations, the UAV adapted quickly to evolving performance needs. Recalls General Atomics CEO Tom Cassidy Jr.: “The airplanes, the way we designed them, was for a lot of growth, to be capable of carrying weapons and to control them through satellites. We figured that was kind of the way of the future...”⁶⁹ From miniaturization to real-time digital imagery, the Predator and other UAVs such as the Global Hawk, Reaper, Sky Warrior and Avenger have continuously advanced to meet the dynamic challenges of post-9/11 military warfare.



A sampling of the diverse uses of UAVs

Military and Intelligence

- Reconnaissance
- Surveillance
- Strike
- Close combat support
- Deception operations

Security

- Policing
- Border Patrol
- Perimeter security – (close quarters, inside buildings, over hills)
- Port monitoring / security

Environmental, emergency response and infrastructure

- Surveillance (intelligence, oil rigs and pipelines)
- Storm and weather monitoring
- Search and rescue
- Emergency management (wild-fire monitoring, suppression, and fire-crew information tool)
- Damage assessment (natural disasters, battle environments)
- Monitoring real estate

The terrorist attacks of September 11, 2001 created new demand for weapons systems that could conduct reliable, real-time surveillance and reconnaissance as well as satisfy combat needs. In response to these changing needs, General Atomics equipped Predator drones with Hellfire missiles. The Air Force put the weaponized Predator into immediate use in Operation Enduring Freedom, hitting approximately 115 targets in Afghanistan during its first year of combat operations. According to one report, “Iraqi soldiers actually surrendered to a Pioneer, knowing that after it spied them, gunfire was imminent.”⁷⁰

The UAV experience demonstrates that revolutionary technologies can disrupt even the most seemingly hidebound operations. UAV proponents in and outside of government began by identifying a need for low-cost, basic unmanned aircraft. Once the initial technology was proven, the UAV manufacturers continually and relentlessly improved the capabilities. As a result, UAVs have transformed the way the U.S. government conducts intelligence and military operations. Even the successful operation to uncover and kill Osama Bin Laden relied on intelligence gathered by a stealth UAV.⁷¹

The flexibility, versatility, and low costs of UAVs have resulted in their extension into an amazingly diverse set of tasks (see accompanying box).

Five lessons learned from UAV adoption

The convergence of multiple internal and external factors helped UAVs emerge as a disruptive innovation in the defense space.

#1. Organizational autonomy

UAVs were introduced as an alternative technology to manned aircraft by General Atomics Aeronautical Systems Inc., a company outside the ranks of traditional military aircraft contractors. The company invested tens of millions of dollars of its own money into UAV technology in the belief that UAVs would prove transformational. “Everyone talks about how the world has changed,” explained CEO Tom Cassidy in justifying the investment. “We’re building the technology for where it’s going.”⁷²

#2. Start off worse but rapidly evolve the technology

Although the initial UAVs lacked dual surveillance and combat capabilities, they were significantly less expensive than traditional aircraft — and safer for personnel, obviously.⁷³ UAV capabilities rapidly evolved to satisfy the changing needs of post-9/11 warfare.⁷⁴

#3. Highly adaptable platform

The rapid evolution of UAVs was made possible by highly nimble platforms that proved extremely conducive to customization and improvement, which includes everything from video cameras to missiles.



#4. May require significant trial and error

Prior to the Predator UAV, the U.S. Department of Defense (DoD) experienced repeated failure launching a UAV program. Between 1975 and 1996, the DoD spent about US\$4 billion on nine UAV programs that were all canceled without producing significant real-world benefits to national military or intelligence activities.⁷⁵ Importantly, however, the DoD, the intelligence community and defense manufacturers didn’t give up.⁷⁶

#5. Proof of concept

UAVs gained momentum once they were proven in combat. A pivotal point in their acceptance was the effectiveness of the Predator during the beginning of the Iraq and Afghanistan wars.

K-12 education

“At least two-thirds of U.S. students will be doing most of their learning online by 2020.”

Tom Vander Ark, CEO of Open Education Solutions

Today’s students have more choices in classes, better facilities and a wider variety of learning experiences than ever before. But the fundamental way in which most children are taught has not changed significantly in more than a century. And while education has become considerably more expensive, it has failed to achieve a corresponding increase in performance.

Breaking the trade-off

The tradeoff schools have faced is between the kind of standardized teaching that occurs in most public-school classrooms and the more personalized instruction a student might receive from a tutor or at an elite prep school. Smaller class sizes, smaller schools, “schools within schools” and other reforms all reflect attempts to move up the performance curve. The trade-off, however, is that such reforms typically are quite expensive.

Online learning, or a blended learning environment of digital learning and traditional instruction, may be capable of breaking this trade-off. How? By *personalizing* the learning experience according to individual student learning styles and pace, and doing so without increasing the number of teachers. Within five years, most learning platforms will have a smart recommendation engine similar to iTunes Genius that can create

customized learning experiences, predicts Tom Vander Ark, CEO of Open Education Solutions.⁷⁷ These new, customized learning systems typically are based in the “cloud” and accessible to students anywhere.

Pace of disruption

Thanks in part to much greater capabilities, today’s online learning courses are moving rapidly from test preparation and correspondence classes into mainstream education. More than 4 million students at the K-12 level took an online course in 2011, up significantly from just 1 million three years earlier.⁷⁸ About 250,000 U.S. students attend online schools full time, mostly through virtual charter schools.⁷⁹

The Innosight Institute predicts that the pace that online learning substitutes for live classroom instruction will increase dramatically in the next decade. In 2008, they estimated that by 2019, American high school students will take *50 percent* of their courses online.⁸⁰ This was a bold prediction, to say the least. If the current 46 percent annual growth rates in online learning continue, however, it may prove too conservative. Vander Ark predicts that at least two-thirds of U.S. students will be doing most of their learning online by 2020.⁸¹ That would indeed be quite a disruption.

The Khan Academy's disruptive model

One of the most disruptive education models started off as Salman Khan's side project to provide tutoring help to his cousins, nephews and nieces. The simple but effective math and science videos Khan posted to YouTube quickly went viral as thousands and then millions of students started to watch. All told, Khan's now world-renowned online learning academy has delivered more than 30 million lessons to students around the world.⁸²

The 2,700 online course modules offered by the Khan Academy range from math and science to art history to banking and money. Each lesson is free and open to anyone. With the help of philanthropic supporters, Khan's tiny six person team has steadily moved Khan Academy up the performance curve. The website now includes a sophisticated analytics engine that allows teachers and parents to

track student progress through experience points gained as the students master various subjects.⁸³ The five years' worth of data Khan now has on how students learn could eventually enable the Academy to create lessons personalized to each students' learning.

At least 36 schools have incorporated Khan Academy videos and teacher dashboards that track students' individual statistics into their teaching model.⁸⁴ The Los Altos school district in northern California uses the Khan videos to "flip" some of their classrooms: students watch the taped Khan lectures for homework so teachers can spend class time working one-on-one with students, helping them work through tough questions.⁸⁵ Teachers in hundreds of other schools similarly use online tools to flip their classrooms and deliver more customized instruction.



Transforming higher education



Higher education by the numbers

- Tuition and fees at U.S. public and private colleges rose by an average of 439 percent *after* allowing for inflation (from 1982 through 2007)⁸⁶
- 6 to 7 percent annual price increases for three decades
- The average university spends US\$4 to US\$5 on overhead for each dollar spent on teaching, testing and research

Few if any sectors of our economy in recent decades have experienced price and cost increases as massive as those in higher education. From 1982 through 2007, tuition and fees at U.S. public and private colleges rose by an average of 439 percent *after* allowing for inflation.⁸⁷ Three decades of 6 to 7 percent annual price increases have put college beyond the means of most families without resorting to huge student loans.⁸⁸

Scores of books and studies have attempted to explain the factors behind this dizzying cost spiral.⁸⁹ What they tend to conclude is encapsulated in a pithy phrase from Kevin Carey of the Washington, D.C.-based think tank Education Sector: "Everyone wants to be Harvard."⁹⁰

Every college and university wants to have the leading researchers who publish in top journals and lure federal grants, while also offering the most state-of-the-art academic, sports and leisure facilities. Today's institutions of higher education try to do so many jobs that they've become extraordinarily complex organizations, with huge costs tied up in the overhead and administrative costs. According to the Center for American Progress, the average university spends four to five dollars on overhead for each dollar spent on teaching, testing and research.⁹¹

The prevailing wisdom in higher education is that it's not possible to reduce costs and improve quality. The belief is that controlling costs would mean lower quality; reduced course selection; more teaching assistants and adjunct lecturers and fewer professors; and staff layoffs.⁹² But are these assumptions actually true?



“A big chunk of the best-known American colleges... try to compete on exclusivity and the quality of the experience, not on price.”

Anya Kamenetz, author of *DIY U*⁹³

Breaking the trade-off

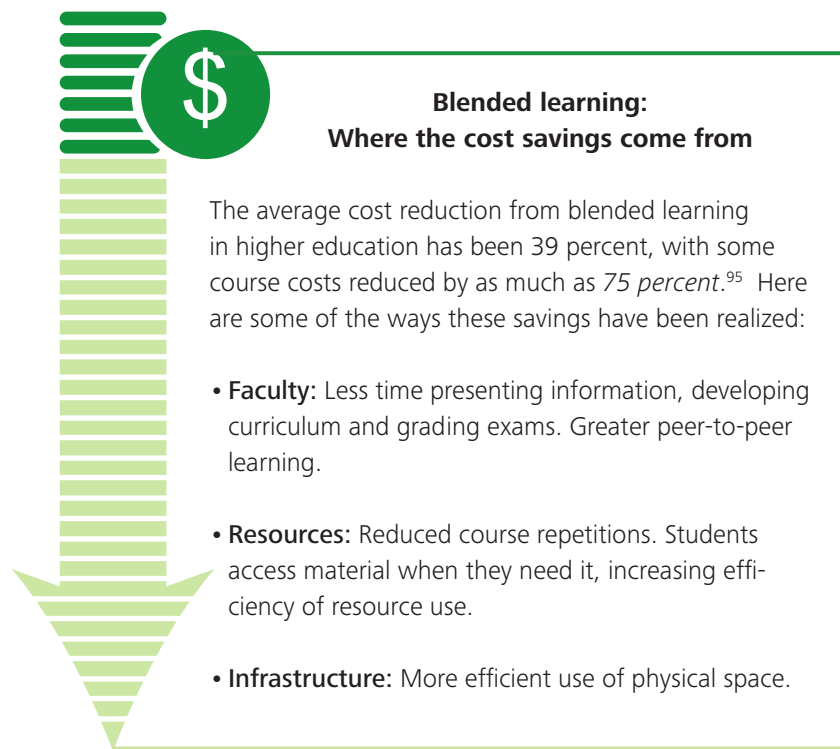
The key to disruptive innovation in higher education is to *unbundle* the different services colleges provide, and to bring a greater range of providers into the market.

As with K-12 education, *online learning* is the technology offering the most potential to transform higher education’s basic business model. It can be used to unbundle some of the services colleges now provide, allowing students to pay only for what they need.

Disruptive entrants such as the University of Phoenix, DeVry, Western Governors University, MIT’s OpenCourseware and MITx, the United Kingdom’s Open University and many community colleges unbundle the cost of learning from the hefty costs of stadiums, student unions, swimming pools, fitness centers and administration. Online learning allows their low-cost business models to scale upward and compete against traditional colleges and universities.

Can online learning achieve good results while offering significantly lower costs than traditional college instruction? The evidence suggests it can.

During the last decade, the National Center for Academic Transformation (NCAT) has worked with hundreds of public universities to redesign individual courses around a blended model of education that takes greater advantage of technology.⁹⁴ These course redesigns have covered all sorts of disciplines, from Spanish to computer science to psychology. They typically incorporate digital learning tools — simulation, video, social media, peer-to-peer tutoring and software-based drills — as well as some traditional classroom lecturing.



“The most powerful mechanism of cost reduction is online learning. All but the most prestigious institutions will effectively have to create a second, virtual university within the traditional university...”

Clayton M. Christensen and Henry Eyring, *The Innovative University*

The average cost reduction has been a whopping 39 percent, with some course costs reduced by as much as 75 percent.⁹⁶ All in all, the cost of delivering a four-year degree with only online curriculum (with instructors) is less than US\$13,000 compared to US\$28,000 and US\$106,000 at typical public and private institutions respectively.⁹⁷

As for the quality, from test scores to student satisfaction to graduation rates, outcomes have also improved according to NCAT.⁹⁸ At the University of New Mexico, the drop-withdrawal-failure (DWF) rate in a psychology course fell from 42 percent in the traditional format to 18 percent in the new blended model. Meanwhile, Virginia Tech’s redesigned math course resulted in test scores rising 17.4 percent and the failure rate plummeting by 39 percent.⁹⁹

Pace of disruption

As with K-12 education, online higher education is increasing at a brisk pace. Open University is now the biggest university in the United Kingdom with more than 250,000 students and 1,200 full-time academic staff.

In the United States, about 6.14 million students enrolled in at least one online course in 2010. Fully 31 percent of all college and university students now take at least one course online.¹⁰⁰



Intelligence: Open-source data analytics



Rising costs of U.S. intelligence

In fiscal 2010, the National Intelligence Program, run by the CIA and other agencies that report to the Director of National Intelligence, cost US\$53.1 billion, while the Military Intelligence Program cost an additional US\$27 billion.¹⁰¹

As with defense, intelligence doesn't come cheap. The collection and analysis of intelligence has become a particularly complex and resource-intensive task. Better intelligence capabilities historically required more people, more satellites, and lots of very expensive custom technology. Complexity increased due to new external threats, and by adding intelligence agencies, creating barriers to information sharing, and increasing technological demands.¹⁰²

Civilian and military intelligence cost the U.S. government US\$80 billion in 2010, more than twice what was spent in 2001.¹⁰³ This price tag dwarfs the US\$42.6 billion spent on the Department of Homeland Security or the US\$48.9 billion State Department budget.¹⁰⁴

Many intelligence capabilities were created, refashioned or grown in the wake of 9/11.¹⁰⁵ The massive growth caused even former Defense Secretary Robert Gates to remark: "Nine years after 9/11, it makes a lot of sense to sort of take a look at this and say, 'Okay, we've built tremendous capability, but do we have more than we need?'"¹⁰⁶

The extreme level of technological sophistication needed for advanced intelligence has resulted in a number of high-profile failures, perhaps the most well-known being the cancellation of a six-year, multi-billion-dollar effort to develop the next generation of spy satellites, the Future Imagery Architecture.¹⁰⁷ Human intelligence or "HUMINT" also comes at a cost — the cost of human life, as it often requires placing American operatives and foreign agents in potentially deadly situations.

Breaking the trade-off

Given today's budgetary environment, the meteoric rise in intelligence spending is over — in fact many intelligence agencies are already planning for significant budget cuts. The question then becomes: can these same agencies provide critical intelligence capabilities at a lower price?¹⁰⁸ The combination of two developments suggests the answer to this question may be yes.

The first development is the rise in open-source intelligence (OSINT). This refers to the broad array of information and sources publicly available from the media, social networks, academia and other public data. OSINT has been collected since 1940, but typically this collection focused on acquiring and translating mass media such as newspapers, television, and radio. The analysis of the material was done primarily by individuals and focused on understanding trends and differences in media coverage of issues. The Foreign Broadcast Information Service was responsible for this media analysis.

In 2005, the broadcasting service, previously a CIA component, became the Open Source Center. OSC was authorized by the Director of National Intelligence, but the CIA functioned as its executive agent. The OSC was charged with

Open source information matched with advanced analytics potentially enables intelligence to be provided at a lower cost.

improving the availability of open-source material to intelligence officers and others in the government. The OSC launch signaled a more serious commitment to leveraging OSINIT, as well as the recognition that the traditional paradigm of secret intelligence operations comes with a crushingly high overhead cost.¹⁰⁹

The value of open-source information is that it's essentially free.¹¹⁰ The difficulty with open-source information is two-fold. First, many intelligence professionals view open source information as 'un-vettible' i.e., inaccurate, or not actionable. Second, with the world producing the digital equivalent of the Library of Congress every five minutes — sorting out what matters from what doesn't can seem like a Sisyphean task, the digital equivalent of finding a needle in a haystack.

A second development, advances in analytics, however, begins to address these problems. Rapidly maturing analytics technologies — modern data mining, pattern matching, data visualization, and predictive modeling tools — can help make sense of the mountains of data available today, and apply them to make more informed decisions. The speed at which these capabilities are getting better cannot be emphasized enough. Facial recognition search technology, for example, has gotten good enough to where computers can sift through millions of pictures or videos in seconds to link a picture to the identity of an individual.

These analytic technologies can help intelligence organizations to overcome data overload by pinpointing important information and filtering out extraneous data.¹¹¹ Our everyday actions in the digital world, from posting messages on Facebook to checking a bank account balance, create "digital exhaust" — trails conveying information about behavior, preferences and interactions. Analytics can help exploit this vast sea of data, thereby turning "overload" into opportunity. In the words of Clay Shirky, "there is no such thing as information overload, there's only filter failure."¹¹²

The Arab Spring provides a useful window into the power of joining open-source information with sophisticated analytics. Simply aggregating and analyzing tweets provided one valuable window into subsequent developments. Automated analysis tools discovered that an astounding 88 percent of Arabic conversations on social media during the first quarter of 2011 included political terms, up from a mere 35 percent in 2010.¹¹³

Targeted analytics examining social-media discussions about the Egyptian crisis also revealed that conciliatory actions might have saved Hosni Mubarak's job. Of all of the popular demands, ousting Mubarak was only the fourth most-popular, lagging behind intermediate steps such as ousting the interior minister, increasing minimum wages and ending emergency laws.¹¹⁴

Social sentiment analysis capabilities make it possible to predict to the day when a certain country might have a significant public protest or the growth of a political movement. Software can also now aggregate buzz expressed across various social media outlets to predict election outcomes.¹¹⁵ This includes not just the ability to

track the presence of a candidate’s or political party’s name and brand but the sentiments and context of how they are discussed in social media. Algorithms can help analysts use open source to track growing distrust of specific attributes of political leaders and political parties or anticipate an uprising.

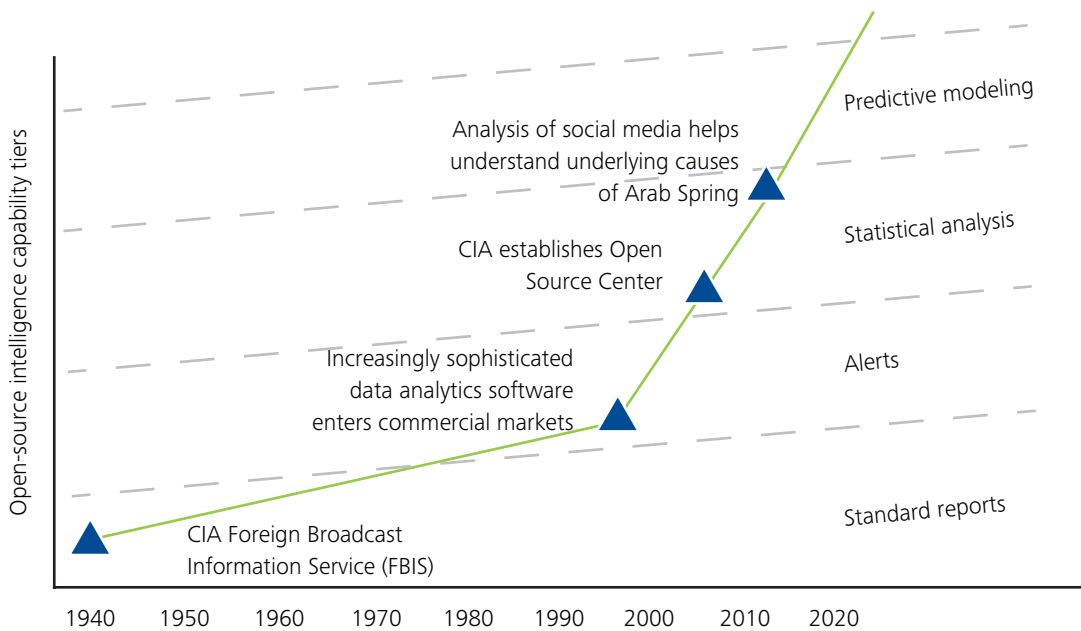
Pace of disruption

Figure 6 depicts at a very high level how the upward march in capabilities in open source methods has already impacted intelligence. IARPA (Intelligence Advanced Research Projects Activity) and DARPA (Defense Advanced Research Projects Agency) initiatives exploring how social media and sophisticated open source methods can assist the U.S. government to better anticipate significant societal events reflect the direction the capabilities are headed.¹¹⁶

Secret sources and methods will remain important for information that can only be discovered through clandestine means. Many of the new challenges facing the intelligence community, however, from detecting political instability to understanding social dynamics, might most effectively be answered through open source. As a result open source should no longer be seen, as it is today, primarily as a source of information that supports secret intelligence.¹¹⁷ Open source — particularly the marriage between large volumes of data and advanced analytic techniques — could eventually emerge as the intelligence resource of choice for many priority issues.

We live in an open world, yet the intelligence community today still operates largely as a closed loop system.¹¹⁸ Open source approaches provide one way to change this paradigm.

Figure 6: Expanding capabilities of open-source intelligence



Source: Deloitte GovLab

Additional opportunity areas for disruptive innovation

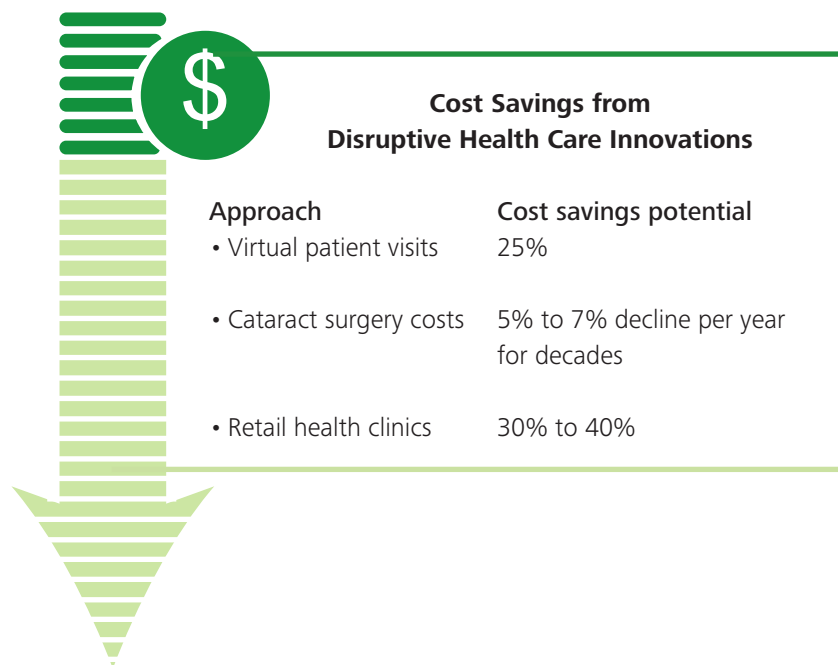
Health care

The enabling disruptive technologies and business models that can help drive down health care costs are fairly well understood.¹¹⁹ Retail clinics, tele-medicine, single organ hospitals, surgical robots, medical tourism and personalized medicine are just a few of the disruptive health care models that hold tremendous promise for breaking traditional price and performance trade-offs in this sector.¹²⁰ Virtual patient visits, for example, can cut costs by one-fourth. Cataract surgery costs meanwhile have fallen 5 to 7 percent per year for decades due to technology, process innovation and the establishment of specialized clinics.¹²¹ Meanwhile, patient visits to retail health clinics, where care is 30 percent to 40 percent less than a physician's office and 80 percent less than an emergency room, grew 10-fold between 2009 and 2011.¹²²

Development aid

Most developing countries are vastly underserved by banking institutions. But traditional international development organizations for their part are not institutionally well equipped to deliver low-cost disruptive innovations. The hugely successful Grameen Bank in Bangladesh, which offers women tiny loans to establish micro businesses and buy raw materials for self-employment, provided the first alternative model to traditional development.

Today, numerous organizations have taken Grameen's model to the next level and created technology platforms to enable anyone with Internet access and a small amount of capital to fund microfinance ventures thousands of miles away. The first online microlending platform to target the huge and underserved market of more than 2 billion people who lack access to formal or semi-formal financial services was San Francisco-based Kiva. In just a few years, Kiva has connected interested contributors to the regional networks of microfinance institutions (MFIs) in nearly 60 countries by utilizing advancements in technology to reach individuals in remote areas frequently enough to collect repayments and interest. The success of Kiva's business model is changing how governments and NGOs alike think about foreign aid.



While established humanitarian organizations initially viewed Ushahidi and its “unofficial” information with skepticism, they now specifically request the use of the platform and volunteer mappers in current disaster and conflict areas.

Emergency response

Another small organization trying to disrupt more established international aid practices is Ushahidi, which provides an open-source, free service which can overlay maps of affected regions with data gathered from a wide variety of sources including social networking sites, email, news sites, blogs and mobile text messages. Any piece of relevant information sent by individuals from their mobile phones or Internet connections in a disaster-stricken area can be monitored. Detailed maps can show, for instance, where people are trapped and where safe drinking water may be available.

Ushahidi’s major innovation is to use the beneficiaries of disaster relief — the victims — as contributors to the relief effort platform. While established humanitarian organizations initially viewed Ushahidi and its “unofficial” information with skepticism, they now specifically request the use of the platform and volunteer mappers in current disaster and conflict areas.



Fostering disruptive innovation

To summarize, we've now introduced you to the concept of disruptive innovation; described how conceiving of the public sector as a series of markets makes it possible to see how disruptive innovation might help achieve lower costs; and applied disruptive innovation to five major public services to show the concept's potential in government.

Now we can provide a framework for introducing disruptive innovation more broadly in the public sector. This framework, which draws from Michael Raynor's decade-long research into disruptive innovation, has three principal components:

Focus — identify what needs to be accomplished in the short and long term.

Shape — decide how and where to start disrupting.

Grow — protect and nurture the disruptive innovation.

Focus: What do you want to accomplish?

“Disruptive innovations trade off pure performance in favor of simplicity, convenience or affordability ... they offer ‘good enough’ solutions at a lower price.”

Dr. Rod King, author of *Business Genomics*

When Netflix pioneered an easier way for consumers to enjoy home entertainment without late fees, its strategy focused on a new way to access movies. When Southwest Airlines first introduced low-cost airfare in intrastate Texas, they were looking to serve an entirely *new* consumer. The public sector must learn to think in the same way. This entails *developing new models for solving individual and societal problems*.

The first step is to identify the best opportunity or opportunities for disruptive innovation. In some cases, as in education and higher education, this exercise is relatively easy thanks to years of previous analysis. In many cases, however, identifying disruptive opportunities will require a strategic analysis that answers the following questions:

- 1) What is the job that needs to be done?
- 2) What are the current trade-offs?
- 3) How can these trade-offs be broken?

What is the job that needs to be done?

How do you do it today? Will that change over time?

Thinking about a service or program solely in terms of the *current* process greatly limits developing a vision for how it might be changed or

improved. The way it’s done today often prevents policymakers from seeing what might be.

A more effective approach is to ask, “what is the job that needs to get done?”¹²³ For instance, thinking about how to improve today’s schools can lead you to limit your thoughts to the confines of a brick-and-mortar classroom. Instead, the question one might ask is, “How can we better educate children to prepare them for the workplace of tomorrow?” The latter question opens up a range of possibilities that may not even include schooling as it is traditionally understood.

Focusing on the *job to be done* can illuminate how to accomplish the core goals of an existing process in a different way.

What are the current trade-offs?

As we have seen, Southwest Airlines provides a good example of the identification of trade-offs. To achieve its goal of offering low-cost air travel, Southwest simplified its business model by reducing food offerings and acquiring only a single aircraft type. Southwest understood that consumers were more than willing to sacrifice some amenities for cheaper fares.

Another example is the criminal justice system. Today, offenders are placed in expensive, overcrowded prisons throughout the country. Breaking the trade-off between the price we pay for punishing offenders and the performance of the punishment regime could involve shifting low-level offenders into significantly less expensive electronic monitoring programs.

In the public sector, understanding such trade-offs can help policymakers focus on the 20 percent of a service that is “just good enough” to allow for radical savings.

Focus stage of disruption

1. What is the job to be done?
2. Identify the trade-offs
3. “Break the trade-off” via (enabling technology and a disruptive hypothesis)



How can these trade-offs be broken?

Disruptive innovation is about finding new business models that allow you to break traditional trade-offs. Such models typically combine a disruptive idea with a technology that can propel the innovation forward, into ever-greater capabilities.

A market analysis of how other public and private-sector organizations are fulfilling the job-to-be-done in different ways can illuminate innovations that break the trade-offs. It's particularly important to examine innovations in the broader commercial sector as those will often be overlooked (think of the impact email has had on government portal services). It's also critical to understand that the disruptive approach will likely start off worse than the current dominant model (but then improve over time).

One way of developing a disruptive idea is to formulate a *disruptive hypothesis* (see page 35).

What is the enabling technology?

Disruptive innovations nearly always involve the application of a rapidly improving technology. The technology enables existing trade-offs to be broken, gaps between the real and the possible to be closed and the vision of the disruptive hypothesis to be made a reality. The key is to find a low-cost emerging technology that is rapidly improving, and match it with a solution that meets the disruptive business model.

For Southwest Airlines, the technology was a new, more efficient aircraft allowing them to scale their point-to-point business structure to longer flights.¹²⁴ By using only one type of plane, flight

crews only need to know how to service one type of aircraft, making maintenance faster and more efficient than its competitors.

For Netflix, the enabling technology that enabled it to disrupt video rental stores was first the Internet and the company's recommendation algorithm. Then it was improved broadband speeds and Wi-Fi devices that allowed for video streaming.

For electronic monitoring, the technology was first Radio Frequency Identification (RFID) tags and then rapidly improving GPS technology. For education it is online learning. For intelligence, analytics technologies may enable open-source intelligence to eventually disrupt traditional intelligence methods.

One government agency constantly searching for disruptive technologies that can break existing trade-offs is DARPA. Small satellites today, for example, are increasingly capable of doing the same things as large satellites but they are also extremely expensive (up to US\$30,000 per pound to launch) and have to "go to orbits selected by the primary payload on current launchers, rather than to the orbits their designers and operators would prefer," said Mitchell Burnside Clapp, DARPA program manager.¹²⁵ The agency hopes to break these trade-offs and put satellites into orbit for less than one-third this cost. How? An aircraft would carry the small satellite and then once it reaches the desired altitude and direction, release the satellite and booster to continue its climb into space. A host of technologies identified by DARPA might enable this to happen.¹²⁶

What is your “disruptive hypothesis”?

Luke Williams, the author of *Disrupt*, defines a disruptive hypothesis as “an intentionally unreasonable statement that gets your thinking flowing in a different direction.”¹²⁷ Disruptive hypotheses, formed correctly, can help policymakers see radically different ways of getting a job done.

To develop such a hypothesis, Williams suggests first exploring the dominant clichés in the area in question and then inverting or denying them.¹²⁸ To see how this might work, let’s return to the education example. It is typically assumed that public schooling requires:

- in-person teachers
- classrooms
- textbooks
- school facilities
- cafeterias
- transportation

A disruptive hypothesis might ask: “What would happen if we tried to educate children without *any* of these elements?”

What might a different model look like? The answer is that it might look pretty similar to the virtual charter schools now operating in 30 states and educating nearly 250,000 students across the United States.

UAVs provide another example. Before the introduction of UAVs into military and intel-



ligence operations, the prevailing clichés held that sophisticated offensive air operations would require:

- a pilot in the cockpit
- expensive fuel and maintenance costs
- possibility of human error
- 10 hours maximum flight time
- Airborne Warning and Control System (AWACS) planes to provide warning and control
- long runways or carrier take-off capabilities

Could we have imagined, two decades ago, a model of military air operations that involved no onboard pilots, no large ground crews, days of uninterrupted flight time, very low maintenance and fuel costs and no need to use ground assets for targeting? Some innovators did. The result: UAVs.

Shape: How and when to start disrupting


Every gardener knows that simply covering seeds under a bit of soil doesn't guarantee a bountiful garden. A multitude of factors must be considered — water, sunlight, temperature, weeds and insect pests — and often the needs of each type of seed are different.

The situation is the same for positioning innovative ideas. An organization must identify the right set of growing conditions to cultivate its innovation.

The best place to start disruptive innovation tends to be in a market segment that is vastly overserved or not served at all by the current, dominant model of delivery.¹²⁹ The disruptor can't focus on disrupting the core mission area initially because at the beginning a disruptive solution usually cannot compete with the incumbent solution.

Returning to transport security, if you were looking for a place to test and incubate a new and cheaper way of screening travelers, it would be wise to start with a place other than airports where billions of dollars have *already* been spent to protect the flying public and keep explosives off planes. The perceived political and security "riskiness" of introducing a "less good," lower-cost alternative in this arena would probably make the effort a non-starter.

A better option for testing a new model might be somewhere that doesn't even *have* a system to screen passengers, such as a municipal subway or bus system.¹³⁰ The lack of an existing solution might cause local transit administrators to be more accepting of a radically new approach than airport security administrators.



Start the innovation in an unserved market

The upward climb of UAVs demonstrated the value of starting the innovation in a largely unserved market. The CIA developed UAVs for surveillance in the early 1990s. With its quiet operations, long flight time and lack of any need for a human pilot, the UAV perfectly fit the needs of a clandestine intelligence-gathering agency.

And the UAV had little competition from traditional intelligence. After all, it wasn't always feasible to deploy human agents on the ground, and satellite or high-altitude imagery was expensive and sometimes too inconsistent for the CIA's demand for real-time geospatial intelligence. These factors made the CIA a good test bed for investigating the emerging capabilities of UAVs.

Similarly, the best region to really test the full capabilities of an open-source intelligence model is probably not high profile areas like China, Russia or the Middle East. Instead, proponents might look for a region of the world currently underserved by intelligence community resources, such as Africa. Or, alternatively, it could be used in a region where the pace of events exceeds the capabilities of traditional intelligence. Thus the intelligence community could incubate open-source and advanced data mining and analysis activities in underserved markets, and use them to guide the collection of intelligence information from traditional sources.¹³¹

Disruptive innovations impacting the public sector will typically originate outside of large government organizations.

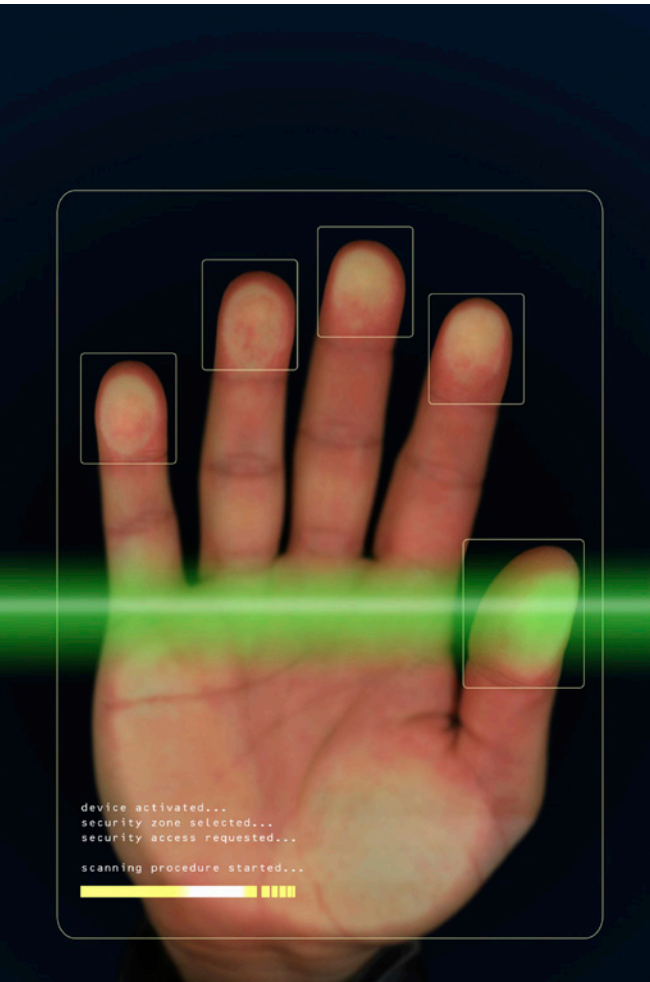
Autonomy

Shaping a successful disruptive innovation also typically requires the disruptor to have autonomy from the parent organization, the mainstream market it will disrupt and the incumbents who dominate the market. Disruptions threaten existing practices. They will typically be squashed or watered down if the disruptors don't have the autonomy to experiment with the model and then drive it upwards.

This means that disruptive innovations impacting the public sector will typically originate outside of large government organizations. The job of government officials is then to support these efforts and protect them from efforts by incumbents to kill them through regulation or similar means.

After identifying where to test and pilot the disruptive innovation, the next step is to grow it and extend it into core operations.

Grow: Nurture and extend the disruptive innovation



Jessica's Law prompted Florida to set aside approximately US\$3.5 million to procure electronic monitoring equipment and training for criminal justice professionals.

Disruptive technologies can transform whole industries and create entirely new markets and business models. For these disruptions to take root, however, they must be fostered and protected. Herein lays another advantage for leaders in the public sector. Government has an array of tools and channels that can be used to foster the growth of disruptive technologies.

These tools and channels include legislation, budget maneuvers and other special funding tools. For example, Florida legislation encouraged the growth of electronic monitoring after the 2005 passage of Jessica's Law, which mandated electronic monitoring for sexual offenders, and helped propel the adoption of GPS technology for electronic monitoring.

Jessica's Law prompted Florida to set aside approximately US\$3.5 million to procure electronic monitoring equipment and training for criminal justice professionals. It introduced the "first requirement of lifetime GPS monitoring for an entire group of people who commit a certain crime" which significantly boosted the use of electronic monitoring in Florida.¹³²

Governments have a host of other tools they can use to propel a disruptive innovation upwards. By removing subsidies, contracts and other advantages that allow incumbents to dominate a market space, governments can level the playing field to allow disruptive innovation to gain ground.

Another option is to sunset an existing program. Once it becomes clear that a disruptive innovation provides a better and cheaper business model, policymakers can reduce or end funding for the old way of doing things. This cycle should be repeated in order to pave the way for the next generation of disruptions.

Tools for growing disruptive innovation in the public sector

- **Level the playing field:** Enable the disruptive innovation to gain ground by removing the subsidies and contracts that have allowed incumbents to dominate a market space.
- **Change laws:** Some disruptive innovations may require legal and regulatory changes before they can exist and/or thrive in a given market.
- **Sunset existing program:** Once it becomes clear that a disruptive innovation is positioned for success, funding can be phased out from the current dominant approach to allow for the innovation's further growth, expansion, and development in the market.
- **Partnerships:** Public-private partnerships may help to scale the innovation.



Conclusion

A path to getting more from less

To get more for less requires doing things differently.

The deep austerity facing most governments around the Western world has become the new normal. In the wake of this, we hear a steady refrain from politicians and pundits to “do more with less.” Such exhortations tend to be met with deep skepticism — and often disdain — by the public servants charged with actually figuring out how to do this.

The cynicism is not misplaced.

Budget cutting is typically an exercise in using the blunt instrument of across-the-board cuts — in other words, doing more of the same with less money. The inevitable result, however, is not more for less but less for less.


To get more for less requires doing things differently. This entails new business models, new entrants, new technologies, and the willingness to reduce or phase out existing practices. From homeland security to education, from health care to defense, what is needed are innovations that break traditional trade-offs, particularly that between price and performance. Disruptive innovation offers a proven path to accomplish this goal and in the process transform public services.




About the authors



William Eggers is a leading authority on government reform and public-sector innovation. A Director for Deloitte Research and Senior Advisor at GovLab, he is responsible for research and thought leadership for Deloitte's Public Sector industry practice. His seven books include the Washington Post best seller *If We Can Put a Man on the Moon: Getting Big Things Done in Government* (Harvard Business Press, 2009), *Government 2.0* (Rowman and Littlefield, 2005), *Governing by Network* (Brookings, 2004), and *The Public Innovator's Playbook* (Deloitte Research 2009). His books have won numerous awards including the Louis Brownlow award for best book on public management, the Sir Antony Fisher award for best book promoting an understanding of the free economy, and the Roe Award for leadership and innovation in public policy research.



Laura Baker is a GovLab fellow and senior consultant in Deloitte Consulting's Federal Technology practice, where she has served multiple clients within the Department of Health and Human Services. Laura graduated from the University of Virginia with a BA in Economics and a BA in Foreign Affairs.



Ruben Gonzalez is a GovLab fellow and consultant in Deloitte Consulting's Strategy and Operations practice. While at Deloitte, Ruben has supported clients in the Department of Homeland Security and co-leads Deloitte's Immigration Community of Interest (ICOIN). Ruben graduated from The George Washington University with a BA in Political Science.



Audrey Vaughn is a GovLab fellow and senior consultant in Deloitte Consulting's Strategy and Operations practice, where she has served clients at the Department of Homeland Security and Department of State. Audrey graduated from the University of California, Davis with a BA in International Relations, and then earned a Masters of Public Administration from The George Washington University.

Acknowledgments

First and foremost, Michael Raynor of Deloitte Services LP, author of two groundbreaking books on disruptive innovation, served both as an inspiration for the study and an indispensable guide to the complexities of the subject. The study would not have been possible without the many hours Michael spent patiently helping the team to first gain an intimate understanding of disruptive innovation, and then to develop the framework and the cases.

Also indispensable in developing the study were JR Reagan of Deloitte and Touche LLP and Peter Liu of Deloitte Consulting LLP. JR and Peter participated in numerous brainstorming sessions, helped us think through the case studies and supplied extensive written suggestions for the study. JR, the Chief Innovation Officer of Deloitte's federal practice, also served as the executive sponsor of the study. Jill Gramolini of Deloitte Consulting LLP also provided helpful input during the ideation process.

The study is also much improved thanks to the extensive comments of two good friends, Gary Sturgess and Leif Ulstrup. Both are leading thinkers and practitioners of innovation in their own right. The several long discussions on the topic with Gary and Leif helped enormously in thinking through how to apply disruptive innovation to the public sector.

Brigadier General Peter Gersten was kind enough to review the UAV case study and provide frank and on target feedback. The case is better thanks to his comments. Others outside of Deloitte who gave time to this project and deserve thanks: Michael Horn of Innosight Institute helped us to better understand disruptive innovation in education and provided first rate feedback on the draft, while William Bales and Karen Mann of Florida State University's Center for Criminology and Public Policy Research introduced us to the intricacies of electronic monitoring of offenders.

Numerous Deloitte colleagues also provided detailed comments on the study. Jerrett Myers of Deloitte Canada, Tom Harris of Deloitte United Kingdom and Vice Chairman Robert Campbell of Deloitte Services LP reviewed the entire document and provided dozens of useful suggestions. GovLab colleagues Shrupti Shah, John Cassidy and Joe Leinbach of Deloitte Consulting LLP and Tiffany Fishman of Deloitte Services LP offered helpful feedback early in the development of the idea.

The UAV case study was improved due to excellent insights from Jim Soligan, Dan Haynes, Chuck Wald, Robert Mattson, Mikhail Grinberg and Brain Kanter of Deloitte Consulting LLP.

Similarly, Carmen Medina, Ben Truscello, Aaron Patton, Charlie Tierney and Mary Thompson of Deloitte Consulting LLP provided sophisticated feedback on the section on open source intelligence.

Recent public sector thought leadership

- **Getting Unstuck** : How to work *As One* in government
- **XBC**: Creating public value by unleashing the power of cross-boundary collaboration
- **Letting Go of the Status Quo**: A Playbook for Transforming State Government
- **Unlocking Government**: How Data Transforms Democracy
- **If We Can Put a Man on the Moon...** Getting Big Things Done in Government (Harvard Business Press, 2009)
- **Partnering for Value**: Structuring Effective Public-Private Partnerships for Infrastructure
- **The Changing Landscape for Infrastructure Funding and Finance**
- **The Public Innovator's Playbook**: Nurturing Bold Ideas in Government (Deloitte Research, 2008)
- **Changing the Game**: The Role of the Private and Public Sectors in Protecting Data
- **Government Reform's Next Wave**: Redesigning Government to Meet the Challenges of the 21st Century
- **Web 2.0**: The Future of Collaborative Government
- **Changing Lanes**: Addressing America's Congestion Problems Through Road User Pricing
- **Mastering Finance in Government**: Transforming the Government Enterprise Through Better Financial Management
- **One Size Fits Few**: Using Customer Insight to Transform Government
- **Bolstering Human Capital**: How the Public Sector Can Beat the Coming Talent Crisis
- **Serving the Aging Citizen**
- **Closing America's Infrastructure Gap**: The Role of Public-Private Partnerships
- **Closing the Infrastructure Gap**: The Role of Public-Private Partnerships
- **States of Transition**: Tackling Government's Toughest Policy and Management Challenges
- **Building Flexibility**: New Models for Public Infrastructure Projects
- **Pushing the Boundaries**: Making a Success of Local Government Reorganization
- **Governing Forward**: New Directions for Public Leadership
- **Paying for Tomorrow**: Practical Strategies for Tackling the Public Pension Crisis
- **Medicaid Makeover**: Six Tough (and Unavoidable) Choices on the Road to Reform
- **Driving More Money into the Classroom**: The Promise of Shared Services
- **Are We There Yet**: A Roadmap for Integrating Health and Human Services
- **Government 2.0**: Using Technology to Improve Education, Cut Red Tape, Reduce Gridlock, and Enhance Democracy (Rowman and Littlefield, 2005)
- **Governing by Network**: The New Shape of the Public Sector (Brookings, 2004)
- **Prospering in the Secure Economy**
- **Combating Gridlock**: How Pricing Road Use Can Ease Congestion
- **Citizen Advantage**: Enhancing Economic Competitiveness through E-Government
- **Cutting Fat, Adding Muscle**: The Power of Information in Addressing Budget Shortfalls
- **Show Me the Money**: Cost-Cutting Solutions for Cash-Strapped States

Endnotes

1. Clayton M. Christensen, Heiner Baumann, Rudy Ruggles, and Thomas M. Sadler, "Disruptive Innovation for Social Change, *Harvard Business Review*, 2006. <<http://hbr.org/2006/12/disruptive-innovation-for-social-change/ar/1>>
2. "Air Travel: Its Impact on the Way We Live and the Way We See Ourselves," <<http://www.centennialofflight.gov/essay/Social/impact/SH3.htm>>
3. "Desktop PC Price/Performance Study 2001-2005," *Computer Economics*, December 2005. <<https://www.computer-economics.com/custom.cfm?name=postPaymentGateway.cfm&id=1087>>
4. The History of Computing Project, "Mainframe — Introduction," <http://www.thocp.net/hardware/mainframe.htm>; CR4, "March 31, 1951 - The first UNIVAC I is delivered," <<http://cr4.globalspec.com/blogentry/5344/March-31-1951-The-first-UNIVAC-I-is-delivered>>; and Dollar Times inflation calculator at <http://www.dollartimes.com/calculators/inflation.htm>.
5. Marshall Brain, Jeff Tyson and Julia Layton, "How cell phones work," *howstuffworks*, <<http://electronics.howstuff-works.com/cell-phone6.htm>>
6. William D. Eggers, "Governing Forward: New Directions for Public Leadership," Deloitte. <[http://www.deloitte.com/assets/Dcom-France/Local%20Assets/Documents/GoverningForward_March06\(2\).pdf](http://www.deloitte.com/assets/Dcom-France/Local%20Assets/Documents/GoverningForward_March06(2).pdf)>
7. Felix Salomon dubs this the "higher education arms race problem" in "Why tuition costs are rising," *Reuters*, November 21, 2001. <<http://blogs.reuters.com/felix-salmon/2011/11/21/why-tuition-costs-are-rising>>
8. More than half of college students now graduate with debt.
9. Bill Gates, Presentation to the National Governors Association. <<http://www.slideshare.net/gatesfoundation/bill-gates-presentation-to-the-national-governors-association-7092942>>
10. "Education at a glance 2009," Organization for Economic Co-operation and Development (OECD), <<http://www.oecd.org/dataoecd/40/60/43634212.pdf>>.
11. Walter Pincus, "Intelligence spending at record US\$80.1 billion overall." *The Washington Post*, October 29, 2010. <<http://www.washingtonpost.com/wp-dyn/content/article/2010/10/28/AR2010102807284.html>>
12. Noam N Levey, "Soaring cost of healthcare sets a record." *Los Angeles Times*, February 4, 2010. <<http://articles.latimes.com/2010/feb/04/nation/la-na-healthcare4-2010feb04>>
13. Ibid.
14. "Rising health care costs," *Dialogue*, Issue 8, Fall 2010. <http://www.cga.org/dialogue/en/articles/2010/Fall2010/pub-ec_health_care_costs.htm>
15. Michael Raynor, *The Innovator's Manifesto: Deliberate Disruption for Transformational Growth*, (New York: Crown Business, 2011), p. 90-95.
16. <http://www.claytonchristensen.com/bio.html>
17. http://www.claytonchristensen.com/disruptive_innovation.html
18. Dale Bassett, Thomas Cawston, Andrew Haldenby, and Lucy Parsons. "Briefing note: Public sector productivity." <<http://www.reform.co.uk/portals/0/Documents/Public%20Sector%20Productivity%20v2.pdf>> (pg. 4)
19. Ibid.
20. Consider smart phones. They have immense computing power; are convenient, affordable and simple to use; and they don't take forever to load. With a smart phone you have access to hundreds of thousands of Apps that aren't available on a laptop. Smart phones thus break trade-offs between price and performance, speed and quality, access and performance, and customer convenience and customer delight.
21. The Gartner Fellows interview, "Clayton M. Christensen," April 26, 2004. <http://www.gartner.com/research/fellows/asset_93329_1176.jsp>
22. JR Raphael, "We're All Data Fatties, Study Finds." *PCWorld*, December 10, 2009. <http://www.pcworld.com/article/184244/were_all_data_fatties_study_finds.html>

23. Clayton M. Christensen, Michael B. Horn, Louis Caldera, Louis Soares "How Disruptive Innovation Can Deliver Quality and Affordability to Postsecondary Education," *Disrupting College*, CAP, p.23. According to Christensen, et al: "As a general rule, head-on, sustaining competition among competitors with comparable business models, which lack economies of scale, drives prices up 6 percent to 10 percent per year in nominal terms. It is disruptive innovation that drives prices down. The overall rate of inflation in an industry is the high rate of inflation created by sustaining innovation, offset by the countervailing cost reductions that stem from disruptive innovators gaining market share."
24. "Disruptive Innovation Primer," Innosight, 2005. <<http://www.innosight.com/documents/diprimer.pdf>>
25. Raynor, *The Innovator's Manifesto*, p. 59.
26. <http://mjpperry.blogspot.com/2010/10/retail-clinics-disruptive-innovation.html>
27. www.ftc.gov/bc/healthcare/hcd/docs/Ratner.pdf
28. Discussion with Leif Ulstrup, November 5, 2011.
29. [http://www.ifra.com/website/ifraevent.nsf/0/F9EE5A914D739A3FC125775A00346535/\\$FILE/WANIFRA-StPVence.pdf](http://www.ifra.com/website/ifraevent.nsf/0/F9EE5A914D739A3FC125775A00346535/$FILE/WANIFRA-StPVence.pdf)
30. A November 2010 survey found that nearly 40 percent of respondents expected iPad ownership at their companies to rise by 20 percent or more in the next year. More than 50 percent of these respondents also said that they plan to release at least one iPad application in the next 12 months. <http://www.harapnuik.org/?p=1332>
31. <http://www.gartner.com/it/page.jsp?id=703807>; <http://www.bbc.co.uk/news/10569081>; <http://www.wirelessweek.com/Article-Analysis-Mallinson-Disruptive-Innovation.aspx>
32. One of these is Greenwich Leisure Limited. A nonprofit social enterprise committed to affordable prices for low-income residents, Greenwich now oversees the management of more than 100 public leisure centers around London and southern England. According to Greenwich Leisure Limited's (GLL) website (gll.org), GLL "oversees the management of over 100 public leisure centers including swimming pools and gyms within London and South England."
33. Gary Sturgess, who holds the New South Wales Premier's ANZSOG Chair in Public Service Delivery Australia and at the New Zealand School of Government (ANZSOG) has given several important speeches on this topic including 'Deregulating the Public Service Economy,' the 2011 Spann Oration at Parliament House in Sydney, Australia, November 22, 2011.
34. Raynor, *The Innovator's Manifesto*, p. 67.
35. William D. Eggers and Tiffany Fishman, "Going Beyond Compliance: How to mitigate the misuse of stimulus funds today, while creating more lasting business value tomorrow," Deloitte Research, 2009. < http://www.deloitte.com/assets/Dcom-UnitedStates/Local%20Assets/Documents/us_ps_Goingbeyondcompliance_609.pdf>
36. See Raynor, *The Innovator's Manifesto*.
37. Adam Liptak, "Inmate Count in U.S. Dwarfs Other Nations," *New York Times*, April 23, 2008. <http://www.nytimes.com/2008/04/23/us/23prison.html>
38. "The High Cost of Incarceration." February 29, 2008. *The Denver Post*. http://www.denverpost.com/ci_8400051
39. "Collateral Costs: Incarceration's Effects on Economic Mobility." The Pew Charitable Trusts. 2010. Page 2.
40. "Vermont Tops List of States Spending More on Prison than College." February 28, 2010. The Pew Center on the States. http://www.pewcenteronthestates.org/news_room_detail.aspx?id=57564
41. Jennifer Steinhauer, "Schwarzenegger Seeks Shift From Prisons to Schools," *The New York Times*, January 6, 2010, <<http://www.nytimes.com/2010/01/07/us/07calif.html>>
42. According to the Pew Research Center on the States, incarceration negatively impacts the economic mobility of former inmates. For example, "serving time reduces hourly wages for men by approximately 11%, annual employment by 9 weeks, and annual earnings by 40%." Since the minority populations disproportionately make up the prison population (1 in 87 working aged white men are behind bars compared with 1 in 36 Hispanic men and 1 in 12 African American men), high incarceration rates negatively impact minority populations. Worse, the impacts of incarcerated parents on children are lasting. "Children with fathers who have been incarcerated are significantly more likely than other children to be expelled or suspended from school and family income Family income averaged over the years a father is incarcerated is 22 percent lower than family income was the year before a father is incarcerated." "Collateral Costs: Incarceration's Effects on Economic Mobility." The Pew Charitable Trusts. 2010. Page 4-5.

43. "Electronic Monitoring." The John Howard Society of Alberta, The Reporter. Volume 18, Number 1. May 2001.
44. Ibid.
45. "One in 31: The Long Reach of American Corrections," The Pew Charitable Trusts. March 2009. p 13.
46. The costs vary depending on whether the offender is monitored intermittently or 24 hours per day, whether the equipment is leased or purchased and whether the job of overseeing the program is contracted out. John Howard Society of Alberta, "Electronic Monitoring," 2000, < <http://www.johnhoward.ab.ca/pub/A3.htm>>. Electronic monitoring costs US\$5.25 a day and GPS costs US\$8.75 a day in [the State of] Georgia. <http://jije.org/push-for-ankle-monitoring/5125>
47. Mount Lake Terrace contracts with an electronic home monitoring company at a cost of US\$5.75 per day, per offender but the offender is required to pay the city US\$20 per day. This results in net revenue for the City of US\$14.25 per offender, per day. <http://www.cityofmlt.com/cityServices/police/electronicHomeMonitoring.htm>
48. John Schmidt, Kris Warner, Sarika Gupta, "The High Budgetary Cost of Incarceration," Center for Economy and Policy Research, June 2010. p.1. <<http://www.cepr.net/index.php/publications/reports/the-high-budgetary-cost-of-incarceration>>
49. Deloitte calculations, GovLab, December 2011.
50. "Collateral Costs: Incarceration's Effects on Economic Mobility," The Pew Charitable Trusts. 2010, p. 3. <http://www.economicmobility.org/assets/pdfs/EMP_Incarceration.pdf>
51. Alan Travis, "Ministers plan big rise in use of electronic tags on offenders," The Guardian, September 29, 2011. <<http://www.guardian.co.uk/society/2011/sep/30/electronic-tags-offenders>>
52. http://infosurhoy.com/cocoon/saii/xhtml/en_GB/features/saii/features/main/2011/05/17/feature-02 and <http://www.scotland.gov.uk/consultations/justice/toem-02.asp>
53. Graeme Wood, "Prison Without Walls," *The Atlantic*, September 2010. < www.theatlantic.com/magazine/archive/2010/09/prison-without-walls/8195/>
54. Todd R. Clear, George F. Cole, Michael D. Reisig and Carolyn Petrosino, *American Corrections in Brief, 1st Edition*. Wadsworth Cengage Learning, Belmont, California, p.98.
55. Anne Marie Squeo, "Small Maker of Unmanned Jets Fights Big; Goliath Competitors Scramble to Move in on General Atomic's Specialty." *Wall Street Journal*, January 29, 2003, p. B8.
56. "Regarding Unmanned Combat Air Vehicle (UCAV) and Unmanned Aerial Vehicle (UAV)," *Testimony of Lieutenant General Walter E. Buchanan III Commander United States Central Command Air Forces Commander Ninth Air Force Before the House Armed Services Committee United States House of Representatives Subcommittee on Tactical Air and Land Forces*, Mar. 17, 2004. <http://www.globalsecurity.org/military/library/congress/2004_hr/04-03-17buchanan.htm>.
57. Scott Shane, "Coming Soon: The Drones Arms Race," *The New York Times*, October 8, 2011. <<http://www.nytimes.com/2011/10/09/sunday-review/coming-soon-the-drone-arms-race.html>>
58. Ibid.
59. "The Pilotless Plane That Only Looks Like Child's Play." *New York Times*, April 15, 2007. <http://www.nytimes.com/2007/04/15/business/yourmoney/15atomics.html> and Shane, "The Drones Arms Race," *The New York Times*, October 8, 2011.
60. Email exchange with Brigadier General Peter Gersten, December 6, 2011.
61. Michael Auslin, "The Case for Reviewing the F-22 Fighter." *The Wall Street Journal*, February 24, 2011. <http://online.wsj.com/article/SB10001424052748704476604576158121568592568.html?mod=googlenews_wsj>
62. Christopher Drew, "Drones Are Weapon of Choice in Fighting Queda." *The Wall Street Journal*, March 16, 2009. <http://www.nytimes.com/2009/03/17/business/17uav.html?_r=2>
63. Otto Kreisher, "Northrop sees risking demand for Global Hawks," *Government Executive.com*, December 8, 2009. <<http://www.govexec.com/dailyfed/1210/120810nj4.htm>>

64. Today at least UAVs typically don't result in overall manpower savings primarily due to the backend requirement to do something with all of the data being produced from the surveillance. In time, advances in big data analytics will likely reduce the backend manpower needed to support the massive amount of data generated by the UAVs.
65. "Drones Are Weapons of Choice in Fighting Qaeda." *The New York Times*, March 16, 2009. <<http://www.nytimes.com/2009/03/17/business/17uav.html>>
66. Carla Voorhees, "Rise of the Drones – UAVs After 9/11," *Armed with Science*, <http://science.dodlive.mil/2011/10/03/rise-of-the-drones-uavs-after-911/>.
67. "Attack of the Drones." *Newsweek*, September 2009. <<http://www.newsweek.com/2009/09/18/attack-of-the-drones.print.html>>
68. "Unmanned Aerial Vehicles DOD's Demonstration Approach Has Improved Project Outcomes". *United States General Accounting Office Report to the Secretary of Defense*, August 19, 1999. <<http://www.gao.gov/archive/1999/ns99033.pdf>>
69. "Piloting an Unmanned Revolution," *C4ISRJournal.com - Military Intelligence, Surveillance, Reconnaissance*. 1 Sept. 2008. <<http://www.c4isrjournal.com/story.php?F=3644685>>.
70. Elizabeth Bone, "Unmanned Aerial Vehicles: Background and Issues for Congress." *Report for Congress - Order Code RL3187*. Web. <<http://www.fas.org/irp/crs/RL31872.pdf>>
71. "RQ-170 Stealth Drone Used in Bin Laden Raid." *DefenseTech*, May 18, 2011. <http://defensetech.org/2011/05/18/rq-170-sentinel-stealth-drone-used-in-bin-laden-raid/#ixzz1Nlv1x2L>
72. Charles Duhigg, "The Pilotless Plane That Only Looks Like Child's Play," *New York Times*, April 15, 2007. <<http://www.nytimes.com/2007/04/15/business/yourmoney/15atoms.html>>
73. An important caveat here is that there are certainly costs associated with the operation that should not be overlooked. The cockpit (Ground Station), the uplink (PPSL), Ground data terminal (GDT), the satellite array, the long haul command/control link, server uplink facility, the launch facility and all equipment and manpower add to the US\$4.5 million direct cost of a Predator UAV. This said, manned aircraft also carry with them substantial backend operation costs.
74. There is no question, however, that some UAVs are becoming more complex, and more expensive as military and intelligence agencies continues to add on new requirements. Consider the X47B that when completed will have mid-air refueling capabilities and be able to land on carriers.
75. "Unmanned Aerial Vehicles DOD's Demonstration Approach Has Improved Project Outcomes," *United States General Accounting Office Report to the Secretary of Defense*, August 19, 1999. <<http://www.gao.gov/archive/1999/ns99033.pdf>>
76. Neal and Linden Blue, who bought General Atomics Aeronautical System Inc in 1986, believed that despite previous failures by other contractors it was possible to build an inexpensive, technologically reliable and ultra-light unmanned airplane that could stay aloft for days. They cited the technological advances in micro-processing and global positioning systems as a key enabler for modern UAVs. They poured tens of millions of dollars into the project, eventually establishing a separate company. See "The Pilotless Plane That Only Looks Like Child's Play," *New York Times*, April 15, 2007. <<http://www.nytimes.com/2007/04/15/business/yourmoney/15atoms.html>>
77. Tom Vander Ark, *Getting Smart: How Digital Learning is Changing the World* (San Francisco: Jossey-Bass, 2012), chapter 2.
78. Ambient Insight, "2011 learning and performance technology research taxonomy," January 2011. Vander Ark, *Getting Smart*, chapter 6 and Anthony G. Picciano, Ph.D and Geoff Seaman, Ph.D, "K-12 Online Learning: A 2008 Follow-up of the Survey of U.S. District School Administrators," Sloan Consortium et al, 2009. <<http://sloanconsortium.org/publications/survey/k-12online2008>>.
79. John Watson, Amy Murin, Lauren Vashaw, Butch Gemin, Chris Rapp, "Keeping Pace with K-12 Online Learning: An Annual Review of Policy and Practice," Evergreen Education Group, 2011 <<http://kpk12.com/cms/wp-content/uploads/KeepingPace2011.pdf>>

80. Clayton M. Christensen, Michael B. Horn, and Curtis W. Johnson, *Disrupting Class: How Disruptive Innovation Will Change the Way the World Learns* (New York: McGraw-Hill, 2008)
81. Vander Ark, *Getting Smart*, chapter 6.
82. Audrey Watters, "Khan Academy's Salman Khan – Teacher to the World, Hack Education, <<http://www.hackeducation.com/2010/11/17/salman-khan-teacher-to-the-world/>>
83. Ibid.
84. Somini Sengupta, "Online, personalized," *The New York Times*, December 4, 2011. <<http://www.nytimes.com/2011/12/05/technology/khan-academy-blends-its-youtube-approach-with-classrooms.html?pagewanted=all>>
85. Greg Toppo, "Flipped classrooms take advantage of technology," *USA Today*, October 7, 2011. <<http://www.usatoday.com/news/education/story/2011-10-06/flipped-classrooms-virtual-teaching/50681482/1>>
86. Kamenetz, *DIY U*, p.50.
87. Ibid, p.50.
88. Clayton Christensen, Michael Horn, Louis Caldera and Louis Soares, "Disrupting College: How Disruptive Innovation Can Deliver Quality and Affordability to Postsecondary Education," Center for American Progress and Innosight Institute, February 2011, <http://www.americanprogress.org/issues/2011/02/disrupting_college.html>
89. Anya Kamenetz, *DIY U*, p.57. Clayton M. Christensen and Henry J. Eyring, *The Innovative University: Changing the DNA of Higher Education from the Inside Out*, (San Francisco: Jossey-Bass, 2011).
90. Kamenetz, *DIY U*, p.57.
91. Clayton Christensen, Michael Horn, Louis Caldera and Louis Soares, "Disrupting College: How Disruptive Innovation Can Deliver Quality and Affordability to Postsecondary Education," Center for American Progress and Innosight Institute, February 2011, page 39. <http://www.americanprogress.org/issues/2011/02/disrupting_college.html>
92. National Center for Academic Transformation, "Improving Learning & Reducing Costs: Redesigning Large-Enrollment Courses," <http://www.thencat.org/Monographs/ImpLearn.html>
93. Anya Kamenetz, *DIY U: Edupunks, Entrepreneurs, and the Coming Transformation of Higher Education*, (White River Junction, VT: Charles Green Publishing, 2010) p.57.
94. Kamenetz, *DIY U*, p.92.
95. Carol Twigg, "Improving Learning and Reducing Costs: New Models for Online Learning," National Center for Academic Transformation, <http://www.thencat.org/Articles/NewModels.html>
96. Carol Twigg, "Improving Learning and Reducing Costs."
97. Clayton M. Christensen and Henry J. Eyring, *The Innovative University: Changing the DNA of Higher Education from the Inside Out*, (San Francisco: Jossey-Bass, 2011), p.215.
98. Ibid.
99. NCAT, "Improving Learning & Reducing Costs: Redesigning Large-Enrollment Courses," p.10
100. "Class Differences: Online Education in the United States 2010, Sloan Consortium," 2011. http://sloanconsortium.org/publications/survey/class_differences
101. Walter Pincus, "Intelligence spending at record US\$80.1 billion overall," *The Washington Post*, October 29, 2010. <<http://www.washingtonpost.com/wp-dyn/content/article/2010/10/28/AR2010102807284.html>>
102. The international threat climate changed from single entities and bodies of state to loose networks with political or terrorist agendas that are embedded more deeply and more difficult to analyze. These constraints, needs, and complexities required change and the direction chosen was to increase resources in terms of people and funds to support research, analysis and the creation of new tools.
103. Pincus, "Intelligence spending at record US\$80.1 billion overall."
104. Ibid.
105. Dana Priest and William M. Arkin, "A hidden world, growing beyond control," *The Washington Post*, July 19, 2010. <<http://projects.washingtonpost.com/top-secret-america/articles/a-hidden-world-growing-beyond-control/2/>>
106. Ibid.

107. Anne Flaherty, "U.S. plans next-gen spy satellite program," *Associated Press*, November 30, 2007. <<http://www.msnbc.msn.com/id/22046019/>>
108. "Intelligence Collection Disciplines." <<http://www.fbi.gov/about-us/intelligence/disciplines>>
109. Carmen Medina, interview with the author, July 2011.
110. To be sure, substantial costs may be incurred analyzing open source information but apart from some license, and subscription fees and pay walls, the access to the information is largely free of charge.
111. Intelligence agencies still have a long way to go in analyzing and disseminating data better to provide maximum value. Examples in the commercial world, from data aggregators to content delivery networks, may provide some useful lessons.
112. Russ Juskalian, "Interview with Clay Shirky, Part I," *Columbia Journalism Review*, December 19, 2008 <http://www.cjr.org/overload/interview_with_clay_shirky_par.php?page=all>
113. "Arab Media Influence Report –AMIR 2011 Social Media & the Arab Spring." *News Group*, March, 2011. <<http://www.usip.org/files/centers/Col%20Science%20and%20Tech/Presentation1%20final%20march%202029.pdf>>
114. Ibid.
115. One example is NMS Buzzmark.
116. See, for example: http://www.iarpa.gov/solicitations_osi.html and https://www.fbo.gov/index?s=opportunity&mode=form&id=04329fe397d72eccd3f7873bc123ff49&tab=core&_cvview=0
117. Email from Carmen Medina, former Director Center for the Study of Intelligence, CIA, (now specialist leader at Deloitte), November 1, 2011.
118. Ibid.
119. The Deloitte Center for Health Care Solutions has produced a series of studies and surveys on the role of disruptive innovation in health care. See: http://www.deloitte.com/view/en_US/us/Insights/centers/center-for-health-solutions/Disruptive-innovation/index.htm
120. The most comprehensive treatment of disruption innovation in health care is "The Innovator's Prescription: A Disruptive Solution for Health Care Prescription," by Clayton Christensen, Jerome H. Grossman M.D., and Jason Hwang, (New York: McGraw Hill, 2008). Another great source of information is: "Fiscal Sustainability and the Transformation of Canada's Health Care System," by Will Falk, Mathew Mendolsohn, and Josh Hjartarson, Mowat Centre and the School of Public Policy & Governance, University of Toronto, November 2011. < <http://www.mowat-centre.ca/pdfs/mowatResearch/41.pdf>>
121. Falk et al, "Fiscal Sustainability and the Transformation of Canada's Health Care System," 2011, pp.21-22.
122. J. Scott Ashwood, MA; Rachel O. Reid, BA; Claude M. Setodji, PhD; Ellerie Weber, PhD; Martin Gaynor, PhD; and Ateev Mehrotra, MD, MPH, "Use of Retail Medical Clinics Rises 10-Fold Over Two-Year Period," Rand Corporation, Santa Monica, CA, November 22, 2011. < <http://www.rand.org/news/press/2011/11/22.html>>
123. Mark W. Johnson, *Seizing the White Space: Business Model Innovation for Growth and Renewal*, (Boston, MA: Harvard Business Press, 2010) p.26.
124. Michael Raynor, "Disruptive Innovation: The Southwest Airlines Case Revisited," Deloitte, 2011, http://www.deloitte.com/assets/Dcom-UnitedStates/Local%20Assets/Documents/us_consulting_disruptive_innovation_southwest_airlines_09062011.pdf
125. "DARPA aims to launch small satellites faster, cheaper," RP Defense, <http://rpdefense.over-blog.com/article-darpa-aims-to-launch-small-satellites-faster-cheaper-88511050.html>
126. These may include propellant systems, possible in-flight liquid oxygen production, motor case materials, flight controls, nozzle designs, thrust vectoring, throttling, mission planning techniques and airspace clearance procedures.
127. Luke Williams, *Disrupt: Think the Unthinkable to Spark Transformation in your Business*, (Upper Saddle River, NJ: Pearson Education, Inc, 2011), p.17.
128. Ibid, pp. 24-31.

129. Clayton M. Christensen and Michael Raynor, *The Innovators Solution: Creating and Sustaining Successful Growth* (Cambridge, MA: Harvard Business School Press, 2003)
130. Many government organizations are unique in that one agency can be comprised of a number of different markets. For example, the Transportation Security Administration provides security to several modes of transportation, including commercial aviation, air cargo transportation, and mass transit, each of which can be considered a separate "market." In this example, commercial aviation is at the top, with the largest budget, followed by air cargo transportation in the middle, and mass transit at the bottom. Commercial aviation can look down-market to air cargo transportation and mass transit, among other modes, to source potential disruptions.
131. Introducing new tools into lower-risk regions would allow the technology to evolve to meet the needs of the intelligence community, while giving agencies the time they need to find the right balance between automated analytical tools and human analysis. Over time, the rapid advancement of data mining and analysis may allow this technology to overtake or replace more complex or sensitive areas of intelligence collection, providing increased value at a lower cost.
132. "Fla. Gets Tough New Child-Sex Law," *Associated Press*, February 11, 2009. <<http://www.cbsnews.com/stories/2005/05/02/national/main692465.shtml>>

Contacts

Govlab Leadership

Shrupti Shah

GovLab Director
Deloitte Consulting LLP
Washington, DC
+1 571 882 7600
shrshah@deloitte.com

William Eggers

Global Public Sector
Research Director
Deloitte Services LP
Washington, DC
+1 571 882 6585
weggers@deloitte.com

John Gibbons

Leader, U.S. Federal Consulting
Deloitte Consulting LLP
Washington, DC
+1 412 402 5200
jgibbons@deloitte.com

Debbie Sills

GovLab Chair
Deloitte Consulting LLP
Washington, DC
+1 215 405 7878
dsills@deloitte.com

Deloitte Innovation Practitioners

JR Reagan

Chief Innovation Officer
Deloitte & Touche LLP
Washington, DC
+1 571 882 5870
jreagan@deloitte.com

Michael Raynor

Innovation Portfolio Manager
Research Director
Deloitte Services LP
Boston, MA
+1 617 437 2830
mraynor@deloitte.com

Peter Liu

Senior Manager
Deloitte Consulting LLP
Washington, DC
+1 571 814 7684
peteliu@deloitte.com

Global

Paul Macmillan

Global Industry Leader
Public Sector
Deloitte Touche Tohmatsu Limited
Toronto, Ontario, Canada
+ 416 874 4203
pmacmillan@deloitte.ca

Jerrett Myers

Chief of Staff
Public Sector
Deloitte Touche Tohmatsu Limited
Toronto, Ontario, Canada
+ 416 775 2328
jermyers@deloitte.ca

William Eggers

Global Research Director
Public Sector
Deloitte Services LP
Washington, DC
+1 571 882 6585
weggers@deloitte.com

Amy Leonard

Marketing
Public Sector
Deloitte Touche Tohmatsu Limited
Arlington, VA
+1 571 882 7888
aleonard@deloitte.com

Americas

Brazil

Eduardo de Oliveira
+55 11 5186 1675
eoliveira@deloitte.com

Canada

Paul Macmillan
+1 416 874 4203
pmacmillan@deloitte.ca

Caribbean Cluster

Taron Jackman
+1 345 814 2212
tjackman@deloitte.com

Chile

Jose Benguria
+56 2 7298272
jbenguria@deloitte.com

LATCO

Armando Guibert
+54 11 43204022
aguibert@deloitte.com

Mexico

Alonso Yanez
+52 55 50807085
ayanez@deloittemx.com

United States

Jessica Blume
Government & State Sector
+1 813 273 8320
jblume@deloitte.com

United States

Robin Lineberger
Federal Sector
+1 571 882 7100
rlineberger@deloitte.com

Asia-Pacific

Australia

Andrew Johnstone-Burt
+61 (0) 2 932227525
ajohnstoneburt@deloitte.com.au

Korea

Min Keun Chung
+82 2 6676 3101
mchung@deloitte.com

Thailand

Marasri Kanjanataweewat
+66 (0) 2676 5700
mkanjanataweewat@deloitte.com

Guam

Dan Fitzgerald
+(671) 646 3884 x229
dafitzgerald@deloitte.com

Malaysia

Theng Hooi Tan
+603 7723 6590
tanth@deloitte.com

Vietnam

Ha Thu Thanh
+84 4 6288 3568
hthanh@deloitte.com

India

Vedamoorthy Namasivayam
+91 80 6627 6112
vnamasivayam@deloitte.com

New Zealand

Cobus Scholtz
+64 4 4703727
csholtz@deloitte.co.nz

Japan

Yakaku Osamura
+08034684330
yosamura@deloitte.com

Singapore

Patricia Lee
+65 6216 3283
patricialee@deloitte.com

EMEA

Austria

Guido Eperjesi
+43 1 537 00 2522
geperjesi@deloitte.com

Cyprus

Panicos Papamichael
+357 22 360 805
ppapamichael@deloitte.com

Germany

Thomas Northoff
+49 (89) 29036 8566
tnorthoff@deloitte.de

Israel

Chaim Ben-David
+972 2 5018860
cbendavid@deloitte.co.il

Middle East

Abdelhamid Suboh
+971 50 552 0437
asuboh@deloitte.com

South Africa

Nazeer Essop
+2712 482 0268
nessop@deloitte.co.za

Turkey

Saim Ustundag
+90 212 366 60 46
sustundag@deloitte.com

Belgium

Wim Vergeylen
+ 32 2 800 28 12
wvergeylen@deloitte.com

Denmark

Lynge Skovgaard
+45 36102666
lskovgaard@deloitte.dk

Greece

Nicos Sofianos
+30 210 678 1100
nsoufianos@deloitte.gr

Italy

Alberto Donato
+39 0647805595
aldonato@deloitte.it

Netherlands

Hans van Vliet
+31 (0) 882881538
hvanvliet@deloitte.com

Spain

Gustavo Garcia Capo
+34 915145000 x2036
ggarciacapo@deloitte.es

United Kingdom

Mike Turley
+44 207 303 3162
mturley@deloitte.co.uk

Central Europe

Martin Buransky
+420 246 042 349
mburansky@deloittece.com

Finland

Markus Kaihoniemi
+358 20755 5370
mkaihoniemi@deloitte.fi

Iceland

Jonas Jonasson
+354 580 3044
jjonasson@deloitte.is

Luxembourg

Thierry Hoeltgen
+352 45145 2559
thoeltgen@deloitte.lu

Norway

Helge Torgersen
+47 23 27 97 35
htorgersen@deloitte.nolu

Sweden

Kim Hallenheim
+46 (0)8 506 722 11
kim.hallenheim@deloitte.se

CIS

Maxim Lubomudrov
+74957870600 x3093
mlubomudrov@deloitte.ru

France

Gilles Pedini
+33 1 40 88 22 21
gpardini@deloitte.fr

Ireland

Harry Goddard
+353 1 417 2200
hgoddard@deloitte.ie

Mid Africa

Joe Eshun
+255 (22) 2116006
jeshun@deloitte.com

Portugal

Filipe Simoes de Almeida
+351 21 0422515
fialmeida@deloitte.pt

Switzerland

Matthias Scherler
+41 43 500 30 10
mscherler@exsignodeloitte.ch

About Deloitte

Deloitte refers to one or more of Deloitte Touche Tohmatsu Limited, a UK private company limited by guarantee, and its network of member firms, each of which is a legally separate and independent entity. Please see www.deloitte.com/about for a detailed description of the legal structure of Deloitte Touche Tohmatsu Limited and its member firms. Please see www.deloitte.com/us/about for a detailed description of the legal structure of Deloitte LLP and its subsidiaries. Certain services may not be available to attest clients under the rules and regulations of public accounting.

Disclaimer

This publication contains general information only, and none of Deloitte Touche Tohmatsu Limited, its member firms or their related entities (collectively, the "Deloitte Network") is, by means of this publication, rendering professional advice or services. Before making any decision or taking any action that may affect your finances or your business, you should consult a qualified professional adviser. No entity in the Deloitte Network shall be responsible for any loss whatsoever sustained by any person who relied on this publication.