

Welcome to your CDP Climate Change Questionnaire 2023

C0. Introduction

C0.1

(C0.1) Give a general description and introduction to your organization.

Deloitte provides industry-leading audit and assurance, tax and legal, consulting, financial advisory, and risk advisory services to nearly 90% of the Fortune Global 500® and thousands of private companies. Deloitte's people deliver measurable and lasting results that help reinforce public trust in capital markets, enable clients to transform and thrive, and lead the way toward a stronger economy, a more equitable society, and a sustainable world. Building on its 175-plus year history, Deloitte spans more than 150 countries and territories. Learn how Deloitte's approximately 415,000 people worldwide make an impact that matters at www.deloitte.com.

Deloitte refers to one or more of Deloitte Touche Tohmatsu Limited (DTTL), its global network of member firms, and their related entities (collectively, the "Deloitte organization"). DTTL (also referred to as "Deloitte Global") and each of its member firms and related entities are legally separate and independent entities, which cannot obligate or bind each other in respect of third parties. DTTL and each DTTL member firm and related entity is liable only for its own acts and omissions, and not those of each other. DTTL does not provide services to clients. Please see www.deloitte.com/about to learn more.

For the convenience of the reader, a Deloitte firm is identified in the body of this report by the word "Deloitte" coupled with the geography (e.g., Deloitte Japan or Deloitte US), in lieu of using the legal name of the particular Deloitte entity. Each Deloitte firm is structured in accordance with national laws, regulations, customary practice, and other factors, and may secure the provision of professional services in its territory through subsidiaries, affiliates, and other related entities. Not every Deloitte firm provides all services, and certain services may not be available to attest clients under the rules and regulations of public accounting.

In conducting the carbon inventories reported upon herein, individual Deloitte firms and other Deloitte entities consolidated their own emissions using the operational control method. Consolidation of greenhouse gas emissions (GHGs) for the purpose of this report is therefore done by aggregating the inventories from individual Deloitte firms. Some Deloitte firms choose to also publicly release their own carbon emissions. Emissions released separately by Deloitte

firms may differ from the emissions used in this submission for multiple reasons. Examples of why these differences arise may be due to a regulatory mandate that requires the use of specific emission or other factors in disclosures in the country or countries in which the Deloitte firm operates which differ from those used in the Deloitte Global established methodology, differences in the scope of what individual Deloitte firms choose to include in their own inventory, and differences in the availability of data at the time the report is prepared. The scope of this CDP response is Deloitte organization.

The fiscal year used for reporting runs June 1 through May 31 of the following year. Emissions results for FY2023 are not finalized at the time of submission to CDP therefore the emissions reported are those from FY2022 (period ending 31 May 2022) and we have defined this time frame as the reporting period. Since 31 May 2022, Deloitte has continued to take climate action, therefore the narrative sections describe some actions that have occurred in FY2023 as they are likely of interest to stakeholders in understanding Deloitte's most recent actions in addressing climate change.

C0.2

(C0.2) State the start and end date of the year for which you are reporting data and indicate whether you will be providing emissions data for past reporting years.

Reporting year

Start date

June 1, 2021

End date

May 31, 2022

Indicate if you are providing emissions data for past reporting years

No

C0.3

(C0.3) Select the countries/areas in which you operate.

Albania
Algeria
Andorra
Angola
Argentina
Armenia
Aruba
Australia
Austria
Azerbaijan
Bahamas
Bahrain

Bangladesh
Barbados
Belgium
Benin
Bermuda
Bolivia (Plurinational State of)
Bosnia & Herzegovina
Botswana
Brazil
British Virgin Islands
Brunei Darussalam
Bulgaria
Burundi
Cambodia
Cameroon
Canada
Cayman Islands
Chad
Chile
China
Colombia
Congo
Costa Rica
Côte d'Ivoire
Croatia
Curaçao
Cyprus
Czechia
Democratic Republic of the Congo
Denmark
Dominican Republic
Ecuador
Egypt
El Salvador
Equatorial Guinea
Estonia
Finland
France
Gabon
Georgia
Germany
Ghana
Gibraltar
Greece
Greenland
Guam

Guatemala
Guernsey
Honduras
Hong Kong SAR, China
Hungary
Iceland
India
Indonesia
Iraq
Ireland
Isle of Man
Israel
Italy
Japan
Jersey
Jordan
Kazakhstan
Kenya
Kuwait
Kyrgyzstan
Lao People's Democratic Republic
Latvia
Lebanon
Lithuania
Luxembourg
Malawi
Malaysia
Mali
Malta
Marshall Islands
Mauritania
Mauritius
Mexico
Micronesia (Federated States of)
Monaco
Mongolia
Montenegro
Morocco
Mozambique
Myanmar
Namibia
Netherlands
New Zealand
Nicaragua
Niger
Nigeria

North Macedonia
Northern Mariana Islands
Norway
Oman
Palau
Panama
Papua New Guinea
Paraguay
Peru
Philippines
Poland
Portugal
Puerto Rico
Qatar
Republic of Korea
Republic of Moldova
Romania
Rwanda
Saudi Arabia
Senegal
Serbia
Singapore
Slovakia
Slovenia
Solomon Islands
South Africa
Spain
Sri Lanka
State of Palestine
Sweden
Switzerland
Taiwan, China
Tajikistan
Thailand
Timor-Leste
Togo
Trinidad and Tobago
Tunisia
Turkey
Turkmenistan
Uganda
Ukraine
United Arab Emirates
United Kingdom of Great Britain and Northern Ireland
United Republic of Tanzania
United States of America

United States Virgin Islands
Uruguay
Uzbekistan
Venezuela (Bolivarian Republic of)
Viet Nam
Yemen
Zambia
Zimbabwe

C0.4

(C0.4) Select the currency used for all financial information disclosed throughout your response.

USD

C0.5

(C0.5) Select the option that describes the reporting boundary for which climate-related impacts on your business are being reported. Note that this option should align with your chosen approach for consolidating your GHG inventory.

Operational control

C0.8

(C0.8) Does your organization have an ISIN code or another unique identifier (e.g., Ticker, CUSIP, etc.)?

Indicate whether you are able to provide a unique identifier for your organization	Provide your unique identifier
No	

C1. Governance

C1.1

(C1.1) Is there board-level oversight of climate-related issues within your organization?

Yes

C1.1a

(C1.1a) Identify the position(s) (do not include any names) of the individual(s) on the board with responsibility for climate-related issues.

Position of individual or committee	Responsibilities for climate-related issues
Board Chair	<p>The Deloitte Global Board Chair ("the Chair") has direct oversight responsibility of climate-related issues through leadership of the Deloitte Global Board and the ability to influence agenda items. The Chair references Deloitte's climate activities and commitments during most Deloitte Global Board meetings including the importance and impact of the Board's role, and encourages questioning about climate and Environmental, Social and Governance (ESG) matters in discussions on all topics (not just discussions focused on climate/ESG).</p> <p>The Deloitte Global Board Chair also ensures that performance against carbon reduction goals is presented annually to the Deloitte Global Board. In FY2023, the Deloitte Global Board Chair referenced the Deloitte network's climate activities and commitments during most board meetings including the importance and impact of the board's role and encouraged climate-related considerations in discussion on all topics.</p>
Chief Executive Officer (CEO)	<p>The Deloitte Global CEO sits on the Deloitte Global Board (in addition to the Deloitte Global Executive, an executive-level committee composed of senior leaders of Deloitte Global and select Deloitte firms) and leads the formulation of the strategic direction and commitments put forth for Deloitte's own actions to address climate change as well as the client services offerings around climate change.</p>

C1.1b

(C1.1b) Provide further details on the board's oversight of climate-related issues.

Frequency with which climate-related issues are a scheduled agenda item	Governance mechanisms into which climate-related issues are integrated	Please explain
Scheduled – some meetings	<ul style="list-style-type: none"> Reviewing and guiding annual budgets Overseeing major capital expenditures Reviewing innovation/R&D priorities Overseeing and guiding employee incentives Reviewing and guiding strategy 	<p>The Deloitte Global Board exercises its oversight responsibility over climate-related governance issues by reviewing and agreeing on the global strategy and major commitments, as well as providing oversight on risks. Deloitte's global climate strategy is discussed at least annually with the Deloitte Global Board.</p> <p>Growth plans and investments in climate-related services are also presented to the Deloitte Global Board for review and agreement. For example, Deloitte's commitment to invest US\$1 billion in sustainability and climate services was presented to and approved by the Deloitte Global Board during</p>

	<p>Overseeing and guiding the development of a transition plan</p> <p>Monitoring the implementation of a transition plan</p> <p>Overseeing the setting of corporate targets</p> <p>Monitoring progress towards corporate targets</p> <p>Overseeing and guiding public policy engagement</p> <p>Overseeing value chain engagement</p> <p>Reviewing and guiding the risk management process</p>	<p>FY2022. The Deloitte Global Board is also updated on the progress towards the WorldClimate goals. During FY2022 and FY2023 the Deloitte Global Sustainability & Climate practice leader also updated the Deloitte Global Board at least annually, but typically several times a year, on progress in the marketplace, and the practice leader met monthly with the Deloitte Global Board Chair.</p> <p>The Deloitte Global Board also plays a direct role in the oversight of Deloitte Global's Enterprise Risk Management (ERM) program through the activities of the Risk and Ethics Committee (REC) of the Deloitte Global Board. The REC is tasked with oversight of Deloitte Global risk management activities. The REC Chair reports to the Deloitte Global Board. As part of the Deloitte Global Enterprise Risk Framework (ERF), climate change was first identified as a priority risk in FY2021 and continues to be actively managed. The REC reviews the various risks in the ERF throughout the year, including an annual refresh of the ERF that is presented by the Deloitte Global Chief Risk Officer to both the REC and Deloitte Global Board. The REC Chair also provided regular oral updates regarding these risks to the full Board covering each risk at least once annually during FY2022 and FY2023.</p> <p>Both the REC and the Finance and Audit Committee of the Deloitte Global Board review Deloitte's TCFD report.</p> <p>Deloitte firms have additional governance processes in place regarding climate. While these processes vary depending on the firm's size and governance systems, a majority of the largest Deloitte firms have a board committee or subcommittee in place that provides oversight on climate.</p>
--	---	---

C1.1d

(C1.1d) Does your organization have at least one board member with competence on climate-related issues?

Board member(s) have competence on climate-related issues	Criteria used to assess competence of board member(s) on climate-related issues
---	---

Row 1	Yes	<ul style="list-style-type: none"> - Climate fluency to understand and recognize potential and actual climate-related material impacts and challenge management on assumptions with respect to climate risk as it pertains to the organization’s business model. - Skills to integrate discussion of climate risk issues that are relevant to the business into broader board discussions on strategy, risk, and long-term performance. - Leading of industry-level or pan-industry best practice and initiatives. - External speaking engagements on the topic of climate change.
----------	-----	--

C1.2

(C1.2) Provide the highest management-level position(s) or committee(s) with responsibility for climate-related issues.

Position or committee

Other C-Suite Officer, please specify

The Deloitte Global Deputy CEO and Chief People and Purpose Officer (“Deloitte Global Deputy CEO”)

Climate-related responsibilities of this position

Managing annual budgets for climate mitigation activities

Managing major capital and/or operational expenditures related to low-carbon products or services (including R&D)

Providing climate-related employee incentives

Developing a climate transition plan

Implementing a climate transition plan

Integrating climate-related issues into the strategy

Conducting climate-related scenario analysis

Setting climate-related corporate targets

Monitoring progress against climate-related corporate targets

Managing public policy engagement that may impact the climate

Managing value chain engagement on climate-related issues

Assessing climate-related risks and opportunities

Managing climate-related risks and opportunities

Coverage of responsibilities

Reporting line

Reports to the board directly

Frequency of reporting to the board on climate-related issues via this reporting line

Quarterly

Please explain

The Deloitte Global Deputy CEO and Chief People and Purpose Officer (“Deloitte Global Deputy CEO”) had executive accountability for Deloitte’s internal global climate strategy during FY2022. The Deloitte Global Deputy CEO reports to the Deloitte Global CEO and is a member of the Deloitte Global Executive. The Deloitte Global Deputy CEO reports regularly to the Deloitte Global Executive and the Deloitte Global Board on climate-related matters, including, at least annually, on WorldClimate-related performance metrics. The Deloitte Global Deputy CEO also connects regularly with the Deloitte Global Sustainability & Climate practice leader who leads on the development and deployment of climate-change offerings.

The Deloitte Global Deputy CEO is responsible for monitoring and managing climate-related risks and opportunities and does so as a part of the Enterprise Risk Management process, where the Deloitte Global Deputy CEO is considered the executive sponsor for Climate Change risk.

The Deloitte Global Board Chair and the Deloitte Global Deputy CEO jointly chair the World Impact Council (WIC). The WIC meets quarterly to align on actions, agree on major commitments, and share leading practices around ESG matters, with climate-related issues on each agenda. WIC membership is drawn from the Deloitte Global Board, the Deloitte Global Executive, and also includes the Deloitte Global Sustainability & Climate practice leader, the Deloitte Global CSO, the Deloitte Global Regulatory and Public Policy leader, the Deloitte Global Clients & Industry leader, the Deloitte Global Communications leader, and other senior Deloitte leaders from across the organization. The WIC also operates with a climate subcommittee which includes subject matter specialists in sustainability and leaders from operational areas across Deloitte. The climate subcommittee is chaired by the Deloitte Global Chief Sustainability Officer (CSO). This subcommittee brings recommendations to the WIC based on analysis and input from subcommittee members. The adoption of Deloitte’s greenhouse gas emissions-reduction goals was formulated by the WIC and agreed to by the Deloitte Global Executive and the Deloitte Global Board in 2020. The WIC continued to monitor performance toward Deloitte’s greenhouse gas emissions-reduction goals in FY22 and agreed on actions to advance future climate goals and external assurance.

C1.3

(C1.3) Do you provide incentives for the management of climate-related issues, including the attainment of targets?

	Provide incentives for the management of climate-related issues	Comment
Row 1	Yes	

C1.3a

(C1.3a) Provide further details on the incentives provided for the management of climate-related issues (do not include the names of individuals).

Entitled to incentive

Other C-Suite Officer

Type of incentive

Monetary reward

Incentive(s)

Profit share

Performance indicator(s)

Progress towards a climate-related target
Increased share of renewable energy in total energy consumption
Increased supplier compliance with a climate-related requirement
Implementation of employee awareness campaign or training program on climate-related issues

Incentive plan(s) this incentive is linked to

This position does not have an incentive plan

Further details of incentive(s)

The Deloitte Global Deputy CEO is eligible for additional profit shares based on the previous year's performance relative to overall People and Purpose goals which include the WorldClimate strategy and goals.

Explain how this incentive contributes to the implementation of your organization's climate commitments and/or climate transition plan

The incentive aligns with Deloitte's WorldClimate strategy to reduce emissions, embed sustainability, empower individuals and engage with ecosystems.

C2. Risks and opportunities

C2.1

(C2.1) Does your organization have a process for identifying, assessing, and responding to climate-related risks and opportunities?

Yes

C2.1a

(C2.1a) How does your organization define short-, medium- and long-term time horizons?

	From (years)	To (years)	Comment
Short-term	0	3	<p>Deloitte member firms and Deloitte Global continually monitor risk and regularly (generally on a bi-annual basis) update their Enterprise Risk Frameworks (ERF). This includes reviewing priority business risks and monitoring emerging risks and trends on an ongoing basis, which could impact the Deloitte organization’s ability to achieve its strategic priorities, meet its public interest obligations, and protect its reputation and people.</p> <p>Time horizons for evaluating risks and opportunities can vary based on the area of concern, for example a time horizon for a fast-moving area such as technology may be considerably shorter than for other areas of the business. The time frames shown here were used in considering overall climate risks and opportunities across the broader organization.</p>
Medium-term	3	8	
Long-term	8		

C2.1b

(C2.1b) How does your organization define substantive financial or strategic impact on your business?

Deloitte begins by evaluating inherent risk based on an assessment of likelihood and impact (outside of the presence of controls and mitigation). The risks are then categorized into the following impact dimensions:

- Risks impacting Deloitte’s brand, reputation and/or public interest obligations
- Risks impacting Deloitte’s strategic success or market differentiation
- Risks impacting Deloitte’s people, Purpose and Shared Values

Once the inherent risk has been understood, Deloitte considers risk on a residual basis (after consideration of controls and mitigation). Overall residual risk exposure is determined by taking into account residual impact, residual likelihood, controls maturity, speed of onset and longevity if the risk were to materialize and is informed by key risk indicators in areas where key risk indicators are measured. Deloitte Global’s risk assessment impact scale ranges from negligible to colossal and the likelihood scale ranges from remote to virtually certain. For priority risks, residual impact is typically assessed as “moderately significant” to “colossal” and residual likelihood is typically assessed as “possible” to “virtually certain.”

All priority risk included on the ERF are assessed according to one of three risk exposure levels: Medium, High or Very High. Subject matter specialists as well as the risk owners and the Deloitte Global Enterprise Risk Management team consult together in assessing the overall risk exposure level with external factors and information, including regulatory changes, taken into account. Assumption driven financial modelling was conducted to assess the potential financial impact of climate change under the chosen scenarios described in Section C3.2 and the output was also considered in evaluating the overall risk exposure. At the start of FY2022 (June 2021), Climate change risk and Purpose risk were two of three risks on the ERF categorized as having “Medium” risk exposure. In March 2022 Purpose risk was elevated to “High” risk exposure.

C2.2

(C2.2) Describe your process(es) for identifying, assessing and responding to climate-related risks and opportunities.

Value chain stage(s) covered

Direct operations
Upstream
Downstream

Risk management process

Integrated into multi-disciplinary company-wide risk management process

Frequency of assessment

More than once a year

Time horizon(s) covered

Short-term
Medium-term
Long-term

Description of process

Note this section describes how Deloitte identified, assessed and responded to climate related risks during FY2022 and FY2023. Climate change risk is a priority risk identified as part of Deloitte’s formal enterprise risk management processes. Deloitte has a robust process for identifying, assessing, managing, and monitoring risks and opportunities, both at the Deloitte organizational level (Deloitte Global ERF) and at the Deloitte member firm level, through their respective ERFs. The Deloitte Global ERF sets out the Deloitte Global Executive’s assessment of the priority risks and emerging risks facing the Deloitte organization, specifically those that could impact the ability of the Deloitte organization to achieve its strategic priorities, meet its public interest obligations, and protect its reputation and people.

Deloitte member firm ERFs are managed in coordination with the Deloitte Global ERF.

Deloitte Global priority risks and emerging risks are assigned a risk owner drawn from senior-level leadership. Climate change has been designated a priority risk within the Deloitte Global ERF and the Deloitte Global Deputy CEO and the Deloitte Global Chief Sustainability Officer (CSO) have been assigned as risk owners. Climate change risk is comprised of physical and/or transition risk to Deloitte people, Deloitte facilities, or Deloitte clients arising from climate change. Identification, evaluation, and management of this risk follows the enterprise risk management and governance processes and is informed by qualitative and quantitative scenario analysis. Deloitte's reputational risks associated with climate change is considered as part of Purpose risk, another priority risk captured in the Deloitte Global ERF. The Deloitte Global Deputy CEO is also the risk owner for Purpose risk together with the Deloitte Global Purpose & Social Impact Leader.

Identification and assessment of climate-related risks is an ongoing process overseen by the Deloitte Global CSO. Inventory of material climate-related risks is prepared as a part of Task Force on Climate-Related Financial Disclosures (TCFD) reporting, and such inventory gets updated regularly when triggered by external events or internal analysis. The results of this process are communicated back to the Global Enterprise Risk Management team bi-annually at a minimum. Climate risk identification and assessment is conducted across three different time horizons: short, medium, and long. Impacts on the organization are mapped across the three horizons and action plans are prepared to mitigate the risks.

There is ongoing and frequent dialogue between the Deloitte Global Enterprise Risk Management team, who facilitates the operation of the ERF, the risk owners, and other Deloitte Global teams to help ensure early identification and escalation of any matters requiring consideration by the risk owner or the Deloitte Global Chief Risk Officer ("CRO"). This is complemented by a regular cadence of meetings between the Deloitte Global CRO, the Deloitte Global ERM team, and each risk owner, during which the exposure to each risk is discussed and assessed. During these meetings, the internal and external drivers and trend of the risk are discussed as well as the key mitigation activities and their status. Key risk indicators used to monitor the risk are also identified and/or updated.

The Deloitte Global CRO reports on Deloitte's priority risks at a regular cadence to the Deloitte Global Executive, enabling discussion of risk exposures and mitigation actions. Priority risks are also regularly reviewed by the Risk and Ethics Committee of the Deloitte Global Board.

Opportunities related to climate change are predominantly identified at the Deloitte firm level through the involvement of client service personnel in the marketplace and by their interactions with clients and other key stakeholders. Deloitte firm organizational structures such as industry groups and service lines enable sharing of observations that allow for the recognition of trends and identification of business opportunities. Recognition of broader opportunities typically results from numerous Deloitte firms recognizing similar opportunities.

C2.2a

(C2.2a) Which risk types are considered in your organization's climate-related risk assessments?

	Relevance & inclusion	Please explain
Current regulation	Relevant, always included	<p>This risk type is relevant as Deloitte operations are subject to climate-related regulations in some jurisdictions. Deloitte is committed to complying with applicable laws and regulations and has processes in place to monitor regulatory requirements and associated risks.</p> <p>An example of current climate-related regulation applicable to Deloitte is the United Kingdom's Energy Savings Opportunity Scheme (ESOS).</p>
Emerging regulation	Relevant, always included	<p>This risk type is relevant because Deloitte is directly exposed to emerging regulation.</p> <p>For example, implementation of external carbon-pricing policies—such as taxes on aviation, energy, or fuel suppliers to drive the low-carbon transition—could increase Deloitte's expenses. Elimination of fuel subsidies could similarly increase expenses. These pricing mandates could affect Deloitte directly or indirectly if the costs are passed through by vendors.</p>
Technology	Relevant, always included	<p>Technological improvements or innovations that support the transition to a lower-carbon, energy-efficient economic system can have a significant impact on Deloitte. For example, the development and use of emerging technologies such as renewable energy, battery storage, energy efficiency, and carbon capture and storage will affect the competitiveness of certain organizations, their production and distribution costs, and ultimately the demand for their products and services from end users. This risk type is relevant to Deloitte's strategy for procuring renewable energy for the leased and owned real estate.</p>
Legal	Relevant, always included	<p>An example of legal risk would be Deloitte's inability to deliver services due to extreme weather events caused by climate change. Inability to deliver services could lead to litigation claims.</p>
Market	Relevant, always included	<p>Deloitte clients include companies that are subject to policy, market, and technological changes in the process of transitioning to low carbon economy. Some companies may not have the ability to transition or adapt and, as such, could incur financial losses leading them to cancel or curtail Deloitte services.</p>
Reputation	Relevant, always included	<p>Deloitte could face reputational risks related to climate change from a variety of stakeholders.</p> <p>Internal or external activists could target Deloitte for the organization's</p>

		<p>response to climate change focused on the work or perceived work done with clients; advocacy done either directly or indirectly through trade associations; investments held in investment portfolios; or Deloitte's progress in addressing its own emissions.</p> <p>Expanded climate risk reporting and disclosure requirements could increase the demand for related Deloitte services. It could also, however, increase the number of litigations, particularly since the practices and regulations around climate change are in the formative stages of development and can also vary across geographies. Also, certain stakeholders, such as climate activists, may question whether auditors of client financial statements have appropriately considered climate risk under applicable legal and professional standards.</p> <p>The impacts of these reputational risks could include increased costs to attract talent or the inability to do so; increased turnover of staff; increased security costs needed to protect Deloitte people; and increased management attention required to deal with activism incidents. All of these risks could lead to either increased expenses and/or decreased revenue.</p>
Acute physical	Relevant, always included	<p>Climate-related events could affect Deloitte's offices and data centers, and cause disruptions to the organization's workforce, suppliers, communities and clients—leading to direct and indirect costs, including losses in productivity or working days, increased costs for improving office resilience, and higher insurance premiums, among others.</p> <p>Some Deloitte offices are located in areas that could experience flooding from sea level rise or riverine flooding, leading to property loss or damage, increases in insurance premiums, or the need to temporarily or permanently relocate offices and personnel. Increasing temporary closures of offices may also result due to severe weather events, including hurricanes, typhoons, fires, and storm flooding. Systemwide infrastructure failures may also occur across regions due to these acute impacts affecting both Deloitte and Deloitte clients.</p> <p>Severe weather events could impact Deloitte people by causing personal property loss, power interruptions or other physical impacts which prevent or limit work.</p> <p>Exposure to floods, hurricanes, fires, and typhoons could also increase health risks to Deloitte people, including respiratory issues, physical injuries, and infectious diseases. These physical and health impacts could, in turn, impact well-being by leading to trauma or increased stress and reduce Deloitte's people productivity, thereby affecting revenue. In addition to the direct impacts of physical risk, Deloitte also</p>

		<p>faces indirect risks when clients' operations are impacted. Climate physical risks experienced by clients—such as water stress, sea level rise, fires, extreme temperatures, and weather events—could result in supply chain disruptions, physical facility closures, financial losses, and in some cases, cessation of business. In turn, this may result in clients cancelling, postponing, or reducing Deloitte engagements.</p> <p>When physical impacts happen, business continuity is essential to avoid losses. Deloitte mitigation measures include a robust approach to business continuity.</p>
Chronic physical	Relevant, always included	<p>Exposure to high temperatures and heat waves and their environmental impacts could increase health risks to Deloitte people, including heat-induced illnesses, respiratory issues, physical injuries, and infectious diseases. These physical and health impacts could, in turn, impact well-being by leading to trauma or increased stress which in turn could reduce Deloitte's people productivity, thereby affecting revenue.</p>

C2.3

(C2.3) Have you identified any inherent climate-related risks with the potential to have a substantive financial or strategic impact on your business?

Yes

C2.3a

(C2.3a) Provide details of risks identified with the potential to have a substantive financial or strategic impact on your business.

Identifier

Risk 1

Where in the value chain does the risk driver occur?

Direct operations

Risk type & Primary climate-related risk driver

Chronic physical
 Heat stress

Primary potential financial impact

Decreased revenues due to reduced production capacity

Company-specific description

Exposure to higher temperatures and heat waves may increase health risks to Deloitte people, including heat-induced illnesses, respiratory issues, physical injuries, and infectious diseases. These physical and health impacts could impact well-being by

leading to trauma or increased stress, thereby hindering productivity.

Heat stress and other climatic conditions could impact Deloitte but may vary depending on scenario and region. In hotter and more humid climates, more heat stress may be experienced which could lead to lower labor productivity and could negatively impact Deloitte firm revenues and profits. Annual costs to Deloitte due to heat stress alone is estimated to be in the order of US\$600 million under all three scenarios by 2030. Financial impacts may be greater in regions with higher chronic physical risk exposure. Deloitte firms in lower-risk regions, however, may experience indirect financial impacts due to reliance on data or delivery centers in higher-risk regions. Using a simplified assumption, costs may rise by an additional 10% from cross-geographic impacts. For example, labor productivity loss due to heatwaves in India may impact the delivery of service to Deloitte clients in the US.

See Deloitte TCFD report for a complete listing of material climate-related risks and opportunities.

Time horizon

Long-term

Likelihood

More likely than not

Magnitude of impact

Medium

Are you able to provide a potential financial impact figure?

Yes, an estimated range

Potential financial impact figure (currency)

Potential financial impact figure – minimum (currency)

600,000,000

Potential financial impact figure – maximum (currency)

1,000,000,000

Explanation of financial impact figure

Across all three scenarios described in Section 3.2, productivity loss and additional costs are projected to be similar before 2030. By 2050, however, impacts are projected to diverge across scenarios, with the Current Policies scenario (described in Section 3.2) likely to experience greater changes in the frequency and/or severity of physical risks, such as severe storms, hurricanes, tropical cyclones and heat waves, and chronic risks, such as average temperature increases. Additional costs to Deloitte under the Current Policies scenario are projected to rise above US\$1 billion in the year 2050 due to lost productivity from heat stress.

Cost of response to risk

Description of response and explanation of cost calculation

Longer-lived physical risks, such as heat waves, may be the most severe physical risk to Deloitte operations given the impact heat waves can have both on interrupting power supplies and decreasing productivity. Increasingly, a portfolio approach may be needed to evaluate key delivery and data center location risks to increase redundancy across (in addition to within) regions. Strategies should consider diversifying capabilities across locations.

Longer-term chronic risk impacts will require continued engagement from governments, municipal and local authorities, and other stakeholders in order to put climate adaptation and resiliency measures in place. Deloitte is an active member in a number of external organizations that seek engagement with stakeholders on climate policies. Additionally, Deloitte regularly publishes thoughtware and position papers on these topics.

Comment

Identifier

Risk 2

Where in the value chain does the risk driver occur?

Downstream

Risk type & Primary climate-related risk driver

Chronic physical

Changing temperature (air, freshwater, marine water)

Primary potential financial impact

Decreased revenues due to reduced demand for products and services

Company-specific description

Deloitte faces indirect risks when Deloitte clients' operations and value chains are impacted. Climate-related physical risks experienced by Deloitte clients — such as water stress, sea level rise, fires, extreme temperatures, and weather events — may result in supply chain disruptions, physical facility closures, financial losses, and in some cases, cessation of business for clients. Physical risks that inhibit the ability of Deloitte clients to operate (e.g., supply chain disruptions, physical facility closures and resulting financial losses), may result in clients terminating, postponing, or reducing Deloitte client engagements.

To help mitigate the risk of decreased revenues from clients that are likely to experience significant disruptions due to climate change, Deloitte is investing in expanding services that help clients accelerate transformation of their organizations and value chains.

These services aim to support clients in the face of climate-related risks as they redefine their strategies, embed sustainability into their operations, and meet tax, disclosure, and

regulatory requirements. Building upon decades of sustainability and climate client service, Deloitte has committed to invest US\$1 billion in client-related services, data-driven research, and assets and capabilities. An example of most recent outcomes of this investment is the launch of GreenLight Solution by Deloitte, an enterprise decarbonization Software as a Service (SaaS) solution composed of a modular system of tools that helps empower organizations to take action at every stage of their decarbonization journey. Paired with Deloitte's sustainability and climate client service experience, GreenLight Solution helps organizations unlock a clear, optimized, actionable decarbonization roadmap that can be integrated into their broader business strategy and existing technologies.

See Deloitte TCFD report for a complete listing of material climate-related risks and opportunities.

Time horizon

Long-term

Likelihood

More likely than not

Magnitude of impact

Medium

Are you able to provide a potential financial impact figure?

Yes, an estimated range

Potential financial impact figure (currency)

Potential financial impact figure – minimum (currency)

100,000,000

Potential financial impact figure – maximum (currency)

500,000,000

Explanation of financial impact figure

The loss of revenue from these disruptions to Deloitte is estimated to be US\$100 million to US\$200 million under the Net-Zero scenarios, and in the early years of the Current Policies scenario. Under the Current Policies scenario, the frequency and/or severity of acute physical risks, such as severe convective storms, hurricanes, tropical storms, and cyclones, are projected to increase by 2050. This may result in greater disruptions in service delivery. The decrease in Deloitte revenue of this is estimated to be US\$200 million to US\$300 million greater for the Current Policies scenario than for the Net-Zero scenarios by 2050 (described in Section 3.2).

Minimum impact is estimated at US\$100M under the Net-Zero scenarios and maximum impact under Current Policies scenario is estimated to be US\$300M higher than Net-Zero: US\$200M + US\$300M = US\$500M

Financial impact was calculated for three representative regions: Asia Pacific, Europe and North America. As a simplifying assumption based on available data, it was

assumed that market growth for Germany corresponds to market growth for Europe, market growth for China for Asia Pacific, and market growth for the US for North America. An example of impact breakdown for Net-Zero scenarios (lower impact range) is as follows: Asia Pacific: \$27,510,000 + Europe: \$14,290,000 + North America: \$62,880,000 = \$104,680,000 rounded to \$100,00,000 in the response above.

Cost of response to risk

1,001,500,000

Description of response and explanation of cost calculation

Deloitte's response to the risk of reduced revenues from clients affected by the climate change is developing services aimed at supporting decarbonization. Deloitte's ability to provide such services is essential to mitigate this risk. Deloitte's client-service offerings, which include assisting clients in understanding their physical climate-related risks and establishing mitigation strategies, is one way in which Deloitte addresses impacts of this risk. Deloitte is investing US\$1 billion in client-related services, data-driven research, and assets and capabilities. Central to this effort is the expansion of and investment in Deloitte Sustainability & Climate, Deloitte's practice serving clients globally. This practice supports clients as they redefine their strategies, embed sustainability into their operations, meet tax, disclosure, and regulatory requirements, and help them accelerate transformation of their organizations and value chains. The global practice also launched the Deloitte Center for Sustainable Progress (DCSP) to help accelerate transition. In collaboration with leading academic, policy, business, and governmental organizations, the DCSP network focuses on holistic, results-oriented thought leadership, data driven analysis and modelling, and accountability reporting to guide organizations through their sustainability journeys. Future mitigation measures for Deloitte could include evaluating our revenue risk resulting from the climate vulnerabilities of key clients. This risk is mitigated for Deloitte given the diversification of clients across geographies and sectors.

Additionally, Deloitte's global climate change strategy, WorldClimate, plays a role in decarbonization more broadly. Deloitte's near-term emission reduction goals have been validated by the Science Based Targets initiative (SBTi) as 1.5°C aligned science-based targets and include reducing absolute Scope 1 and 2 GHG emissions 70% by 2030 from a 2019 base year; reducing Scope 3 GHG emissions from business travel 50% per FTE by 2030 from a 2019 base year; and engaging with major suppliers with the goal of having 67% (by emissions) set science-based targets by 2025. The total US\$1,001,500,000 cost includes staff costs of approximately \$1.5M (for a subset of staff who work on global priorities only and excludes sustainability staff present in the Deloitte firms where we operate) and an investment of \$1B in client-related services.

Comment

Identifier

Risk 3

Where in the value chain does the risk driver occur?

Downstream

Risk type & Primary climate-related risk driver

Market

Uncertainty in market signals

Primary potential financial impact

Decreased revenues due to reduced demand for products and services

Company-specific description

Deloitte clients include organizations that are subject to policy, market, and technology changes brought by the transition to a low-carbon economy. Some Deloitte clients may not have the ability to transition or adapt and, as such, could incur financial losses leading them to terminate or curtail Deloitte services.

A key risk underpinning the energy transition is the interdependence of different industries that rely on fossil fuels, including construction, steel, agriculture, and consumer industries.

The impact of decarbonization in these industries on Deloitte is not yet well understood. There is potential for highly exposed sectors to negatively impact Deloitte's revenues. For example, continuing to work with certain clients in high-emitting industries could impact reputation and lead to challenges in attracting and retaining talent.

See Deloitte TCFD report for a complete listing of material climate-related risks and opportunities.

Time horizon

Medium-term

Likelihood

More likely than not

Magnitude of impact

Medium-high

Are you able to provide a potential financial impact figure?

No, we do not have this figure

Potential financial impact figure (currency)

Potential financial impact figure – minimum (currency)

Potential financial impact figure – maximum (currency)

Explanation of financial impact figure

Outlining transition risks for each industry sector and modelling impact on appetite for Deloitte services, and therefore revenue, is a highly complex exercise. For this exercise, Deloitte has selected three industries to explore potential impacts - Energy, Resources, and Industrials (ER&I), Government and Public Services (GPS), and Consumer. In FY2022 these industries covered over 50% of aggregate Deloitte firm revenue and offer insights that may be applied to other Deloitte industries and sectors.

Energy, resources, and industrials: this industry is expected to be the most impacted in the Orderly Net-Zero and Divergent Net-Zero scenarios (described in Section 3.2). This is notable for Deloitte as ER&I comprised US\$8.6 billion of aggregate Deloitte firm revenue in FY2022, 15% of total FY2022 revenue. Stranded assets, transition risks, and other financial challenges for ER&I clients could reduce demand for Deloitte's services. Even a 10% reduction in revenue would amount to a US\$860 million loss.

Government and public services: while all governments are exposed to some amount of risk, the degree will depend greatly on the government's ability to implement mitigation measures and their physical geography. Countries with weaker economies or regions with lower climate change risk will be less inclined or able to spend on mitigation or transition services. There may also be a growing risk to all Deloitte firms that elect to do business with governments of countries failing to adopt climate action policies, due to association and reputation risk. In FY2022, the GPS sector accounted for US\$10 billion, or 17% of aggregate Deloitte firm revenue.

Consumer: while the Consumer industry might not have the same levels of direct exposure as higher-carbon industries, it serves as a useful indicator of the indirect impacts climate change has on the broader economy. In FY2022, this industry accounted for US\$11.9 billion, or 20% of aggregate Deloitte firm revenue. Rising consumer pressure to take climate action will transform certain markets. Consider the automotive and agriculture markets where changing consumer preferences have altered current business processes. Similarly, changes in consumer sentiment may reduce demand for goods and services in certain sectors (e.g., meat consumption, plastics, petrol vehicles) and increase it for others (e.g., meat-substitutes, electric vehicles). This may, in turn, impact the mix in Deloitte's client base.

Cost of response to risk

Description of response and explanation of cost calculation

Deloitte firms have a client base that is geographically and industrially diverse. This imparts some resilience as not all sectors and service offerings are impacted in the same way at the same time. For example, while fossil fuel related engagements could decrease, renewable energy related engagements could simultaneously increase.

Deloitte also invests heavily in training and developing its practitioners. As market shifts play out under the different scenarios, the skills Deloitte helps practitioners develop will likely be transferrable to other sectors.

As the various scenarios unfold, Deloitte expects to continue to send subject matter specialists and senior leaders as observers to UN Climate conferences to stay informed on where global climate negotiations are headed.

Deloitte has articulated responsible business decision-making through its Commitment to Responsible Business Practices statement. This helps inform the types of clients and engagements Deloitte firms will consider. Continued responsible business dialogue and consensus across the Deloitte organization may help navigate conflicting regulations or client positions, particularly under the Divergent Net-Zero scenario.

Comment

C2.4

(C2.4) Have you identified any climate-related opportunities with the potential to have a substantive financial or strategic impact on your business?

Yes

C2.4a

(C2.4a) Provide details of opportunities identified with the potential to have a substantive financial or strategic impact on your business.

Identifier

Opp1

Where in the value chain does the opportunity occur?

Downstream

Opportunity type

Products and services

Primary climate-related opportunity driver

Development of new products or services through R&D and innovation

Primary potential financial impact

Increased revenues resulting from increased demand for products and services

Company-specific description

Deloitte has the opportunity to grow client services as a result of both transition and physical climate-related events.

Disclosure requirements: new regulatory reporting requirements on climate risk will create the need for data, controls, reporting and disclosure in all sectors. This can be a significant opportunity for Deloitte as the market for environmental and greenhouse gas disclosures and climate risk and opportunity reporting expands.

Energy, resources, and industrials: Deloitte is already assisting companies in making the energy transition and is well positioned to help share leading practices and insights. Renewable energy-related work is also an expanding part of this sector as many companies consider alternative energy sources.

Government and public services: As the effects of climate change increase, more developed economies and countries with high climate change risk are likely to require help and guidance to limit negative effects. Many governments may face the same challenges as organizations — collecting and reporting data, transitioning to clean energy, ensuring a just transition, etc., and could look to organizations such as Deloitte to help them on their journey. Governments may also reach out to organizations such as Deloitte to assess the alignment of existing policies to achieve stated government ESG objectives.

Consumer: Similar to the ER&I sector, Deloitte is in a strong position to help consumer companies pave new paths and transition business operations.

While these three sectors are highlighted here, all industries are expected to be affected in some way as they navigate transition and physical climate risk. For example, Health Care and Financial Services are sectors that are facing significant challenges as a result of climate change and societal expectations around how they address the issue.

See Deloitte TCFD report for a complete listing of material climate-related risks and opportunities.

Time horizon

Short-term

Likelihood

Very likely

Magnitude of impact

Medium-high

Are you able to provide a potential financial impact figure?

Yes, a single figure estimate

Potential financial impact figure (currency)

3,000,000,000

Potential financial impact figure – minimum (currency)

Potential financial impact figure – maximum (currency)

Explanation of financial impact figure

Climate change impacts the range of services that Deloitte clients are seeking, and Deloitte is investing and expanding capabilities to serve clients in the climate and sustainability practice as described previously in this report. In 2022, Deloitte announced it will be investing US\$1 billion in client-related services, data-driven research, and other capabilities in the areas of sustainability and climate change. Deloitte estimates that growth from this practice area could result in revenues meeting or exceeding US\$3 billion by 2025.

Many clients will need solutions that are underpinned by technology and Deloitte is working with alliance partners to scale existing technologies and deploy new advancements. Deloitte is also identifying market voids and will collaborate with startups to bring new solutions to clients to address these needs.

Cost to realize opportunity

1,000,000,000

Strategy to realize opportunity and explanation of cost calculation

Building upon decades of sustainability and climate client service, Deloitte is investing US\$1 billion in client-related services, data-driven research, and assets and capabilities. Central to this effort is the expansion of and investment in Deloitte Sustainability & Climate, Deloitte's practice serving clients globally as they aim to define a path to a more sustainable future. This practice will support clients as they redefine their strategies, embed sustainability into their operations, meet tax, disclosure, and regulatory requirements, and accelerate transformation of their organizations and value chains.

The practice also accelerates global transformation through the Deloitte Center for Sustainable Progress (DCSP). In collaboration with leading academic, policy, business, and governmental organizations, the DCSP network will focus on holistic, results-oriented thought leadership, data driven analysis and modelling, and accountability reporting to guide organizations through their sustainability journeys.

Additional details on Deloitte's investment announcement can be found here:
<https://www2.deloitte.com/global/en/pages/about-deloitte/press-releases/deloitte-launches-global-sustainability-and-climate-business.html>

Comment

C3. Business Strategy

C3.1

(C3.1) Does your organization's strategy include a climate transition plan that aligns with a 1.5°C world?

Row 1

Climate transition plan

Yes, we have a climate transition plan which aligns with a 1.5°C world

Publicly available climate transition plan

Yes

Mechanism by which feedback is collected from shareholders on your climate transition plan

We have a different feedback mechanism in place

Description of feedback mechanism

Deloitte does not have public shareholders. Deloitte's climate transition plan is publicly available and shared through internal channels. Regular feedback is collected through formal touchpoints with Deloitte firms and Deloitte Global senior leaders.

Frequency of feedback collection

More frequently than annually

Attach any relevant documents which detail your climate transition plan (optional)

C3.2

(C3.2) Does your organization use climate-related scenario analysis to inform its strategy?

	Use of climate-related scenario analysis to inform strategy
Row 1	Yes, qualitative and quantitative

C3.2a

(C3.2a) Provide details of your organization's use of climate-related scenario analysis.

Climate-related scenario	Scenario analysis coverage	Temperature alignment of scenario	Parameters, assumptions, analytical choices
Physical climate scenarios RCP 6.0	Company-wide		Deloitte calls this scenario "Current Policies". The Current policies scenario explores a possible route in which the world continues to use fossil fuels as the engine of economic growth resulting in significant warming and extensive business disruption. Governments are expected to quietly drop their climate commitments and instead intervene to build resilience to the worst impacts of climate change. It assumes that only currently implemented policies are preserved, leading to high physical risks. Emissions are expected to grow until

			<p>2080 leading to about 3°C of warming and severe physical risks. This is expected to include irreversible changes like higher sea level rise. This scenario can help central banks and supervisors consider the long-term physical risks to the economy and financial system if society continues on its current path to a “hot house world. This scenario was selected based on the following considerations:</p> <ul style="list-style-type: none"> •The level of global temperature warming implied by a country’s current policies or policy commitments pledged as Nationally Determined Contributions (NDCs) under the Paris Agreement can be used as a baseline scenario. •This scenario has a higher physical risk (e.g. unabated carbon emissions leading to >3°C temperature warming). • Scenario aligns with other Deloitte publications
<p>Transition scenarios Customized publicly available transition scenario</p>	<p>Company-wide</p>	<p>1.5°C</p>	<p>Deloitte calls this scenario "Divergent Net-Zero". It assumes that the world takes the rapid and drastic policy measures required to meet the objectives of the Paris Agreement. Net-zero emissions targets are expected to be adopted and fossil fuels are expected to quickly take a back seat as low carbon technologies take over. The world is assumed to reach net-zero by 2050 but with higher costs due to divergent policies introduced across sectors and a quicker phase out of fossil fuels. This scenario assumes that climate policies are more stringent in the transportation and buildings sectors. This mimics a situation where the failure to coordinate policy stringency across sectors results in a high burden on consumers, while decarbonization of energy supply and industry is less stringent. Furthermore, the availability of carbon dioxide removal (CDR) technologies is assumed to be lower than in "Orderly Transition" (see description below). Emissions are assumed to be in line with a climate goal giving at least a 50 % chance of limiting global warming to below 1.5°C by the end of the century, with no or low overshoot (<0.1°C) of 1.5°C in earlier years. This is expected to lead to considerably higher transition risk but overall the lowest physical risks of the 6 NGFS scenarios.</p>

			<p>This scenario is the most disruptive scenario of the set. It assumes that an immediate global emissions price is introduced to rapidly reduce emissions in line with the 1.5°C target while available CDR technology is limited.</p> <p>This scenario was selected based on the following considerations:</p> <ul style="list-style-type: none"> • With each passing year, a disorderly transition scenario is increasingly more likely than an orderly transitions scenario. Therefore, looking at the volatility/market risks presented by the worst-case disorderly transition may be more informative than looking at the opportunities presented by the best case well managed transition. • Scenario aligns with other Deloitte publications • This is in line with broader societal 2050 net-zero goals. This also aligns with the advisory and strategy work Deloitte is performing for its clients around net-zero road mapping.
<p>Transition scenarios Customized publicly available transition scenario</p>	<p>Company-wide</p>	<p>1.5°C</p>	<p>Deloitte calls this scenario "Orderly Transition". It assumes that global warming is limited to 1.5°C through stringent climate policies and innovation, reaching global net-zero CO₂ emissions around 2050. Some jurisdictions such as the US, EU and Japan are expected to reach net-zero for all GHGs.</p> <p>This scenario assumes that ambitious climate policies are introduced immediately. CDR is assumed to be used to accelerate the decarbonization but kept to the minimum possible and broadly in line with sustainable levels of bioenergy production. Net CO₂ emissions are assumed to reach zero around 2050, giving at least a 50 % chance of limiting global warming to below 1.5°C by the end of the century, with no or low overshoot (< 0.1°C) of 1.5°C in earlier years. Physical risks are expected to be relatively low but transition risks are high.</p> <p>This scenario was selected based on the following considerations:</p> <ul style="list-style-type: none"> • Net-Zero scenarios align with Paris Agreement goals that Deloitte's client base operate in. • Scenario aligns with other Deloitte publications

			<ul style="list-style-type: none"> •This is in line with broader societal 2050 net-zero goals. This also aligns with the advisory and strategy work Deloitte is performing for its clients around net-zero road mapping.
--	--	--	---

C3.2b

(C3.2b) Provide details of the focal questions your organization seeks to address by using climate-related scenario analysis, and summarize the results with respect to these questions.

Row 1

Focal questions

- What possible future developments need to be probed?
- What variables are needed to support decision-making?
- What forces and developments have the greatest ability to shape future performance?
- What are the potential policies that will most materially affect Deloitte's business?

Results of the climate-related scenario analysis with respect to the focal questions

- What possible future developments need to be probed?
 - Energy investment flow directed towards green energy is expected to help drive the speed of decarbonization of land and energy use. Deloitte's clients in the energy, resources and industrial sector will likely also feel the biggest impacts, particularly in high transition risk scenarios.
 - Advances in low carbon technologies, including carbon dioxide removal are expected to help determine national and corporate ability to meet net-zero targets. Assumptions around their widespread use vary as many technologies are still in pilot phases.
 - As a portfolio-based business, shifts in consumer preferences are expected to impact the clients Deloitte serves. Some companies may not have the ability to transition or adapt and, as such, could incur financial losses.
 - Physical risk events can disrupt business continuity, supply chains, real estate strategies and professional working patterns. As a global and increasingly digital organization, physical events in one region can impact delivery in service in another region.
- What variables are needed to support decision-making?
 - Macro-economic impacts such as GDP sectoral growth are expected to determine client appetite for purchasing Deloitte services.
 - Speed and scale of energy transition are expected to determine revenue loss in certain sectors and growth in services related to business transformation, policy changes, supply chain reengineering, accessing capital, and other service areas that help Deloitte clients transition their business strategies.

What forces and developments have the greatest ability to shape future performance?

- Macro-economic impacts such as GDP sectoral growth are expected to determine client appetite for purchasing Deloitte’s services.
- Rises in salaries due to tightened labor markets or increased costs to attract and retain talent due to reputational risks materializing may significantly increase Deloitte’s cost base and impair its ability to deliver competitively priced services.

What are the potential policies that will most materially affect Deloitte’s business?

- Carbon pricing policies could increase Deloitte’s expenses. Elimination of fuel subsidies could similarly increase expenses. More importantly, carbon pricing could directly impact certain highly exposed sectors such as the energy, resources and industrial sector and their ability to transition or succeed. Carbon prices could also have indirect macro-economic consequences that could impact client appetite for Deloitte services.
- Consulting, risk advisory, and assurance services are expected to increase to help Deloitte clients meet developments in ESG disclosure regulation around the world, particularly around greenhouse gas emissions

The results of the climate-related scenario analysis have supported the decision to invest in the ESG disclosure services as the regulatory landscape suggests significant increase in demand for such services in the next 1 - 5 years.

C3.3

(C3.3) Describe where and how climate-related risks and opportunities have influenced your strategy.

	Have climate-related risks and opportunities influenced your strategy in this area?	Description of influence
Products and services	Yes	Looking to the next two to three years, Deloitte sees the need for a more systems-oriented view on climate. Deloitte clients, Deloitte people, and society are becoming more demanding when it comes to climate change imperatives. To meet these demands, Deloitte needs to demonstrate the depth of its expertise on key systemic challenges, coupled with its ability to truly implement transformative change. Deloitte clients expect deeper thematic expertise and services related to their specific challenges, balanced with an ability to provide a holistic view on sustainability. Deloitte anticipates a rapid acceleration in ecosystem shifts as governments ramp up investment in enablers that can drive large-scale industry transitions (e.g., electrification, hydrogen, carbon capture utilization). Businesses of all types and sizes are expected to increasingly need to transform their front and back offices, develop new green

		<p>products, and reengineer their supply chains, among many other changes. In addition, significant investment will likely be directed to constructing green offices, factory floors, and the supporting systems to run and monitor them. Governments are also expected to spend trillions of dollars on infrastructure—building sustainable cities and nations of the future as they decommission old assets. Deloitte focuses on solving clients’ most pressing and urgent challenges while working toward a just and fair transition. Deloitte is focusing on helping clients accelerate their energy transition from fossil fuels to low-carbon energy sources, develop a sustainable food system, embed circularity into all industries, develop sustainable and resilient supply chains and build a nature-positive business and society, scaling nature-based solutions that restore biodiversity and sequester carbon.</p> <p>To meet the expected demand for climate change consulting services, Deloitte has been growing and will continue to advance the organization’s deep, global knowledge through several actions. In furtherance of building climate change understanding and advisory work into all services, in 2022 Deloitte launched a pioneering global climate change learning program accessible to its more than 415,000 people . Additionally, Deloitte is actively hiring global leaders who bring knowledge and experience in the climate change consulting market.</p>
Supply chain and/or value chain	Yes	<p>As a professional services organization, Deloitte must continue to attract and retain talent to deliver services. The Deloitte Global Millennial and Gen Z Survey results have shown the importance that Millennials and Generation Zs, who make up some of Deloitte’s key talent demographics, place on businesses addressing climate change. This is one of the reasons Deloitte created its global climate strategy, WorldClimate, which focuses on creating awareness and changing behavior—both within the Deloitte organization and among those Deloitte people influence—to help reduce greenhouse gas emissions and address climate change. The strategy includes achieving near-term science-based carbon reduction targets by 2030, embedding sustainability into operations, educating Deloitte people globally to make responsible climate choices and engaging Deloitte’s ecosystem to address climate change at a broader level.</p> <p>The WorldClimate strategy also recognizes the need to</p>

		<p>influence the Deloitte supply chain; global goals include having 67% of the Deloitte supply chain by emissions set science-based targets. This goal has resulted in increased involvement and resourcing within the procurement function of Deloitte Global to implement supply chain incentives and contract terms that will help achieve the goals. Additionally, Deloitte has joined the CDP Supply Chain program to engage with select suppliers on climate change.</p>
Investment in R&D	Yes	<p>Deloitte takes a long-term and expansive view of its approach to the marketplace, which helps Deloitte identify areas where change is needed to more effectively address clients' challenges that are expected to rapidly evolve in the next two to five years. Deloitte implemented a "Sustainability Next" program focused on incubating new services and capabilities to meet some of these emerging needs. The program combines primary and secondary research with insights from client service practitioners and industry experts to identify climate-change drivers and the capabilities needed to enable such changes. Deloitte is currently developing solutions for hard-to-abate materials, resource optimization models, and enhanced measurement solutions, among many others. One major example of the innovation Deloitte is delivering to its clients today is Greenlight Solution.</p> <p>Greenlight Solution is an enterprise decarbonization Software-as-a-Service (SaaS) solution composed of modular tools that help empower organizations to act at every stage of their decarbonization journey. Paired with Deloitte's decades of sustainability and climate client service experience, GreenLight Solution helps organizations unlock a clear, optimized, actionable decarbonization roadmap that can be integrated into their broader business strategy and existing technologies. It accelerates and transforms how organizations build robust strategies for emissions reduction while leveraging an industry-leading data library with proprietary data that includes more than 150,000 emissions factors, 200 real-world-tested abatement pathways, and a library of global credits and incentives. In the current release, it is considered cost- and time-effective to deploy, provides sketch pad tools to reach a quick view of a company's footprint and plan options, detailed analytical modules to develop high-confidence level strategies, and optimization tools to continue to improve the plan as economic and technology factors change. It is built for enterprise scale and security requirements, is modular, and</p>

		works well within an enterprise’s existing technology. GreenLight is built on a vision to combine technology, Deloitte services, and an ecosystem of alliances to meet future requirements.
Operations	Yes	Many operational practices are changing as a result of Deloitte’s WorldClimate strategy to embed climate considerations into operations. Climate change considerations are now being brought into Deloitte’s approach to the procurement function of Deloitte Global to support supplier engagement and procurement decision-making. Deloitte’s overall strategic approach to operations focuses on having sustainable thinking and leadership deeply embedded within Deloitte enabling areas. For example, a Technology Sustainability Community of Practice meets regularly to discuss climate change issues relevant to the technology function within Deloitte Global.

C3.4

(C3.4) Describe where and how climate-related risks and opportunities have influenced your financial planning.

	Financial planning elements that have been influenced	Description of influence
Row 1	Revenues Direct costs Access to capital	<p>The creation of Deloitte’s climate strategy and the investment funding for Deloitte’s Sustainability and Climate Change practice was supported by Deloitte leadership’s commitment to provide the financial resources necessary to meet the net-zero objective and support both the decarbonization efforts within Deloitte and investments needed to further develop climate-related services and solutions. Each Deloitte firm conducts its own financial planning with the below objectives as it relates to climate change:</p> <ul style="list-style-type: none"> • Supporting, creating and expanding (when needed) teams responsible for climate strategy • Purchasing 100% renewable energy by 2030 • Transitioning all leased and owned fleet to non-internal combustion engine vehicles by 2030 • Investing in meaningful market solutions, for example by purchasing high quality offsets <p>An example of how costs are influenced by climate-related risks is allocation of resources to work on WorldClimate, Deloitte climate change strategy. It also includes annual purchasing of renewable energy which is budgeted for by Deloitte firms annually. Additional costs are also incurred</p>

		<p>by Procurement and Real Estate functions that have created permanent positions responsible for sustainability and climate change.</p> <p>Revenues from climate-related client services are anticipated to grow. This is a rapidly evolving area and not all services may be directly related to climate-led offerings, instead they may be embedded in traditional services and therefore harder to identify as revenue growth arising from climate change.</p> <p>Deloitte has also begun discussions with external financial institutions around incorporating climate-related performance into financing agreements, in order to obtain favorable interest rates.</p>
--	--	---

C3.5

(C3.5) In your organization’s financial accounting, do you identify spending/revenue that is aligned with your organization’s climate transition?

Identification of spending/revenue that is aligned with your organization’s climate transition	
Row 1	No, but we plan to in the next two years

C4. Targets and performance

C4.1

(C4.1) Did you have an emissions target that was active in the reporting year?

- Absolute target
- Intensity target

C4.1a

(C4.1a) Provide details of your absolute emissions target(s) and progress made against those targets.

Target reference number

Abs 1

Is this a science-based target?

Yes, and this target has been approved by the Science Based Targets initiative

Target ambition

1.5°C aligned

Year target was set

2020

Target coverage

Company-wide

Scope(s)

Scope 1

Scope 2

Scope 2 accounting method

Market-based

Scope 3 category(ies)

Base year

2019

Base year Scope 1 emissions covered by target (metric tons CO2e)

61,901

Base year Scope 2 emissions covered by target (metric tons CO2e)

201,771

Base year Scope 3, Category 1: Purchased goods and services emissions covered by target (metric tons CO2e)

Base year Scope 3, Category 2: Capital goods emissions covered by target (metric tons CO2e)

Base year Scope 3, Category 3: Fuel-and-energy-related activities (not included in Scopes 1 or 2) emissions covered by target (metric tons CO2e)

Base year Scope 3, Category 4: Upstream transportation and distribution emissions covered by target (metric tons CO2e)

Base year Scope 3, Category 5: Waste generated in operations emissions covered by target (metric tons CO2e)

Base year Scope 3, Category 6: Business travel emissions covered by target (metric tons CO2e)

Base year Scope 3, Category 7: Employee commuting emissions covered by target (metric tons CO₂e)

Base year Scope 3, Category 8: Upstream leased assets emissions covered by target (metric tons CO₂e)

Base year Scope 3, Category 9: Downstream transportation and distribution emissions covered by target (metric tons CO₂e)

Base year Scope 3, Category 10: Processing of sold products emissions covered by target (metric tons CO₂e)

Base year Scope 3, Category 11: Use of sold products emissions covered by target (metric tons CO₂e)

Base year Scope 3, Category 12: End-of-life treatment of sold products emissions covered by target (metric tons CO₂e)

Base year Scope 3, Category 13: Downstream leased assets emissions covered by target (metric tons CO₂e)

Base year Scope 3, Category 14: Franchises emissions covered by target (metric tons CO₂e)

Base year Scope 3, Category 15: Investments emissions covered by target (metric tons CO₂e)

Base year Scope 3, Other (upstream) emissions covered by target (metric tons CO₂e)

Base year Scope 3, Other (downstream) emissions covered by target (metric tons CO₂e)

Base year total Scope 3 emissions covered by target (metric tons CO₂e)

Total base year emissions covered by target in all selected Scopes (metric tons CO₂e)

263,672

Base year Scope 1 emissions covered by target as % of total base year emissions in Scope 1

100

Base year Scope 2 emissions covered by target as % of total base year emissions in Scope 2

100

Base year Scope 3, Category 1: Purchased goods and services emissions covered by target as % of total base year emissions in Scope 3, Category 1: Purchased goods and services (metric tons CO₂e)

Base year Scope 3, Category 2: Capital goods emissions covered by target as % of total base year emissions in Scope 3, Category 2: Capital goods (metric tons CO₂e)

Base year Scope 3, Category 3: Fuel-and-energy-related activities (not included in Scopes 1 or 2) emissions covered by target as % of total base year emissions in Scope 3, Category 3: Fuel-and-energy-related activities (not included in Scopes 1 or 2) (metric tons CO₂e)

Base year Scope 3, Category 4: Upstream transportation and distribution covered by target as % of total base year emissions in Scope 3, Category 4: Upstream transportation and distribution (metric tons CO₂e)

Base year Scope 3, Category 5: Waste generated in operations emissions covered by target as % of total base year emissions in Scope 3, Category 5: Waste generated in operations (metric tons CO₂e)

Base year Scope 3, Category 6: Business travel emissions covered by target as % of total base year emissions in Scope 3, Category 6: Business travel (metric tons CO₂e)

Base year Scope 3, Category 7: Employee commuting covered by target as % of total base year emissions in Scope 3, Category 7: Employee commuting (metric tons CO₂e)

Base year Scope 3, Category 8: Upstream leased assets emissions covered by target as % of total base year emissions in Scope 3, Category 8: Upstream leased assets (metric tons CO₂e)

Base year Scope 3, Category 9: Downstream transportation and distribution emissions covered by target as % of total base year emissions in Scope 3, Category 9: Downstream transportation and distribution (metric tons CO₂e)

Base year Scope 3, Category 10: Processing of sold products emissions covered by target as % of total base year emissions in Scope 3, Category 10: Processing of sold products (metric tons CO₂e)

Base year Scope 3, Category 11: Use of sold products emissions covered by target as % of total base year emissions in Scope 3, Category 11: Use of sold products (metric tons CO₂e)

Base year Scope 3, Category 12: End-of-life treatment of sold products emissions covered by target as % of total base year emissions in Scope 3, Category 12: End-of-life treatment of sold products (metric tons CO₂e)

Base year Scope 3, Category 13: Downstream leased assets emissions covered by target as % of total base year emissions in Scope 3, Category 13: Downstream leased assets (metric tons CO₂e)

Base year Scope 3, Category 14: Franchises emissions covered by target as % of total base year emissions in Scope 3, Category 14: Franchises (metric tons CO₂e)

Base year Scope 3, Category 15: Investments emissions covered by target as % of total base year emissions in Scope 3, Category 15: Investments (metric tons CO₂e)

Base year Scope 3, Other (upstream) emissions covered by target as % of total base year emissions in Scope 3, Other (upstream) (metric tons CO₂e)

Base year Scope 3, Other (downstream) emissions covered by target as % of total base year emissions in Scope 3, Other (downstream) (metric tons CO₂e)

Base year total Scope 3 emissions covered by target as % of total base year emissions in Scope 3 (in all Scope 3 categories)

Base year emissions covered by target in all selected Scopes as % of total base year emissions in all selected Scopes

100

Target year

2030

Targeted reduction from base year (%)

70

Total emissions in target year covered by target in all selected Scopes (metric tons CO₂e) [auto-calculated]

79,101.6

Scope 1 emissions in reporting year covered by target (metric tons CO₂e)

42,703

Scope 2 emissions in reporting year covered by target (metric tons CO₂e)

21,961

Scope 3, Category 1: Purchased goods and services emissions in reporting year covered by target (metric tons CO₂e)

Scope 3, Category 2: Capital goods emissions in reporting year covered by target (metric tons CO₂e)

Scope 3, Category 3: Fuel-and-energy-related activities (not included in Scopes 1 or 2) emissions in reporting year covered by target (metric tons CO₂e)

Scope 3, Category 4: Upstream transportation and distribution emissions in reporting year covered by target (metric tons CO₂e)

Scope 3, Category 5: Waste generated in operations emissions in reporting year covered by target (metric tons CO₂e)

Scope 3, Category 6: Business travel emissions in reporting year covered by target (metric tons CO₂e)

Scope 3, Category 7: Employee commuting emissions in reporting year covered by target (metric tons CO₂e)

Scope 3, Category 8: Upstream leased assets emissions in reporting year covered by target (metric tons CO₂e)

Scope 3, Category 9: Downstream transportation and distribution emissions in reporting year covered by target (metric tons CO₂e)

Scope 3, Category 10: Processing of sold products emissions in reporting year covered by target (metric tons CO₂e)

Scope 3, Category 11: Use of sold products emissions in reporting year covered by target (metric tons CO₂e)

Scope 3, Category 12: End-of-life treatment of sold products emissions in reporting year covered by target (metric tons CO₂e)

Scope 3, Category 13: Downstream leased assets emissions in reporting year covered by target (metric tons CO₂e)

Scope 3, Category 14: Franchises emissions in reporting year covered by target (metric tons CO₂e)

Scope 3, Category 15: Investments emissions in reporting year covered by target (metric tons CO₂e)

Scope 3, Other (upstream) emissions in reporting year covered by target (metric tons CO₂e)

Scope 3, Other (downstream) emissions in reporting year covered by target (metric tons CO₂e)

Total Scope 3 emissions in reporting year covered by target (metric tons CO₂e)

**Total emissions in reporting year covered by target in all selected scopes
(metric tons CO₂e)**

64,664

Does this target cover any land-related emissions?

No, it does not cover any land-related emissions (e.g. non-FLAG SBT)

% of target achieved relative to base year [auto-calculated]

107.8222726938

Target status in reporting year

Achieved

Please explain target coverage and identify any exclusions

Deloitte's near-term (2030) greenhouse gas (GHG) reduction goals have been validated by the Science Based Targets initiative (SBTi) as 1.5°C-aligned, science-based targets. Deloitte committed to reducing absolute Scope 1 and 2 GHG emissions 70% by 2030 from a 2019 base year. Scope 1 emissions include fleet and real estate related emissions. Refrigerants are excluded as they are not material for Deloitte. No exclusions are made to Scope 2 emission sources.

Plan for achieving target, and progress made to the end of the reporting year

List the emissions reduction initiatives which contributed most to achieving this target

Purchase of renewable electricity, energy efficiency measures in offices, and fleet conversion from internal combustion engine to electric.

C4.1b

(C4.1b) Provide details of your emissions intensity target(s) and progress made against those target(s).

Target reference number

Int 1

Is this a science-based target?

Yes, and this target has been approved by the Science Based Targets initiative

Target ambition

1.5°C aligned

Year target was set

2020

Target coverage

Company-wide

Scope(s)

Scope 3

Scope 2 accounting method

Scope 3 category(ies)

Category 6: Business travel

Intensity metric

Metric tons CO₂e per unit FTE employee

Base year

2019

Intensity figure in base year for Scope 1 (metric tons CO₂e per unit of activity)

Intensity figure in base year for Scope 2 (metric tons CO₂e per unit of activity)

Intensity figure in base year for Scope 3, Category 1: Purchased goods and services (metric tons CO₂e per unit of activity)

Intensity figure in base year for Scope 3, Category 2: Capital goods (metric tons CO₂e per unit of activity)

Intensity figure in base year for Scope 3, Category 3: Fuel-and-energy-related activities (not included in Scopes 1 or 2) (metric tons CO₂e per unit of activity)

Intensity figure in base year for Scope 3, Category 4: Upstream transportation and distribution (metric tons CO₂e per unit of activity)

Intensity figure in base year for Scope 3, Category 5: Waste generated in operations (metric tons CO₂e per unit of activity)

Intensity figure in base year for Scope 3, Category 6: Business travel (metric tons CO₂e per unit of activity)

2.46

Intensity figure in base year for Scope 3, Category 7: Employee commuting (metric tons CO₂e per unit of activity)

Intensity figure in base year for Scope 3, Category 8: Upstream leased assets (metric tons CO₂e per unit of activity)

Intensity figure in base year for Scope 3, Category 9: Downstream transportation and distribution (metric tons CO₂e per unit of activity)

Intensity figure in base year for Scope 3, Category 10: Processing of sold products (metric tons CO₂e per unit of activity)

Intensity figure in base year for Scope 3, Category 11: Use of sold products (metric tons CO₂e per unit of activity)

Intensity figure in base year for Scope 3, Category 12: End-of-life treatment of sold products (metric tons CO₂e per unit of activity)

Intensity figure in base year for Scope 3, Category 13: Downstream leased assets (metric tons CO₂e per unit of activity)

Intensity figure in base year for Scope 3, Category 14: Franchises (metric tons CO₂e per unit of activity)

Intensity figure in base year for Scope 3, Category 15: Investments (metric tons CO₂e per unit of activity)

Intensity figure in base year for Scope 3, Other (upstream) (metric tons CO₂e per unit of activity)

Intensity figure in base year for Scope 3, Other (downstream) (metric tons CO₂e per unit of activity)

Intensity figure in base year for total Scope 3 (metric tons CO₂e per unit of activity)

2.46

Intensity figure in base year for all selected Scopes (metric tons CO₂e per unit of activity)

2.46

% of total base year emissions in Scope 1 covered by this Scope 1 intensity figure

% of total base year emissions in Scope 2 covered by this Scope 2 intensity figure

% of total base year emissions in Scope 3, Category 1: Purchased goods and services covered by this Scope 3, Category 1: Purchased goods and services intensity figure

% of total base year emissions in Scope 3, Category 2: Capital goods covered by this Scope 3, Category 2: Capital goods intensity figure

% of total base year emissions in Scope 3, Category 3: Fuel-and-energy-related activities (not included in Scopes 1 or 2) covered by this Scope 3, Category 3: Fuel-and-energy-related activities (not included in Scopes 1 or 2) intensity figure

% of total base year emissions in Scope 3, Category 4: Upstream transportation and distribution covered by this Scope 3, Category 4: Upstream transportation and distribution intensity figure

% of total base year emissions in Scope 3, Category 5: Waste generated in operations covered by this Scope 3, Category 5: Waste generated in operations intensity figure

% of total base year emissions in Scope 3, Category 6: Business travel covered by this Scope 3, Category 6: Business travel intensity figure

100

% of total base year emissions in Scope 3, Category 7: Employee commuting covered by this Scope 3, Category 7: Employee commuting intensity figure

% of total base year emissions in Scope 3, Category 8: Upstream leased assets covered by this Scope 3, Category 8: Upstream leased assets intensity figure

% of total base year emissions in Scope 3, Category 9: Downstream transportation and distribution covered by this Scope 3, Category 9: Downstream transportation and distribution intensity figure

% of total base year emissions in Scope 3, Category 10: Processing of sold products covered by this Scope 3, Category 10: Processing of sold products intensity figure

% of total base year emissions in Scope 3, Category 11: Use of sold products covered by this Scope 3, Category 11: Use of sold products intensity figure

% of total base year emissions in Scope 3, Category 12: End-of-life treatment of sold products covered by this Scope 3, Category 12: End-of-life treatment of sold products intensity figure

% of total base year emissions in Scope 3, Category 13: Downstream leased assets covered by this Scope 3, Category 13: Downstream leased assets intensity figure

% of total base year emissions in Scope 3, Category 14: Franchises covered by this Scope 3, Category 14: Franchises intensity figure

% of total base year emissions in Scope 3, Category 15: Investments covered by this Scope 3, Category 15: Investments intensity figure

% of total base year emissions in Scope 3, Other (upstream) covered by this Scope 3, Other (upstream) intensity figure

% of total base year emissions in Scope 3, Other (downstream) covered by this Scope 3, Other (downstream) intensity figure

% of total base year emissions in Scope 3 (in all Scope 3 categories) covered by this total Scope 3 intensity figure

100

% of total base year emissions in all selected Scopes covered by this intensity figure

100

Target year

2030

Targeted reduction from base year (%)

50

Intensity figure in target year for all selected Scopes (metric tons CO₂e per unit of activity) [auto-calculated]

1.23

% change anticipated in absolute Scope 1+2 emissions

% change anticipated in absolute Scope 3 emissions

0

Intensity figure in reporting year for Scope 1 (metric tons CO₂e per unit of activity)

Intensity figure in reporting year for Scope 2 (metric tons CO₂e per unit of activity)

Intensity figure in reporting year for Scope 3, Category 1: Purchased goods and services (metric tons CO₂e per unit of activity)

Intensity figure in reporting year for Scope 3, Category 2: Capital goods (metric tons CO₂e per unit of activity)

Intensity figure in reporting year for Scope 3, Category 3: Fuel-and-energy-related activities (not included in Scopes 1 or 2) (metric tons CO₂e per unit of activity)

Intensity figure in reporting year for Scope 3, Category 4: Upstream transportation and distribution (metric tons CO₂e per unit of activity)

Intensity figure in reporting year for Scope 3, Category 5: Waste generated in operations (metric tons CO₂e per unit of activity)

Intensity figure in reporting year for Scope 3, Category 6: Business travel (metric tons CO₂e per unit of activity)

0.47

Intensity figure in reporting year for Scope 3, Category 7: Employee commuting (metric tons CO2e per unit of activity)

Intensity figure in reporting year for Scope 3, Category 8: Upstream leased assets (metric tons CO2e per unit of activity)

Intensity figure in reporting year for Scope 3, Category 9: Downstream transportation and distribution (metric tons CO2e per unit of activity)

Intensity figure in reporting year for Scope 3, Category 10: Processing of sold products (metric tons CO2e per unit of activity)

Intensity figure in reporting year for Scope 3, Category 11: Use of sold products (metric tons CO2e per unit of activity)

Intensity figure in reporting year for Scope 3, Category 12: End-of-life treatment of sold products (metric tons CO2e per unit of activity)

Intensity figure in reporting year for Scope 3, Category 13: Downstream leased assets (metric tons CO2e per unit of activity)

Intensity figure in reporting year for Scope 3, Category 14: Franchises (metric tons CO2e per unit of activity)

Intensity figure in reporting year for Scope 3, Category 15: Investments (metric tons CO2e per unit of activity)

Intensity figure in reporting year for Scope 3, Other (upstream) (metric tons CO2e per unit of activity)

Intensity figure in reporting year for Scope 3, Other (downstream) (metric tons CO2e per unit of activity)

Intensity figure in reporting year for total Scope 3 (metric tons CO2e per unit of activity)

0.47

Intensity figure in reporting year for all selected Scopes (metric tons CO₂e per unit of activity)

0.47

Does this target cover any land-related emissions?

No, it does not cover any land-related emissions (e.g. non-FLAG SBT)

% of target achieved relative to base year [auto-calculated]

161.7886178862

Target status in reporting year

Underway

Please explain target coverage and identify any exclusions

Deloitte's near-term (2030) greenhouse gas (GHG) reduction goals have been validated by the Science Based Targets initiative (SBTi) as 1.5°C-aligned, science-based targets. Deloitte committed to reduce Scope 3 GHG emissions from business travel 50% per FTE by 2030 from a 2019 base year. Air travel, hotel stays, and ground transportation are included in this scope 3 category.

Plan for achieving target, and progress made to the end of the reporting year

Efforts are underway to implement measures to reduce business travel emissions per FTE; however, we anticipate business travel emissions to increase in a post-pandemic environment while reduction measures are being implemented. Apart from focusing on reducing travel activity, Deloitte is investing in sustainable aviation fuel in an effort to help bring lower carbon fuel to the market and decrease scope 3 business travel emissions.

List the emissions reduction initiatives which contributed most to achieving this target

C4.2

(C4.2) Did you have any other climate-related targets that were active in the reporting year?

Target(s) to increase low-carbon energy consumption or production

Other climate-related target(s)

C4.2a

(C4.2a) Provide details of your target(s) to increase low-carbon energy consumption or production.

Target reference number

Low 1

Year target was set

2020

Target coverage

Company-wide

Target type: energy carrier

Electricity

Target type: activity

Consumption

Target type: energy source

Renewable energy source(s) only

Base year

2019

Consumption or production of selected energy carrier in base year (MWh)

47,686

% share of low-carbon or renewable energy in base year

12.47

Target year

2030

% share of low-carbon or renewable energy in target year

100

% share of low-carbon or renewable energy in reporting year

91

% of target achieved relative to base year [auto-calculated]

89.7178110362

Target status in reporting year

Underway

Is this target part of an emissions target?

Abs1

Is this target part of an overarching initiative?

RE100

Please explain target coverage and identify any exclusions

Target covers electricity used in all owned and leased real estate under operational control of Deloitte. It also includes electricity used to charge owned and leased fleet under operational control of Deloitte.

Plan for achieving target, and progress made to the end of the reporting year

Purchase of renewable electricity via unbundled attributes and bundled green tariff contracts.

List the actions which contributed most to achieving this target

C4.2b

(C4.2b) Provide details of any other climate-related targets, including methane reduction targets.

Target reference number

Oth 1

Year target was set

2020

Target coverage

Company-wide

Target type: absolute or intensity

Absolute

Target type: category & Metric (target numerator if reporting an intensity target)

Engagement with suppliers

Percentage of suppliers (by emissions) with a science-based target

Target denominator (intensity targets only)

Base year

2019

Figure or percentage in base year

1.6

Target year

2025

Figure or percentage in target year

67

Figure or percentage in reporting year

14

% of target achieved relative to base year [auto-calculated]

18.9602446483

Target status in reporting year

Underway

Is this target part of an emissions target?

No

Is this target part of an overarching initiative?

Science Based Targets initiative – approved supplier engagement target

Please explain target coverage and identify any exclusions

Deloitte commits to engage with its major suppliers with the goal of having 67% of suppliers (by emissions) set science-based targets by 2025.

Plan for achieving target, and progress made to the end of the reporting year

Deloitte is actively engaging with its key suppliers on the topic of climate change. See Section 12, Engagement for additional details around supplier engagement.

List the actions which contributed most to achieving this target

Target reference number

Oth 2

Year target was set

2020

Target coverage

Company-wide

Target type: absolute or intensity

Absolute

Target type: category & Metric (target numerator if reporting an intensity target)

Low-carbon vehicles

Percentage of low-carbon vehicles in company fleet

Target denominator (intensity targets only)

Base year

2020

Figure or percentage in base year

11

Target year

2030

Figure or percentage in target year

100

Figure or percentage in reporting year

24

% of target achieved relative to base year [auto-calculated]

14.606741573

Target status in reporting year

Underway

Is this target part of an emissions target?

Abs 1

Is this target part of an overarching initiative?

EV100

Please explain target coverage and identify any exclusions

The target covers all fleet under operational control of Deloitte.

Plan for achieving target, and progress made to the end of the reporting year

Efforts under way to replace internal combustion engine cars with electric vehicles.

List the actions which contributed most to achieving this target

C4.3

(C4.3) Did you have emissions reduction initiatives that were active within the reporting year? Note that this can include those in the planning and/or implementation phases.

Yes

C4.3a

(C4.3a) Identify the total number of initiatives at each stage of development, and for those in the implementation stages, the estimated CO2e savings.

	Number of initiatives	Total estimated annual CO2e savings in metric tonnes CO2e (only for rows marked *)
Under investigation	1	0
To be implemented*	1	18,945
Implementation commenced*	4	320,000
Implemented*	2	118,239
Not to be implemented	0	0

C4.3b

(C4.3b) Provide details on the initiatives implemented in the reporting year in the table below.

Initiative category & Initiative type

Low-carbon energy consumption
Low-carbon electricity mix

Estimated annual CO₂e savings (metric tonnes CO₂e)

113,622

Scope(s) or Scope 3 category(ies) where emissions savings occur

Scope 2 (market-based)

Voluntary/Mandatory

Voluntary

Annual monetary savings (unit currency – as specified in C0.4)

0

Investment required (unit currency – as specified in C0.4)

1,700,000

Payback period

No payback

Estimated lifetime of the initiative

3-5 years

Comment

Purchase of renewable energy in various countries where Deloitte operates.

Initiative category & Initiative type

Transportation
Other, please specify
Sustainable aviation fuel

Estimated annual CO₂e savings (metric tonnes CO₂e)

4,617

Scope(s) or Scope 3 category(ies) where emissions savings occur

Scope 3 category 6: Business travel

Voluntary/Mandatory

Voluntary

Annual monetary savings (unit currency – as specified in C0.4)

0

Investment required (unit currency – as specified in C0.4)

650,000

Payback period

No payback

Estimated lifetime of the initiative

6-10 years

Comment

Investment in purchase of sustainable aviation fuel certificates. Deloitte US purchased the environmental attributes of more than half a million gallons of SAF, which includes the right to claim the associated Scope 3 emissions reductions. SAF certificates (SAFc), as originally proposed by the World Economic Forum (WEF) Clean Skies for Tomorrow (CST) coalition, could represent these environmental attributes in the future. Like a renewable electricity certificate (REC), a SAFc could represent the environmental attributes of a fixed volume of neat (unblended) SAF, would be decoupled from the physical fuel volume, and would be sold or claimed separately.

C4.3c

(C4.3c) What methods do you use to drive investment in emissions reduction activities?

Method	Comment
Dedicated budget for other emissions reduction activities	Deloitte firms maintain a dedicated budget for emissions reduction activities. Emission reduction activities are aligned with and prioritized according to the carbon reduction targets set by Deloitte and goals established as a part of the WorldClimate strategy.

C4.5

(C4.5) Do you classify any of your existing goods and/or services as low-carbon products?

Yes

C4.5a

(C4.5a) Provide details of your products and/or services that you classify as low-carbon products.

Level of aggregation

Group of products or services

Taxonomy used to classify product(s) or service(s) as low-carbon

No taxonomy used to classify product(s) or service(s) as low carbon

Type of product(s) or service(s)

Other

Other, please specify

Consulting services

Description of product(s) or service(s)

Deloitte's Sustainability and Climate Change practice provides services that support clients to implement emissions reductions (e.g., SBTi-aligned target-setting, identification of carbon abatement opportunities, implementation of carbon abatement opportunities). In addition, sustainability considerations such as transportation or resource efficiency are included in other client engagements, even when sustainability is not the specific service offering.

Have you estimated the avoided emissions of this low-carbon product(s) or service(s)

No

Methodology used to calculate avoided emissions

Life cycle stage(s) covered for the low-carbon product(s) or services(s)

Functional unit used

Reference product/service or baseline scenario used

Life cycle stage(s) covered for the reference product/service or baseline scenario

Estimated avoided emissions (metric tons CO₂e per functional unit) compared to reference product/service or baseline scenario

Explain your calculation of avoided emissions, including any assumptions

Revenue generated from low-carbon product(s) or service(s) as % of total revenue in the reporting year

2

C5. Emissions methodology

C5.1

(C5.1) Is this your first year of reporting emissions data to CDP?

No

C5.1a

(C5.1a) Has your organization undergone any structural changes in the reporting year, or are any previous structural changes being accounted for in this disclosure of emissions data?

Row 1

Has there been a structural change?

No

C5.1b

(C5.1b) Has your emissions accounting methodology, boundary, and/or reporting year definition changed in the reporting year?

Change(s) in methodology, boundary, and/or reporting year definition?	
Row 1	No

C5.2

(C5.2) Provide your base year and base year emissions.

Scope 1

Base year start

June 1, 2018

Base year end

May 31, 2019

Base year emissions (metric tons CO₂e)

61,901

Comment

Scope 2 (location-based)

Base year start

June 1, 2018

Base year end

May 31, 2019

Base year emissions (metric tons CO₂e)

210,997

Comment

Scope 2 (market-based)

Base year start

June 1, 2018

Base year end

May 31, 2019

Base year emissions (metric tons CO₂e)

201,771

Comment

Scope 3 category 1: Purchased goods and services

Base year start

June 1, 2018

Base year end

May 31, 2019

Base year emissions (metric tons CO₂e)

621,660

Comment

Scope 3 category 2: Capital goods

Base year start

June 1, 2018

Base year end

May 31, 2019

Base year emissions (metric tons CO₂e)

1,734

Comment

Scope 3 category 3: Fuel-and-energy-related activities (not included in Scope 1 or 2)

Base year start

June 1, 2018

Base year end

May 31, 2019

Base year emissions (metric tons CO₂e)

55,829

Comment

Scope 3 category 4: Upstream transportation and distribution

Base year start

June 1, 2018

Base year end

May 31, 2019

Base year emissions (metric tons CO₂e)

631

Comment

Scope 3 category 5: Waste generated in operations

Base year start

Base year end

Base year emissions (metric tons CO₂e)

Comment

Scope 3 category 6: Business travel

Base year start

June 1, 2018

Base year end

May 31, 2019

Base year emissions (metric tons CO₂e)

754,133

Comment

Scope 3 category 7: Employee commuting

Base year start

Base year end

Base year emissions (metric tons CO₂e)

Comment

Scope 3 category 8: Upstream leased assets

Base year start

June 1, 2018

Base year end

May 31, 2019

Base year emissions (metric tons CO₂e)

14,492

Comment

Scope 3 category 9: Downstream transportation and distribution

Base year start

Base year end

Base year emissions (metric tons CO₂e)

Comment

Scope 3 category 10: Processing of sold products

Base year start

Base year end

Base year emissions (metric tons CO₂e)

Comment

Scope 3 category 11: Use of sold products

Base year start

Base year end

Base year emissions (metric tons CO₂e)

Comment

Scope 3 category 12: End of life treatment of sold products

Base year start

Base year end

Base year emissions (metric tons CO₂e)

Comment

Scope 3 category 13: Downstream leased assets

Base year start

Base year end

Base year emissions (metric tons CO₂e)

Comment

Scope 3 category 14: Franchises

Base year start

Base year end

Base year emissions (metric tons CO₂e)

Comment

Scope 3 category 15: Investments

Base year start

Base year end

Base year emissions (metric tons CO₂e)

Comment

Scope 3: Other (upstream)

Base year start

Base year end

Base year emissions (metric tons CO₂e)

Comment

Scope 3: Other (downstream)

Base year start

Base year end

Base year emissions (metric tons CO₂e)

Comment

C5.3

(C5.3) Select the name of the standard, protocol, or methodology you have used to collect activity data and calculate emissions.

The Greenhouse Gas Protocol: A Corporate Accounting and Reporting Standard (Revised Edition)

The Greenhouse Gas Protocol: Scope 2 Guidance

The Greenhouse Gas Protocol: Corporate Value Chain (Scope 3) Standard

C6. Emissions data

C6.1

(C6.1) What were your organization's gross global Scope 1 emissions in metric tons CO₂e?

Reporting year

Gross global Scope 1 emissions (metric tons CO₂e)

42,703

Comment

C6.2

(C6.2) Describe your organization's approach to reporting Scope 2 emissions.

Row 1

Scope 2, location-based

We are reporting a Scope 2, location-based figure

Scope 2, market-based

We are reporting a Scope 2, market-based figure

Comment

C6.3

(C6.3) What were your organization's gross global Scope 2 emissions in metric tons CO₂e?

Reporting year

Scope 2, location-based

147,297

Scope 2, market-based (if applicable)

21,961

Comment

C6.4

(C6.4) Are there any sources (e.g. facilities, specific GHGs, activities, geographies, etc.) of Scope 1, Scope 2 or Scope 3 emissions that are within your selected reporting boundary which are not included in your disclosure?

No

C6.5

(C6.5) Account for your organization's gross global Scope 3 emissions, disclosing and explaining any exclusions.

Purchased goods and services

Evaluation status

Relevant, calculated

Emissions in reporting year (metric tons CO₂e)

858,848

Emissions calculation methodology

Hybrid method

Percentage of emissions calculated using data obtained from suppliers or value chain partners

1

Please explain

The PG&S GHG emissions inventory includes emissions from extraction, production, and transportation of goods and services purchased by Deloitte in the reporting year, that are not included in other emissions sources. These emissions have been calculated using a two-tier approach:

1. Where actual emissions data is available directly from Deloitte suppliers (obtained through CDP Supply Chain program or directly from a supplier), this primary data is used to calculate Deloitte's PG&S emissions.
2. Where no supplier data is available, average industry emissions factors are used to estimate Deloitte's emissions (representing secondary data according to the GHG Protocol, Scope 3 Technical Guidance).

All emissions are allocated to Deloitte based on the amount spent with each supplier. PG&S calculations are based on the environmentally extended input output (EEIO) model which estimates GHG emissions resulting from the production and upstream supply chain activities of different sectors and products/ services in an economy. The EEIO emissions factors are used to estimate cradle-to-gate GHG emissions for categories of spend.

Capital goods

Evaluation status

Relevant, calculated

Emissions in reporting year (metric tons CO₂e)

2,396.103

Emissions calculation methodology

Supplier-specific method

Percentage of emissions calculated using data obtained from suppliers or value chain partners

100

Please explain

Deloitte has limited purchases classified as capital goods as most of the real estate is leased, and no machinery or equipment is used to produce goods. Deloitte delivers services using primarily leased equipment. Emissions from limited purchases of capital goods have been calculated using spend obtained directly from the suppliers.

Fuel-and-energy-related activities (not included in Scope 1 or 2)

Evaluation status

Not relevant, calculated

Emissions in reporting year (metric tons CO₂e)

15,068

Emissions calculation methodology

Average data method

Percentage of emissions calculated using data obtained from suppliers or value chain partners

0

Please explain

This category includes upstream emissions of purchased fuels and electricity and transportation and distribution losses. Utilizing the Scope 3 Evaluator, a screening tool published by the GHG Protocol, in collaboration with Quantis, an estimate of 15,068 tons was calculated. Compared to other Scope 3 categories, this category is insignificant in size (<1.5% of FY22 Scope 3 emissions) hence is not considered significant and is not included in Deloitte GHG inventory.

Upstream transportation and distribution

Evaluation status

Relevant, calculated

Emissions in reporting year (metric tons CO₂e)

872

Emissions calculation methodology

Hybrid method

Percentage of emissions calculated using data obtained from suppliers or value chain partners

1

Please explain

When analyzed separately, upstream transportation and distribution emissions are not material to Deloitte as Deloitte does not purchase significant materials in order to deliver services. However, Deloitte calculates these emissions and consider them relevant, because these emissions are treated in a manner similar to PG&S and are managed through processes established for PG&S. These emissions have been calculated using a two-tier approach:

1. Where actual emissions data is available directly from Deloitte suppliers (obtained through CDP Supply Chain program or directly from a supplier), this primary data is used to calculate emissions.
2. Where no supplier data is available, average industry emissions factors are used to estimate Deloitte's emissions (representing secondary data according to the GHG Protocol, Scope 3 Technical Guidance).

All emissions are allocated to Deloitte based on the amount spent with each supplier. Calculations are based on the environmentally extended input output (EEIO) model which estimates GHG emissions resulting from the production and upstream supply chain activities of different sectors and products/ services in an economy. The EEIO emissions factors are used to estimate cradle-to-gate GHG emissions for categories of spend.

Waste generated in operations

Evaluation status

Not relevant, explanation provided

Please explain

Deloitte occupies mostly leased space in buildings that manage waste collection for the entire building. Deloitte's most significant waste streams are limited to office and e-waste. Due to the nature of Deloitte's operations, waste is not a material source of GHG emissions. As a part of Deloitte's broader environmental strategy, measures are in place to minimize landfill waste, recycle and compost limited office waste, and recycle e-waste.

Business travel

Evaluation status

Relevant, calculated

Emissions in reporting year (metric tons CO₂e)

176,069

Emissions calculation methodology

Supplier-specific method

Fuel-based method

Distance-based method

Percentage of emissions calculated using data obtained from suppliers or value chain partners

99

Please explain

Reported GHG emissions from air travel are those resulting from Deloitte people flying for business reasons. Business air travel data was obtained from Deloitte travel systems and travel expense records. Seat class-specific data (e.g., first, business, premium economy, economy) was available for the majority of the air travel, so in most cases emission factors by seat class were used. The BEIS emission factors used incorporated an uplift factor to account for non-direct routes, delays, and circling. Business air travel and total emissions are exclusive of radiative forcing. Business air travel and total emissions are calculated using tank-to-wake emissions. Reported GHG emissions from Deloitte business travel by automobiles includes reimbursed driving, rental cars, and buses and taxis. For road travel, activity data was gathered from expense reports, rental agency records, travel agency records, Deloitte accounting systems, fuel receipts, odometer logs and receipts or other records indicating distance and location of trip segments. When fuel consumption was available, GHG emissions were calculated on the basis of mobile combustion factors for the given fuel type. When only distance information was available, GHG emissions were calculated on the basis of average emissions factors for vehicles according to vehicle type, fuel type and location. When only cost was available, distance was estimated based on a cost per mile traveled. Rail travel accounts for GHG emissions from trips by professionals on subways, railways, and trams, with different GHG emission factors used for each type of rail system. Activity data sources included travel agency reports, expense reports, accounting systems, receipts and other records indicating the distance and location of trip segments. In cases where actual distance was unavailable, estimates were made using travel expense data and average travel costs per unit of distance traveled. The GHG emissions inventory in the report includes emissions from accommodations at hotels, guesthouses, and apartments for business reasons and in accordance with Deloitte policies. Data was collected from travel agency records, travel expense reports, and internal records.

Employee commuting

Evaluation status

Relevant, not yet calculated

Please explain

Although Deloitte has a large workforce, during the pandemic year, most of the work shifted to Deloitte people's homes. Commuting to the offices was not a common practice as offices were closed or occupancy was greatly reduced. Post-pandemic there will likely be large structural changes that will reduce regular commuting. Also, commuting is likely less at Deloitte than other organizations because Deloitte practitioners often work from client sites and, therefore, their commuting to such sites is included under business travel emissions. Deloitte plans to calculate and disclose commuting emissions in the future years.

Upstream leased assets

Evaluation status

Relevant, calculated

Emissions in reporting year (metric tons CO₂e)

20,121

Emissions calculation methodology

Hybrid method

Percentage of emissions calculated using data obtained from suppliers or value chain partners

1

Please explain

Upstream leased assets emissions include emissions associated with maintenance, repair and refurbishments in Deloitte leased spaces. These emissions are calculated in a manner similar to PG&S. These emissions have been calculated using a two-tier approach:

1. Where actual emissions data is available directly from Deloitte suppliers (obtained through CDP Supply Chain program or directly from a supplier), this primary data is used to calculate emissions.
2. Where no supplier data is available, average industry emissions factors are used to estimate Deloitte's emissions (representing secondary data according to the GHG Protocol, Scope 3 Technical Guidance).

All emissions are allocated to Deloitte based on the amount spent with each supplier. Calculations are based on the environmentally extended input output (EEIO) model which estimates GHG emissions resulting from the production and upstream supply chain activities of different sectors and products/ services in an economy. The EEIO emissions factors are used to estimate cradle-to-gate GHG emissions for categories of spend.

Downstream transportation and distribution

Evaluation status

Not relevant, explanation provided

Please explain

Due to the nature of Deloitte's operations, Deloitte does not transport products, and therefore this category is not relevant. Deloitte's service transportation and distribution is, in fact, business travel, which is already reported.

Processing of sold products

Evaluation status

Not relevant, explanation provided

Please explain

Deloitte does not process products, and therefore this category is not relevant.

Use of sold products

Evaluation status

Not relevant, explanation provided

Please explain

Deloitte does not sell products, and therefore this category is not relevant.

End of life treatment of sold products

Evaluation status

Not relevant, explanation provided

Please explain

Deloitte does not produce or handle sold products including managing end of life treatment, and therefore this category is not relevant.

Downstream leased assets

Evaluation status

Not relevant, explanation provided

Please explain

Downstream asset leasing is only done in rare circumstances (less than 1% of total real estate is subleased). Emissions from downstream leased assets are trivial within the context of the overall footprint.

Franchises

Evaluation status

Not relevant, explanation provided

Please explain

Deloitte does not own franchises, therefore this category is not relevant.

Investments

Evaluation status

Not relevant, explanation provided

Please explain

This category includes scope 3 emissions associated with the reporting organization's investments in the reporting year, not already included in scope 1 or scope 2. This category is applicable to investors (i.e., organizations that make an investment with the objective of making a profit) and organizations that provide financial services. Category 15 is designed primarily for private financial institutions (e.g., commercial banks), but is also relevant to public financial institutions (e.g., multilateral development banks, export credit agencies, etc.) and other entities with investments not included in scope 1 and scope 2. Reporting on pension fund investments is optional and not currently included in our emissions reporting.

Other (upstream)

Evaluation status

Please explain

Other (downstream)

Evaluation status

Please explain

C6.7

(C6.7) Are carbon dioxide emissions from biogenic carbon relevant to your organization?

No

C6.10

(C6.10) Describe your gross global combined Scope 1 and 2 emissions for the reporting year in metric tons CO₂e per unit currency total revenue and provide any additional intensity metrics that are appropriate to your business operations.

Intensity figure

0.00000109

Metric numerator (Gross global combined Scope 1 and 2 emissions, metric tons CO₂e)

64,664

Metric denominator

unit total revenue

Metric denominator: Unit total

59,300,000,000

Scope 2 figure used

Market-based

% change from previous year

12.6

Direction of change

Decreased

Reason(s) for change

Change in renewable energy consumption
Other emissions reduction activities

Please explain

Purchase of renewable electricity and shift from internal combustion engine fleet to electric.

Intensity figure

0.17

Metric numerator (Gross global combined Scope 1 and 2 emissions, metric tons CO₂e)

64,664

Metric denominator

full time equivalent (FTE) employee

Metric denominator: Unit total

374,311

Scope 2 figure used

Market-based

% change from previous year

13.6

Direction of change

Decreased

Reason(s) for change

- Change in renewable energy consumption
- Other emissions reduction activities

Please explain

Purchase of renewable electricity and shift from internal combustion engine fleet to electric.

C7. Emissions breakdowns

C7.1

(C7.1) Does your organization break down its Scope 1 emissions by greenhouse gas type?

Yes

C7.1a

(C7.1a) Break down your total gross global Scope 1 emissions by greenhouse gas type and provide the source of each used greenhouse warming potential (GWP).

Greenhouse gas	Scope 1 emissions (metric tons of CO2e)	GWP Reference
CO2	42,310	IPCC Fourth Assessment Report (AR4 - 100 year)
CH4	67	IPCC Fourth Assessment Report (AR4 - 100 year)
N2O	263	IPCC Fourth Assessment Report (AR4 - 100 year)

C7.2

(C7.2) Break down your total gross global Scope 1 emissions by country/area/region.

Country/area/region	Scope 1 emissions (metric tons CO2e)
Americas	6,221
Asia Pacific (or JAPA)	383
Europe, Middle East and Africa (EMEA)	36,099

C7.3

(C7.3) Indicate which gross global Scope 1 emissions breakdowns you are able to provide.

- By business division
- By facility

By activity

C7.3a

(C7.3a) Break down your total gross global Scope 1 emissions by business division.

Business division	Scope 1 emissions (metric ton CO2e)
Deloitte Asia Pacific	369
Deloitte NSE	23,858
Deloitte United States	4,743
All Other	13,733

C7.3b

(C7.3b) Break down your total gross global Scope 1 emissions by business facility.

Facility	Scope 1 emissions (metric tons CO2e)	Latitude	Longitude
Glen Mills - Deloitte Global	74	39.877	75.5203
Hermitage	46	36.169	86.5971
Deloitte University	1,907	33.62253	-97.21689
All Other Facilities	40,676	40.758889	-73.979167

C7.3c

(C7.3c) Break down your total gross global Scope 1 emissions by business activity.

Activity	Scope 1 emissions (metric tons CO2e)
Stationary combustion	10,278
Mobile combustion	32,425

C7.5

(C7.5) Break down your total gross global Scope 2 emissions by country/area/region.

Country/area/region	Scope 2, location-based (metric tons CO2e)	Scope 2, market-based (metric tons CO2e)
Americas	74,862	1,129
Asia Pacific (or JAPA)	24,862	12,611
Europe, Middle East and Africa (EMEA)	47,573	8,220

C7.6

(C7.6) Indicate which gross global Scope 2 emissions breakdowns you are able to provide.

- By business division
- By facility
- By activity

C7.6a

(C7.6a) Break down your total gross global Scope 2 emissions by business division.

Business division	Scope 2, location-based (metric tons CO2e)	Scope 2, market-based (metric tons CO2e)
Deloitte Asia Pacific	24,178	12,935
Deloitte NSE	21,874	1,978
Deloitte United States	68,402	0
All Other	32,842	7,048

C7.6b

(C7.6b) Break down your total gross global Scope 2 emissions by business facility.

Facility	Scope 2, location-based (metric tons CO2e)	Scope 2, market-based (metric tons CO2e)
Glen Mills - Deloitte Global	95	0
Hermitage	8,645	0
Deloitte University	5,467	0
All Other Facilities	133,090	21,961

C7.6c

(C7.6c) Break down your total gross global Scope 2 emissions by business activity.

Activity	Scope 2, location-based (metric tons CO2e)	Scope 2, market-based (metric tons CO2e)
Electricity	140,843	15,507
District Heating	4,633	4,633
District Cooling	1,821	1,821

C7.7

(C7.7) Is your organization able to break down your emissions data for any of the subsidiaries included in your CDP response?

Not relevant as we do not have any subsidiaries

C7.9

(C7.9) How do your gross global emissions (Scope 1 and 2 combined) for the reporting year compare to those of the previous reporting year?

Increased

C7.9a

(C7.9a) Identify the reasons for any change in your gross global emissions (Scope 1 and 2 combined), and for each of them specify how your emissions compare to the previous year.

	Change in emissions (metric tons CO ₂ e)	Direction of change in emissions	Emissions value (percentage)	Please explain calculation
Change in renewable energy consumption	10,231	Decreased	7	FY2022 electricity (market based) emissions (15,507) - FY2021 electricity (market based) emissions (25738) = -10,231 or 7% variance
Other emissions reduction activities	338	Decreased	1	FY2022 fuel-related building emissions for North and South Europe (3,950) - FY2021 fuel-related building emissions for North and South Europe (3,612) = -338 or 1% variance
Divestment				
Acquisitions				
Mergers				
Change in output				
Change in methodology				
Change in boundary				
Change in physical	12,210	Increased	8	Fuel usage in buildings increased by 1.1% from 8,668 in FY21 to 10,285 in

operating conditions				FY22. District heating and cooling increased from 4,270 to 6,454 resulting in 1.4% increase in emissions. Non electric vehicle fleet grew from approximately 10,000 cars to 11,400 cars. Associated emissions increased from 24,009 to 32,418 resulting in 5.5% increase of associated emissions. Fleet decarbonization remains a priority for Deloitte's WorldClimate strategy. 1,617 (building fuel emissions increase) + 2,184 (district heating and cooling emissions increase) + 8,409 (fleet increase) = 12,210 1.1% + 1.4% +5.5% = 8%
Unidentified				
Other				

C7.9b

(C7.9b) Are your emissions performance calculations in C7.9 and C7.9a based on a location-based Scope 2 emissions figure or a market-based Scope 2 emissions figure?

Market-based

C8. Energy

C8.1

(C8.1) What percentage of your total operational spend in the reporting year was on energy?

More than 0% but less than or equal to 5%

C8.2

(C8.2) Select which energy-related activities your organization has undertaken.

	Indicate whether your organization undertook this energy-related activity in the reporting year
Consumption of fuel (excluding feedstocks)	Yes
Consumption of purchased or acquired electricity	Yes
Consumption of purchased or acquired heat	Yes
Consumption of purchased or acquired steam	No
Consumption of purchased or acquired cooling	Yes
Generation of electricity, heat, steam, or cooling	No

C8.2a

(C8.2a) Report your organization's energy consumption totals (excluding feedstocks) in MWh.

	Heating value	MWh from renewable sources	MWh from non-renewable sources	Total (renewable and non-renewable) MWh
Consumption of fuel (excluding feedstock)	LHV (lower heating value)	0	189,411	189,411
Consumption of purchased or acquired electricity		309,745	26,233	335,978
Consumption of purchased or acquired heat		0	20,325	20,325
Consumption of purchased or acquired cooling		0	7,602	7,602
Total energy consumption		309,745	243,571	553,316

C8.2b

(C8.2b) Select the applications of your organization's consumption of fuel.

	Indicate whether your organization undertakes this fuel application
Consumption of fuel for the generation of electricity	Yes
Consumption of fuel for the generation of heat	Yes
Consumption of fuel for the generation of steam	No
Consumption of fuel for the generation of cooling	No
Consumption of fuel for co-generation or tri-generation	No

C8.2c

(C8.2c) State how much fuel in MWh your organization has consumed (excluding feedstocks) by fuel type.

Sustainable biomass

Heating value

Unable to confirm heating value

Total fuel MWh consumed by the organization

0

MWh fuel consumed for self-generation of electricity

0

MWh fuel consumed for self-generation of heat

0

Comment

Other biomass

Heating value

Unable to confirm heating value

Total fuel MWh consumed by the organization

0

MWh fuel consumed for self-generation of electricity

0

MWh fuel consumed for self-generation of heat

0

Comment

Other renewable fuels (e.g. renewable hydrogen)

Heating value

Unable to confirm heating value

Total fuel MWh consumed by the organization

0

MWh fuel consumed for self-generation of electricity

0

MWh fuel consumed for self-generation of heat

0

Comment

Coal

Heating value

Unable to confirm heating value

Total fuel MWh consumed by the organization

0

MWh fuel consumed for self-generation of electricity

0

MWh fuel consumed for self-generation of heat

0

Comment

Oil

Heating value

LHV

Total fuel MWh consumed by the organization

138,803

MWh fuel consumed for self-generation of electricity

84,112

MWh fuel consumed for self-generation of heat

54,690

Comment

Gas

Heating value

LHV

Total fuel MWh consumed by the organization

50,608

MWh fuel consumed for self-generation of electricity

0

MWh fuel consumed for self-generation of heat

50,608

Comment

Other non-renewable fuels (e.g. non-renewable hydrogen)

Heating value

LHV

Total fuel MWh consumed by the organization

0

MWh fuel consumed for self-generation of electricity

0

MWh fuel consumed for self-generation of heat

0

Comment

Total fuel

Heating value

LHV

Total fuel MWh consumed by the organization

189,411

MWh fuel consumed for self-generation of electricity

84,112

MWh fuel consumed for self-generation of heat

105,299

Comment

C8.2g

(C8.2g) Provide a breakdown by country/area of your non-fuel energy consumption in the reporting year.

Country/area

Albania

Consumption of purchased electricity (MWh)

152

Consumption of self-generated electricity (MWh)

0

Is this electricity consumption excluded from your RE100 commitment?

No

Consumption of purchased heat, steam, and cooling (MWh)

0

Consumption of self-generated heat, steam, and cooling (MWh)

0

Total non-fuel energy consumption (MWh) [Auto-calculated]

152

Country/area

Algeria

Consumption of purchased electricity (MWh)

327

Consumption of self-generated electricity (MWh)

0

Is this electricity consumption excluded from your RE100 commitment?

No

Consumption of purchased heat, steam, and cooling (MWh)

0

Consumption of self-generated heat, steam, and cooling (MWh)

0

Total non-fuel energy consumption (MWh) [Auto-calculated]

327

Country/area

Andorra

Consumption of purchased electricity (MWh)

8

Consumption of self-generated electricity (MWh)

0

Is this electricity consumption excluded from your RE100 commitment?

No

Consumption of purchased heat, steam, and cooling (MWh)

0

Consumption of self-generated heat, steam, and cooling (MWh)

0

Total non-fuel energy consumption (MWh) [Auto-calculated]

8

Country/area

Angola

Consumption of purchased electricity (MWh)

317

Consumption of self-generated electricity (MWh)

0

Is this electricity consumption excluded from your RE100 commitment?

No

Consumption of purchased heat, steam, and cooling (MWh)

0

Consumption of self-generated heat, steam, and cooling (MWh)

0

Total non-fuel energy consumption (MWh) [Auto-calculated]

317

Country/area

Argentina

Consumption of purchased electricity (MWh)

721

Consumption of self-generated electricity (MWh)

0

Is this electricity consumption excluded from your RE100 commitment?

No

Consumption of purchased heat, steam, and cooling (MWh)

0

Consumption of self-generated heat, steam, and cooling (MWh)

0

Total non-fuel energy consumption (MWh) [Auto-calculated]

721

Country/area

Australia

Consumption of purchased electricity (MWh)

3,449

Consumption of self-generated electricity (MWh)

0

Is this electricity consumption excluded from your RE100 commitment?

No

Consumption of purchased heat, steam, and cooling (MWh)

0

Consumption of self-generated heat, steam, and cooling (MWh)

0

Total non-fuel energy consumption (MWh) [Auto-calculated]

3,449

Country/area

Austria

Consumption of purchased electricity (MWh)

955

Consumption of self-generated electricity (MWh)

0

Is this electricity consumption excluded from your RE100 commitment?

Consumption of purchased heat, steam, and cooling (MWh)

0

Consumption of self-generated heat, steam, and cooling (MWh)

0

Total non-fuel energy consumption (MWh) [Auto-calculated]

955

Country/area

Bahamas

Consumption of purchased electricity (MWh)

110

Consumption of self-generated electricity (MWh)

0

Is this electricity consumption excluded from your RE100 commitment?

No

Consumption of purchased heat, steam, and cooling (MWh)

0

Consumption of self-generated heat, steam, and cooling (MWh)

0

Total non-fuel energy consumption (MWh) [Auto-calculated]

110

Country/area

Bahrain

Consumption of purchased electricity (MWh)

1,354

Consumption of self-generated electricity (MWh)

0

Is this electricity consumption excluded from your RE100 commitment?

No

Consumption of purchased heat, steam, and cooling (MWh)

0

Consumption of self-generated heat, steam, and cooling (MWh)

0

Total non-fuel energy consumption (MWh) [Auto-calculated]

1,354

Country/area

Bangladesh

Consumption of purchased electricity (MWh)

18

Consumption of self-generated electricity (MWh)

0

Is this electricity consumption excluded from your RE100 commitment?

No

Consumption of purchased heat, steam, and cooling (MWh)

0

Consumption of self-generated heat, steam, and cooling (MWh)

0

Total non-fuel energy consumption (MWh) [Auto-calculated]

18

Country/area

Barbados

Consumption of purchased electricity (MWh)

194

Consumption of self-generated electricity (MWh)

0

Is this electricity consumption excluded from your RE100 commitment?

No

Consumption of purchased heat, steam, and cooling (MWh)

0

Consumption of self-generated heat, steam, and cooling (MWh)

0

Total non-fuel energy consumption (MWh) [Auto-calculated]

194

Country/area

Belgium

Consumption of purchased electricity (MWh)

6,887

Consumption of self-generated electricity (MWh)

0

Is this electricity consumption excluded from your RE100 commitment?

No

Consumption of purchased heat, steam, and cooling (MWh)

1,140.78

Consumption of self-generated heat, steam, and cooling (MWh)

0

Total non-fuel energy consumption (MWh) [Auto-calculated]

8,027.78

Country/area

Bermuda

Consumption of purchased electricity (MWh)

420

Consumption of self-generated electricity (MWh)

0

Is this electricity consumption excluded from your RE100 commitment?

No

Consumption of purchased heat, steam, and cooling (MWh)

0

Consumption of self-generated heat, steam, and cooling (MWh)

0

Total non-fuel energy consumption (MWh) [Auto-calculated]

420

Country/area

Bolivia (Plurinational State of)

Consumption of purchased electricity (MWh)

12

Consumption of self-generated electricity (MWh)

0

Is this electricity consumption excluded from your RE100 commitment?

No

Consumption of purchased heat, steam, and cooling (MWh)

0

Consumption of self-generated heat, steam, and cooling (MWh)

0

Total non-fuel energy consumption (MWh) [Auto-calculated]

12

Country/area

Botswana

Consumption of purchased electricity (MWh)

754

Consumption of self-generated electricity (MWh)

0

Is this electricity consumption excluded from your RE100 commitment?

No

Consumption of purchased heat, steam, and cooling (MWh)

0

Consumption of self-generated heat, steam, and cooling (MWh)

0

Total non-fuel energy consumption (MWh) [Auto-calculated]

754

Country/area

Brazil

Consumption of purchased electricity (MWh)

1,104

Consumption of self-generated electricity (MWh)

0

Is this electricity consumption excluded from your RE100 commitment?

No

Consumption of purchased heat, steam, and cooling (MWh)

0

Consumption of self-generated heat, steam, and cooling (MWh)

0

Total non-fuel energy consumption (MWh) [Auto-calculated]

1,104

Country/area

Brunei Darussalam

Consumption of purchased electricity (MWh)

68

Consumption of self-generated electricity (MWh)

0

Is this electricity consumption excluded from your RE100 commitment?

No

Consumption of purchased heat, steam, and cooling (MWh)

0

Consumption of self-generated heat, steam, and cooling (MWh)

0

Total non-fuel energy consumption (MWh) [Auto-calculated]

68

Country/area

Bulgaria

Consumption of purchased electricity (MWh)

172

Consumption of self-generated electricity (MWh)

0

Is this electricity consumption excluded from your RE100 commitment?

No

Consumption of purchased heat, steam, and cooling (MWh)

127.05

Consumption of self-generated heat, steam, and cooling (MWh)

0

Total non-fuel energy consumption (MWh) [Auto-calculated]

299.05

Country/area

Cambodia

Consumption of purchased electricity (MWh)

19.96

Consumption of self-generated electricity (MWh)

0

Is this electricity consumption excluded from your RE100 commitment?

No

Consumption of purchased heat, steam, and cooling (MWh)

0

Consumption of self-generated heat, steam, and cooling (MWh)

0

Total non-fuel energy consumption (MWh) [Auto-calculated]

19.96

Country/area

Mexico

Consumption of purchased electricity (MWh)

12,076

Consumption of self-generated electricity (MWh)

0

Is this electricity consumption excluded from your RE100 commitment?

No

Consumption of purchased heat, steam, and cooling (MWh)

0

Consumption of self-generated heat, steam, and cooling (MWh)

0

Total non-fuel energy consumption (MWh) [Auto-calculated]

12,076

Country/area

Cayman Islands

Consumption of purchased electricity (MWh)

1,494

Consumption of self-generated electricity (MWh)

0

Is this electricity consumption excluded from your RE100 commitment?

No

Consumption of purchased heat, steam, and cooling (MWh)

0

Consumption of self-generated heat, steam, and cooling (MWh)

0

Total non-fuel energy consumption (MWh) [Auto-calculated]

1,494

Country/area

Chile

Consumption of purchased electricity (MWh)

889

Consumption of self-generated electricity (MWh)

0

Is this electricity consumption excluded from your RE100 commitment?

No

Consumption of purchased heat, steam, and cooling (MWh)

0

Consumption of self-generated heat, steam, and cooling (MWh)

0

Total non-fuel energy consumption (MWh) [Auto-calculated]

889

Country/area

China

Consumption of purchased electricity (MWh)

7,333

Consumption of self-generated electricity (MWh)

0

Is this electricity consumption excluded from your RE100 commitment?

No

Consumption of purchased heat, steam, and cooling (MWh)

0

Consumption of self-generated heat, steam, and cooling (MWh)

0

Total non-fuel energy consumption (MWh) [Auto-calculated]

7,333

Country/area

Colombia

Consumption of purchased electricity (MWh)

209

Consumption of self-generated electricity (MWh)

0

Is this electricity consumption excluded from your RE100 commitment?

No

Consumption of purchased heat, steam, and cooling (MWh)

0

Consumption of self-generated heat, steam, and cooling (MWh)

0

Total non-fuel energy consumption (MWh) [Auto-calculated]

209

Country/area

Democratic Republic of the Congo

Consumption of purchased electricity (MWh)

17

Consumption of self-generated electricity (MWh)

0

Is this electricity consumption excluded from your RE100 commitment?

No

Consumption of purchased heat, steam, and cooling (MWh)

0

Consumption of self-generated heat, steam, and cooling (MWh)

0

Total non-fuel energy consumption (MWh) [Auto-calculated]

17

Country/area

Costa Rica

Consumption of purchased electricity (MWh)

162

Consumption of self-generated electricity (MWh)

0

Is this electricity consumption excluded from your RE100 commitment?

No

Consumption of purchased heat, steam, and cooling (MWh)

0

Consumption of self-generated heat, steam, and cooling (MWh)

0

Total non-fuel energy consumption (MWh) [Auto-calculated]

162

Country/area

Côte d'Ivoire

Consumption of purchased electricity (MWh)

86

Consumption of self-generated electricity (MWh)

0

Is this electricity consumption excluded from your RE100 commitment?

No

Consumption of purchased heat, steam, and cooling (MWh)

0

Consumption of self-generated heat, steam, and cooling (MWh)

0

Total non-fuel energy consumption (MWh) [Auto-calculated]

86

Country/area

Croatia

Consumption of purchased electricity (MWh)

106

Consumption of self-generated electricity (MWh)

0

Is this electricity consumption excluded from your RE100 commitment?

No

Consumption of purchased heat, steam, and cooling (MWh)

0

Consumption of self-generated heat, steam, and cooling (MWh)

0

Total non-fuel energy consumption (MWh) [Auto-calculated]

106

Country/area

Cyprus

Consumption of purchased electricity (MWh)

1,452

Consumption of self-generated electricity (MWh)

0

Is this electricity consumption excluded from your RE100 commitment?

No

Consumption of purchased heat, steam, and cooling (MWh)

0

Consumption of self-generated heat, steam, and cooling (MWh)

0

Total non-fuel energy consumption (MWh) [Auto-calculated]

1,452

Country/area

Czechia

Consumption of purchased electricity (MWh)

679

Consumption of self-generated electricity (MWh)

0

Is this electricity consumption excluded from your RE100 commitment?

No

Consumption of purchased heat, steam, and cooling (MWh)

0

Consumption of self-generated heat, steam, and cooling (MWh)

0

Total non-fuel energy consumption (MWh) [Auto-calculated]

679

Country/area

Denmark

Consumption of purchased electricity (MWh)

4,711

Consumption of self-generated electricity (MWh)

0

Is this electricity consumption excluded from your RE100 commitment?

No

Consumption of purchased heat, steam, and cooling (MWh)

4,828

Consumption of self-generated heat, steam, and cooling (MWh)

0

Total non-fuel energy consumption (MWh) [Auto-calculated]

9,539

Country/area

Dominican Republic

Consumption of purchased electricity (MWh)

125

Consumption of self-generated electricity (MWh)

0

Is this electricity consumption excluded from your RE100 commitment?

No

Consumption of purchased heat, steam, and cooling (MWh)

0

Consumption of self-generated heat, steam, and cooling (MWh)

0

Total non-fuel energy consumption (MWh) [Auto-calculated]

125

Country/area

Ecuador

Consumption of purchased electricity (MWh)

171

Consumption of self-generated electricity (MWh)

0

Is this electricity consumption excluded from your RE100 commitment?

No

Consumption of purchased heat, steam, and cooling (MWh)

0

Consumption of self-generated heat, steam, and cooling (MWh)

0

Total non-fuel energy consumption (MWh) [Auto-calculated]

171

Country/area

El Salvador

Consumption of purchased electricity (MWh)

33

Consumption of self-generated electricity (MWh)

0

Is this electricity consumption excluded from your RE100 commitment?

No

Consumption of purchased heat, steam, and cooling (MWh)

0

Consumption of self-generated heat, steam, and cooling (MWh)

0

Total non-fuel energy consumption (MWh) [Auto-calculated]

33

Country/area

Finland

Consumption of purchased electricity (MWh)

475

Consumption of self-generated electricity (MWh)

0

Is this electricity consumption excluded from your RE100 commitment?

No

Consumption of purchased heat, steam, and cooling (MWh)

740

Consumption of self-generated heat, steam, and cooling (MWh)

0

Total non-fuel energy consumption (MWh) [Auto-calculated]

1,215

Country/area

France

Consumption of purchased electricity (MWh)

2,055

Consumption of self-generated electricity (MWh)

0

Is this electricity consumption excluded from your RE100 commitment?

No

Consumption of purchased heat, steam, and cooling (MWh)

2,462

Consumption of self-generated heat, steam, and cooling (MWh)

0

Total non-fuel energy consumption (MWh) [Auto-calculated]

4,517

Country/area

Germany

Consumption of purchased electricity (MWh)

15,451

Consumption of self-generated electricity (MWh)

0

Is this electricity consumption excluded from your RE100 commitment?

No

Consumption of purchased heat, steam, and cooling (MWh)

5,963

Consumption of self-generated heat, steam, and cooling (MWh)

0

Total non-fuel energy consumption (MWh) [Auto-calculated]

21,414

Country/area

Ghana

Consumption of purchased electricity (MWh)

437

Consumption of self-generated electricity (MWh)

0

Is this electricity consumption excluded from your RE100 commitment?

No

Consumption of purchased heat, steam, and cooling (MWh)

0

Consumption of self-generated heat, steam, and cooling (MWh)

0

Total non-fuel energy consumption (MWh) [Auto-calculated]

437

Country/area

Greece

Consumption of purchased electricity (MWh)

1,152

Consumption of self-generated electricity (MWh)

0

Is this electricity consumption excluded from your RE100 commitment?

No

Consumption of purchased heat, steam, and cooling (MWh)

0

Consumption of self-generated heat, steam, and cooling (MWh)

0

Total non-fuel energy consumption (MWh) [Auto-calculated]

1,152

Country/area

Guam

Consumption of purchased electricity (MWh)

160

Consumption of self-generated electricity (MWh)

0

Is this electricity consumption excluded from your RE100 commitment?

No

Consumption of purchased heat, steam, and cooling (MWh)

0

Consumption of self-generated heat, steam, and cooling (MWh)

0

Total non-fuel energy consumption (MWh) [Auto-calculated]

160

Country/area

Guatemala

Consumption of purchased electricity (MWh)

182

Consumption of self-generated electricity (MWh)

0

Is this electricity consumption excluded from your RE100 commitment?

No

Consumption of purchased heat, steam, and cooling (MWh)

0

Consumption of self-generated heat, steam, and cooling (MWh)

0

Total non-fuel energy consumption (MWh) [Auto-calculated]

182

Country/area

Honduras

Consumption of purchased electricity (MWh)

68

Consumption of self-generated electricity (MWh)

0

Is this electricity consumption excluded from your RE100 commitment?

No

Consumption of purchased heat, steam, and cooling (MWh)

0

Consumption of self-generated heat, steam, and cooling (MWh)

0

Total non-fuel energy consumption (MWh) [Auto-calculated]

68

Country/area

Hungary

Consumption of purchased electricity (MWh)

492

Consumption of self-generated electricity (MWh)

0

Is this electricity consumption excluded from your RE100 commitment?

No

Consumption of purchased heat, steam, and cooling (MWh)

0

Consumption of self-generated heat, steam, and cooling (MWh)

0

Total non-fuel energy consumption (MWh) [Auto-calculated]

492

Country/area

Iceland

Consumption of purchased electricity (MWh)

446

Consumption of self-generated electricity (MWh)

0

Is this electricity consumption excluded from your RE100 commitment?

No

Consumption of purchased heat, steam, and cooling (MWh)

0

Consumption of self-generated heat, steam, and cooling (MWh)

0

Total non-fuel energy consumption (MWh) [Auto-calculated]

446

Country/area

India

Consumption of purchased electricity (MWh)

50,227

Consumption of self-generated electricity (MWh)

0

Is this electricity consumption excluded from your RE100 commitment?

No

Consumption of purchased heat, steam, and cooling (MWh)

0

Consumption of self-generated heat, steam, and cooling (MWh)

0

Total non-fuel energy consumption (MWh) [Auto-calculated]

50,227

Country/area

Indonesia

Consumption of purchased electricity (MWh)

166

Consumption of self-generated electricity (MWh)

0

Is this electricity consumption excluded from your RE100 commitment?

No

Consumption of purchased heat, steam, and cooling (MWh)

0

Consumption of self-generated heat, steam, and cooling (MWh)

0

Total non-fuel energy consumption (MWh) [Auto-calculated]

166

Country/area

Ireland

Consumption of purchased electricity (MWh)

1,448

Consumption of self-generated electricity (MWh)

0

Is this electricity consumption excluded from your RE100 commitment?

No

Consumption of purchased heat, steam, and cooling (MWh)

0

Consumption of self-generated heat, steam, and cooling (MWh)

0

Total non-fuel energy consumption (MWh) [Auto-calculated]

1,448

Country/area

Israel

Consumption of purchased electricity (MWh)

2,229

Consumption of self-generated electricity (MWh)

0

Is this electricity consumption excluded from your RE100 commitment?

No

Consumption of purchased heat, steam, and cooling (MWh)

0

Consumption of self-generated heat, steam, and cooling (MWh)

0

Total non-fuel energy consumption (MWh) [Auto-calculated]

2,229

Country/area

Italy

Consumption of purchased electricity (MWh)

6,999

Consumption of self-generated electricity (MWh)

0

Is this electricity consumption excluded from your RE100 commitment?

No

Consumption of purchased heat, steam, and cooling (MWh)

0

Consumption of self-generated heat, steam, and cooling (MWh)

0

Total non-fuel energy consumption (MWh) [Auto-calculated]

6,999

Country/area

Japan

Consumption of purchased electricity (MWh)

7,081

Consumption of self-generated electricity (MWh)

0

Is this electricity consumption excluded from your RE100 commitment?

No

Consumption of purchased heat, steam, and cooling (MWh)

5,694

Consumption of self-generated heat, steam, and cooling (MWh)

0

Total non-fuel energy consumption (MWh) [Auto-calculated]

12,775

Country/area

Jordan

Consumption of purchased electricity (MWh)

465

Consumption of self-generated electricity (MWh)

0

Is this electricity consumption excluded from your RE100 commitment?

No

Consumption of purchased heat, steam, and cooling (MWh)

0

Consumption of self-generated heat, steam, and cooling (MWh)

0

Total non-fuel energy consumption (MWh) [Auto-calculated]

465

Country/area

Kenya

Consumption of purchased electricity (MWh)

236

Consumption of self-generated electricity (MWh)

0

Is this electricity consumption excluded from your RE100 commitment?

No

Consumption of purchased heat, steam, and cooling (MWh)

0

Consumption of self-generated heat, steam, and cooling (MWh)

0

Total non-fuel energy consumption (MWh) [Auto-calculated]

236

Country/area

Saudi Arabia

Consumption of purchased electricity (MWh)

2,775

Consumption of self-generated electricity (MWh)

0

Is this electricity consumption excluded from your RE100 commitment?

No

Consumption of purchased heat, steam, and cooling (MWh)

0

Consumption of self-generated heat, steam, and cooling (MWh)

0

Total non-fuel energy consumption (MWh) [Auto-calculated]

2,775

Country/area

Republic of Korea

Consumption of purchased electricity (MWh)

955

Consumption of self-generated electricity (MWh)

0

Is this electricity consumption excluded from your RE100 commitment?

No

Consumption of purchased heat, steam, and cooling (MWh)

0

Consumption of self-generated heat, steam, and cooling (MWh)

0

Total non-fuel energy consumption (MWh) [Auto-calculated]

955

Country/area

Kuwait

Consumption of purchased electricity (MWh)

374

Consumption of self-generated electricity (MWh)

0

Is this electricity consumption excluded from your RE100 commitment?

No

Consumption of purchased heat, steam, and cooling (MWh)

0

Consumption of self-generated heat, steam, and cooling (MWh)

0

Total non-fuel energy consumption (MWh) [Auto-calculated]

374

Country/area

Lao People's Democratic Republic

Consumption of purchased electricity (MWh)

12

Consumption of self-generated electricity (MWh)

0

Is this electricity consumption excluded from your RE100 commitment?

No

Consumption of purchased heat, steam, and cooling (MWh)

0

Consumption of self-generated heat, steam, and cooling (MWh)

0

Total non-fuel energy consumption (MWh) [Auto-calculated]

12

Country/area

Latvia

Consumption of purchased electricity (MWh)

136

Consumption of self-generated electricity (MWh)

0

Is this electricity consumption excluded from your RE100 commitment?

No

Consumption of purchased heat, steam, and cooling (MWh)

0

Consumption of self-generated heat, steam, and cooling (MWh)

0

Total non-fuel energy consumption (MWh) [Auto-calculated]

136

Country/area

Lebanon

Consumption of purchased electricity (MWh)

421

Consumption of self-generated electricity (MWh)

0

Is this electricity consumption excluded from your RE100 commitment?

No

Consumption of purchased heat, steam, and cooling (MWh)

0

Consumption of self-generated heat, steam, and cooling (MWh)

0

Total non-fuel energy consumption (MWh) [Auto-calculated]

421

Country/area

Lithuania

Consumption of purchased electricity (MWh)

38

Consumption of self-generated electricity (MWh)

0

Is this electricity consumption excluded from your RE100 commitment?

No

Consumption of purchased heat, steam, and cooling (MWh)

0

Consumption of self-generated heat, steam, and cooling (MWh)

0

Total non-fuel energy consumption (MWh) [Auto-calculated]

38

Country/area

Luxembourg

Consumption of purchased electricity (MWh)

3,179

Consumption of self-generated electricity (MWh)

0

Is this electricity consumption excluded from your RE100 commitment?

No

Consumption of purchased heat, steam, and cooling (MWh)

0

Consumption of self-generated heat, steam, and cooling (MWh)

0

Total non-fuel energy consumption (MWh) [Auto-calculated]

3,179

Country/area

Malawi

Consumption of purchased electricity (MWh)

194

Consumption of self-generated electricity (MWh)

0

Is this electricity consumption excluded from your RE100 commitment?

No

Consumption of purchased heat, steam, and cooling (MWh)

0

Consumption of self-generated heat, steam, and cooling (MWh)

0

Total non-fuel energy consumption (MWh) [Auto-calculated]

194

Country/area

Malaysia

Consumption of purchased electricity (MWh)

583

Consumption of self-generated electricity (MWh)

0

Is this electricity consumption excluded from your RE100 commitment?

No

Consumption of purchased heat, steam, and cooling (MWh)

0

Consumption of self-generated heat, steam, and cooling (MWh)

0

Total non-fuel energy consumption (MWh) [Auto-calculated]

583

Country/area

Malta

Consumption of purchased electricity (MWh)

651

Consumption of self-generated electricity (MWh)

0

Is this electricity consumption excluded from your RE100 commitment?

No

Consumption of purchased heat, steam, and cooling (MWh)

0

Consumption of self-generated heat, steam, and cooling (MWh)

0

Total non-fuel energy consumption (MWh) [Auto-calculated]

651

Country/area

Mauritius

Consumption of purchased electricity (MWh)

269

Consumption of self-generated electricity (MWh)

0

Is this electricity consumption excluded from your RE100 commitment?

No

Consumption of purchased heat, steam, and cooling (MWh)

0

Consumption of self-generated heat, steam, and cooling (MWh)

0

Total non-fuel energy consumption (MWh) [Auto-calculated]

269

Country/area

Mexico

Consumption of purchased electricity (MWh)

5,168

Consumption of self-generated electricity (MWh)

0

Is this electricity consumption excluded from your RE100 commitment?

No

Consumption of purchased heat, steam, and cooling (MWh)

0

Consumption of self-generated heat, steam, and cooling (MWh)

0

Total non-fuel energy consumption (MWh) [Auto-calculated]

5,168

Country/area

Morocco

Consumption of purchased electricity (MWh)

322

Consumption of self-generated electricity (MWh)

0

Is this electricity consumption excluded from your RE100 commitment?

No

Consumption of purchased heat, steam, and cooling (MWh)

0

Consumption of self-generated heat, steam, and cooling (MWh)

0

Total non-fuel energy consumption (MWh) [Auto-calculated]

322

Country/area

Mozambique

Consumption of purchased electricity (MWh)

118

Consumption of self-generated electricity (MWh)

0

Is this electricity consumption excluded from your RE100 commitment?

No

Consumption of purchased heat, steam, and cooling (MWh)

0

Consumption of self-generated heat, steam, and cooling (MWh)

0

Total non-fuel energy consumption (MWh) [Auto-calculated]

118

Country/area

Myanmar

Consumption of purchased electricity (MWh)

24

Consumption of self-generated electricity (MWh)

0

Is this electricity consumption excluded from your RE100 commitment?

No

Consumption of purchased heat, steam, and cooling (MWh)

0

Consumption of self-generated heat, steam, and cooling (MWh)

0

Total non-fuel energy consumption (MWh) [Auto-calculated]

24

Country/area

Namibia

Consumption of purchased electricity (MWh)

132

Consumption of self-generated electricity (MWh)

0

Is this electricity consumption excluded from your RE100 commitment?

No

Consumption of purchased heat, steam, and cooling (MWh)

0

Consumption of self-generated heat, steam, and cooling (MWh)

0

Total non-fuel energy consumption (MWh) [Auto-calculated]

132

Country/area

Netherlands

Consumption of purchased electricity (MWh)

12,286

Consumption of self-generated electricity (MWh)

0

Is this electricity consumption excluded from your RE100 commitment?

No

Consumption of purchased heat, steam, and cooling (MWh)

515

Consumption of self-generated heat, steam, and cooling (MWh)

0

Total non-fuel energy consumption (MWh) [Auto-calculated]

12,801

Country/area

New Zealand

Consumption of purchased electricity (MWh)

2,314

Consumption of self-generated electricity (MWh)

0

Is this electricity consumption excluded from your RE100 commitment?

No

Consumption of purchased heat, steam, and cooling (MWh)

0

Consumption of self-generated heat, steam, and cooling (MWh)

0

Total non-fuel energy consumption (MWh) [Auto-calculated]

2,314

Country/area

Nicaragua

Consumption of purchased electricity (MWh)

21

Consumption of self-generated electricity (MWh)

0

Is this electricity consumption excluded from your RE100 commitment?

No

Consumption of purchased heat, steam, and cooling (MWh)

0

Consumption of self-generated heat, steam, and cooling (MWh)

0

Total non-fuel energy consumption (MWh) [Auto-calculated]

21

Country/area

Nigeria

Consumption of purchased electricity (MWh)

1,601

Consumption of self-generated electricity (MWh)

0

Is this electricity consumption excluded from your RE100 commitment?

No

Consumption of purchased heat, steam, and cooling (MWh)

0

Consumption of self-generated heat, steam, and cooling (MWh)

0

Total non-fuel energy consumption (MWh) [Auto-calculated]

1,601

Country/area

Norway

Consumption of purchased electricity (MWh)

3,023

Consumption of self-generated electricity (MWh)

0

Is this electricity consumption excluded from your RE100 commitment?

No

Consumption of purchased heat, steam, and cooling (MWh)

2,762

Consumption of self-generated heat, steam, and cooling (MWh)

0

Total non-fuel energy consumption (MWh) [Auto-calculated]

5,785

Country/area

Oman

Consumption of purchased electricity (MWh)

363

Consumption of self-generated electricity (MWh)

0

Is this electricity consumption excluded from your RE100 commitment?

No

Consumption of purchased heat, steam, and cooling (MWh)

0

Consumption of self-generated heat, steam, and cooling (MWh)

0

Total non-fuel energy consumption (MWh) [Auto-calculated]

363

Country/area

Panama

Consumption of purchased electricity (MWh)

186

Consumption of self-generated electricity (MWh)

0

Is this electricity consumption excluded from your RE100 commitment?

No

Consumption of purchased heat, steam, and cooling (MWh)

0

Consumption of self-generated heat, steam, and cooling (MWh)

0

Total non-fuel energy consumption (MWh) [Auto-calculated]

186

Country/area

Paraguay

Consumption of purchased electricity (MWh)

134

Consumption of self-generated electricity (MWh)

0

Is this electricity consumption excluded from your RE100 commitment?

No

Consumption of purchased heat, steam, and cooling (MWh)

0

Consumption of self-generated heat, steam, and cooling (MWh)

0

Total non-fuel energy consumption (MWh) [Auto-calculated]

134

Country/area

Peru

Consumption of purchased electricity (MWh)

96

Consumption of self-generated electricity (MWh)

0

Is this electricity consumption excluded from your RE100 commitment?

No

Consumption of purchased heat, steam, and cooling (MWh)

0

Consumption of self-generated heat, steam, and cooling (MWh)

0

Total non-fuel energy consumption (MWh) [Auto-calculated]

96

Country/area

Philippines

Consumption of purchased electricity (MWh)

727

Consumption of self-generated electricity (MWh)

0

Is this electricity consumption excluded from your RE100 commitment?

No

Consumption of purchased heat, steam, and cooling (MWh)

0

Consumption of self-generated heat, steam, and cooling (MWh)

0

Total non-fuel energy consumption (MWh) [Auto-calculated]

727

Country/area

Poland

Consumption of purchased electricity (MWh)

1,759

Consumption of self-generated electricity (MWh)

0

Is this electricity consumption excluded from your RE100 commitment?

No

Consumption of purchased heat, steam, and cooling (MWh)

0

Consumption of self-generated heat, steam, and cooling (MWh)

0

Total non-fuel energy consumption (MWh) [Auto-calculated]

1,759

Country/area

Portugal

Consumption of purchased electricity (MWh)

1,573

Consumption of self-generated electricity (MWh)

0

Is this electricity consumption excluded from your RE100 commitment?

No

Consumption of purchased heat, steam, and cooling (MWh)

0

Consumption of self-generated heat, steam, and cooling (MWh)

0

Total non-fuel energy consumption (MWh) [Auto-calculated]

1,573

Country/area

Qatar

Consumption of purchased electricity (MWh)

425

Consumption of self-generated electricity (MWh)

0

Is this electricity consumption excluded from your RE100 commitment?

No

Consumption of purchased heat, steam, and cooling (MWh)

0

Consumption of self-generated heat, steam, and cooling (MWh)

0

Total non-fuel energy consumption (MWh) [Auto-calculated]

425

Country/area

Serbia

Consumption of purchased electricity (MWh)

260

Consumption of self-generated electricity (MWh)

0

Is this electricity consumption excluded from your RE100 commitment?

No

Consumption of purchased heat, steam, and cooling (MWh)

273

Consumption of self-generated heat, steam, and cooling (MWh)

0

Total non-fuel energy consumption (MWh) [Auto-calculated]

533

Country/area

Romania

Consumption of purchased electricity (MWh)

757

Consumption of self-generated electricity (MWh)

0

Is this electricity consumption excluded from your RE100 commitment?

No

Consumption of purchased heat, steam, and cooling (MWh)

0

Consumption of self-generated heat, steam, and cooling (MWh)

0

Total non-fuel energy consumption (MWh) [Auto-calculated]

757

Country/area

Singapore

Consumption of purchased electricity (MWh)

1,751

Consumption of self-generated electricity (MWh)

0

Is this electricity consumption excluded from your RE100 commitment?

No

Consumption of purchased heat, steam, and cooling (MWh)

0

Consumption of self-generated heat, steam, and cooling (MWh)

0

Total non-fuel energy consumption (MWh) [Auto-calculated]

1,751

Country/area

Slovakia

Consumption of purchased electricity (MWh)

130

Consumption of self-generated electricity (MWh)

0

Is this electricity consumption excluded from your RE100 commitment?

No

Consumption of purchased heat, steam, and cooling (MWh)

0

Consumption of self-generated heat, steam, and cooling (MWh)

0

Total non-fuel energy consumption (MWh) [Auto-calculated]

130

Country/area

Slovenia

Consumption of purchased electricity (MWh)

20

Consumption of self-generated electricity (MWh)

0

Is this electricity consumption excluded from your RE100 commitment?

No

Consumption of purchased heat, steam, and cooling (MWh)

105

Consumption of self-generated heat, steam, and cooling (MWh)

0

Total non-fuel energy consumption (MWh) [Auto-calculated]

125

Country/area

South Africa

Consumption of purchased electricity (MWh)

9,133

Consumption of self-generated electricity (MWh)

0

Is this electricity consumption excluded from your RE100 commitment?

No

Consumption of purchased heat, steam, and cooling (MWh)

0

Consumption of self-generated heat, steam, and cooling (MWh)

0

Total non-fuel energy consumption (MWh) [Auto-calculated]

9,133

Country/area

Spain

Consumption of purchased electricity (MWh)

10,430

Consumption of self-generated electricity (MWh)

0

Is this electricity consumption excluded from your RE100 commitment?

No

Consumption of purchased heat, steam, and cooling (MWh)

0

Consumption of self-generated heat, steam, and cooling (MWh)

0

Total non-fuel energy consumption (MWh) [Auto-calculated]

10,430

Country/area

Sri Lanka

Consumption of purchased electricity (MWh)

153

Consumption of self-generated electricity (MWh)

0

Is this electricity consumption excluded from your RE100 commitment?

No

Consumption of purchased heat, steam, and cooling (MWh)

0

Consumption of self-generated heat, steam, and cooling (MWh)

0

Total non-fuel energy consumption (MWh) [Auto-calculated]

153

Country/area

Sweden

Consumption of purchased electricity (MWh)

1,613

Consumption of self-generated electricity (MWh)

0

Is this electricity consumption excluded from your RE100 commitment?

No

Consumption of purchased heat, steam, and cooling (MWh)

1,770

Consumption of self-generated heat, steam, and cooling (MWh)

0

Total non-fuel energy consumption (MWh) [Auto-calculated]

3,383

Country/area

Switzerland

Consumption of purchased electricity (MWh)

1,774

Consumption of self-generated electricity (MWh)

0

Is this electricity consumption excluded from your RE100 commitment?

No

Consumption of purchased heat, steam, and cooling (MWh)

856

Consumption of self-generated heat, steam, and cooling (MWh)

0

Total non-fuel energy consumption (MWh) [Auto-calculated]

2,630

Country/area

Taiwan, China

Consumption of purchased electricity (MWh)

3,663

Consumption of self-generated electricity (MWh)

0

Is this electricity consumption excluded from your RE100 commitment?

No

Consumption of purchased heat, steam, and cooling (MWh)

0

Consumption of self-generated heat, steam, and cooling (MWh)

0

Total non-fuel energy consumption (MWh) [Auto-calculated]

3,663

Country/area

United Republic of Tanzania

Consumption of purchased electricity (MWh)

197

Consumption of self-generated electricity (MWh)

0

Is this electricity consumption excluded from your RE100 commitment?

No

Consumption of purchased heat, steam, and cooling (MWh)

0

Consumption of self-generated heat, steam, and cooling (MWh)

0

Total non-fuel energy consumption (MWh) [Auto-calculated]

197

Country/area

Thailand

Consumption of purchased electricity (MWh)

313

Consumption of self-generated electricity (MWh)

0

Is this electricity consumption excluded from your RE100 commitment?

No

Consumption of purchased heat, steam, and cooling (MWh)

0

Consumption of self-generated heat, steam, and cooling (MWh)

0

Total non-fuel energy consumption (MWh) [Auto-calculated]

313

Country/area

Trinidad and Tobago

Consumption of purchased electricity (MWh)

142

Consumption of self-generated electricity (MWh)

0

Is this electricity consumption excluded from your RE100 commitment?

No

Consumption of purchased heat, steam, and cooling (MWh)

0

Consumption of self-generated heat, steam, and cooling (MWh)

0

Total non-fuel energy consumption (MWh) [Auto-calculated]

142

Country/area

Tunisia

Consumption of purchased electricity (MWh)

126

Consumption of self-generated electricity (MWh)

0

Is this electricity consumption excluded from your RE100 commitment?

No

Consumption of purchased heat, steam, and cooling (MWh)

0

Consumption of self-generated heat, steam, and cooling (MWh)

0

Total non-fuel energy consumption (MWh) [Auto-calculated]

126

Country/area

Turkey

Consumption of purchased electricity (MWh)

447

Consumption of self-generated electricity (MWh)

0

Is this electricity consumption excluded from your RE100 commitment?

No

Consumption of purchased heat, steam, and cooling (MWh)

0

Consumption of self-generated heat, steam, and cooling (MWh)

0

Total non-fuel energy consumption (MWh) [Auto-calculated]

447

Country/area

Uganda

Consumption of purchased electricity (MWh)

67

Consumption of self-generated electricity (MWh)

0

Is this electricity consumption excluded from your RE100 commitment?

No

Consumption of purchased heat, steam, and cooling (MWh)

0

Consumption of self-generated heat, steam, and cooling (MWh)

0

Total non-fuel energy consumption (MWh) [Auto-calculated]

67

Country/area

United Kingdom of Great Britain and Northern Ireland

Consumption of purchased electricity (MWh)

21,900

Consumption of self-generated electricity (MWh)

0

Is this electricity consumption excluded from your RE100 commitment?

No

Consumption of purchased heat, steam, and cooling (MWh)

692

Consumption of self-generated heat, steam, and cooling (MWh)

0

Total non-fuel energy consumption (MWh) [Auto-calculated]

22,592

Country/area

Ukraine

Consumption of purchased electricity (MWh)

1,364

Consumption of self-generated electricity (MWh)

0

Is this electricity consumption excluded from your RE100 commitment?

No

Consumption of purchased heat, steam, and cooling (MWh)

0

Consumption of self-generated heat, steam, and cooling (MWh)

0

Total non-fuel energy consumption (MWh) [Auto-calculated]

1,364

Country/area

United Arab Emirates

Consumption of purchased electricity (MWh)

2,347

Consumption of self-generated electricity (MWh)

0

Is this electricity consumption excluded from your RE100 commitment?

No

Consumption of purchased heat, steam, and cooling (MWh)

0

Consumption of self-generated heat, steam, and cooling (MWh)

0

Total non-fuel energy consumption (MWh) [Auto-calculated]

2,347

Country/area

United States of America

Consumption of purchased electricity (MWh)

105,918

Consumption of self-generated electricity (MWh)

0

Is this electricity consumption excluded from your RE100 commitment?

No

Consumption of purchased heat, steam, and cooling (MWh)

0

Consumption of self-generated heat, steam, and cooling (MWh)

0

Total non-fuel energy consumption (MWh) [Auto-calculated]

105,918

Country/area

Uruguay

Consumption of purchased electricity (MWh)

203

Consumption of self-generated electricity (MWh)

0

Is this electricity consumption excluded from your RE100 commitment?

No

Consumption of purchased heat, steam, and cooling (MWh)

0

Consumption of self-generated heat, steam, and cooling (MWh)

0

Total non-fuel energy consumption (MWh) [Auto-calculated]

203

Country/area

Venezuela (Bolivarian Republic of)

Consumption of purchased electricity (MWh)

139

Consumption of self-generated electricity (MWh)

0

Is this electricity consumption excluded from your RE100 commitment?

No

Consumption of purchased heat, steam, and cooling (MWh)

0

Consumption of self-generated heat, steam, and cooling (MWh)

0

Total non-fuel energy consumption (MWh) [Auto-calculated]

139

Country/area

Viet Nam

Consumption of purchased electricity (MWh)

347

Consumption of self-generated electricity (MWh)

0

Is this electricity consumption excluded from your RE100 commitment?

No

Consumption of purchased heat, steam, and cooling (MWh)

0

Consumption of self-generated heat, steam, and cooling (MWh)

0

Total non-fuel energy consumption (MWh) [Auto-calculated]

347

Country/area

British Virgin Islands

Consumption of purchased electricity (MWh)

35

Consumption of self-generated electricity (MWh)

0

Is this electricity consumption excluded from your RE100 commitment?

No

Consumption of purchased heat, steam, and cooling (MWh)

0

Consumption of self-generated heat, steam, and cooling (MWh)

0

Total non-fuel energy consumption (MWh) [Auto-calculated]

35

Country/area

Zambia

Consumption of purchased electricity (MWh)

355

Consumption of self-generated electricity (MWh)

0

Is this electricity consumption excluded from your RE100 commitment?

No

Consumption of purchased heat, steam, and cooling (MWh)

0

Consumption of self-generated heat, steam, and cooling (MWh)

0

Total non-fuel energy consumption (MWh) [Auto-calculated]

355

Country/area

Zimbabwe

Consumption of purchased electricity (MWh)

149

Consumption of self-generated electricity (MWh)

0

Is this electricity consumption excluded from your RE100 commitment?

No

Consumption of purchased heat, steam, and cooling (MWh)

0

Consumption of self-generated heat, steam, and cooling (MWh)

0

Total non-fuel energy consumption (MWh) [Auto-calculated]

149

C8.2h

(C8.2h) Provide details of your organization's renewable electricity purchases in the reporting year by country/area.

Country/area of consumption of purchased renewable electricity

Albania

Sourcing method

Unbundled procurement of Energy Attribute Certificates (EACs)

Renewable electricity technology type

Solar

Renewable electricity consumed via selected sourcing method in the reporting year (MWh)

152

Tracking instrument used

GO

Country/area of origin (generation) of purchased renewable electricity

Poland

Are you able to report the commissioning or re-powering year of the energy generation facility?

Yes

Commissioning year of the energy generation facility (e.g. date of first commercial operation or repowering)

2015

Vintage of the renewable energy/attribute (i.e. year of generation)

2021

Supply arrangement start year

Additional, voluntary label associated with purchased renewable electricity

EKOenergy label

Comment

Country/area of consumption of purchased renewable electricity

Argentina

Sourcing method

Unbundled procurement of Energy Attribute Certificates (EACs)

Renewable electricity technology type

Hydropower (capacity unknown)

Renewable electricity consumed via selected sourcing method in the reporting year (MWh)

721

Tracking instrument used

I-REC

Country/area of origin (generation) of purchased renewable electricity

Argentina

Are you able to report the commissioning or re-powering year of the energy generation facility?

Yes

Commissioning year of the energy generation facility (e.g. date of first commercial operation or repowering)

1972

Vintage of the renewable energy/attribute (i.e. year of generation)

2022

Supply arrangement start year

Additional, voluntary label associated with purchased renewable electricity

No additional, voluntary label

Comment

Country/area of consumption of purchased renewable electricity

Australia

Sourcing method

Retail supply contract with an electricity supplier (retail green electricity)

Renewable electricity technology type

Wind

Renewable electricity consumed via selected sourcing method in the reporting year (MWh)

2,281

Tracking instrument used

Australian LGC

Country/area of origin (generation) of purchased renewable electricity

Australia

Are you able to report the commissioning or re-powering year of the energy generation facility?

No

Commissioning year of the energy generation facility (e.g. date of first commercial operation or repowering)

Vintage of the renewable energy/attribute (i.e. year of generation)

2021

Supply arrangement start year

Additional, voluntary label associated with purchased renewable electricity

No additional, voluntary label

Comment

Country/area of consumption of purchased renewable electricity

Austria

Sourcing method

Retail supply contract with an electricity supplier (retail green electricity)

Renewable electricity technology type

Wind

Renewable electricity consumed via selected sourcing method in the reporting year (MWh)

955

Tracking instrument used

Contract

Country/area of origin (generation) of purchased renewable electricity

Austria

Are you able to report the commissioning or re-powering year of the energy generation facility?

No

Commissioning year of the energy generation facility (e.g. date of first commercial operation or repowering)

Vintage of the renewable energy/attribute (i.e. year of generation)

2021

Supply arrangement start year

Additional, voluntary label associated with purchased renewable electricity

No additional, voluntary label

Comment

Country/area of consumption of purchased renewable electricity

Bahrain

Sourcing method

Unbundled procurement of Energy Attribute Certificates (EACs)

Renewable electricity technology type

Solar

Renewable electricity consumed via selected sourcing method in the reporting year (MWh)

1,354

Tracking instrument used

I-REC

Country/area of origin (generation) of purchased renewable electricity

United Arab Emirates

Are you able to report the commissioning or re-powering year of the energy generation facility?

Yes

Commissioning year of the energy generation facility (e.g. date of first commercial operation or repowering)

2018

Vintage of the renewable energy/attribute (i.e. year of generation)

2021

Supply arrangement start year

Additional, voluntary label associated with purchased renewable electricity

Comment

Country/area of consumption of purchased renewable electricity

Belgium

Sourcing method

Unbundled procurement of Energy Attribute Certificates (EACs)

Renewable electricity technology type

Large hydropower (>25 MW)

Renewable electricity consumed via selected sourcing method in the reporting year (MWh)

1,533

Tracking instrument used

GO

Country/area of origin (generation) of purchased renewable electricity

Norway

Are you able to report the commissioning or re-powering year of the energy generation facility?

Yes

Commissioning year of the energy generation facility (e.g. date of first commercial operation or repowering)

2019

Vintage of the renewable energy/attribute (i.e. year of generation)

2022

Supply arrangement start year

Additional, voluntary label associated with purchased renewable electricity

EKOenergy label

Comment

Country/area of consumption of purchased renewable electricity

Belgium

Sourcing method

Retail supply contract with an electricity supplier (retail green electricity)

Renewable electricity technology type

Wind

Renewable electricity consumed via selected sourcing method in the reporting year (MWh)

5,355

Tracking instrument used

Contract

Country/area of origin (generation) of purchased renewable electricity

Belgium

Are you able to report the commissioning or re-powering year of the energy generation facility?

No

Commissioning year of the energy generation facility (e.g. date of first commercial operation or repowering)

Vintage of the renewable energy/attribute (i.e. year of generation)

2022

Supply arrangement start year

Additional, voluntary label associated with purchased renewable electricity

No additional, voluntary label

Comment

Country/area of consumption of purchased renewable electricity

Bolivia (Plurinational State of)

Sourcing method

Unbundled procurement of Energy Attribute Certificates (EACs)

Renewable electricity technology type

Wind

Renewable electricity consumed via selected sourcing method in the reporting year (MWh)

12

Tracking instrument used

I-REC

Country/area of origin (generation) of purchased renewable electricity

Colombia

Are you able to report the commissioning or re-powering year of the energy generation facility?

Yes

Commissioning year of the energy generation facility (e.g. date of first commercial operation or repowering)

1994

Vintage of the renewable energy/attribute (i.e. year of generation)

2021

Supply arrangement start year

Additional, voluntary label associated with purchased renewable electricity

No additional, voluntary label

Comment

Country/area of consumption of purchased renewable electricity

Brazil

Sourcing method

Unbundled procurement of Energy Attribute Certificates (EACs)

Renewable electricity technology type

Wind

Renewable electricity consumed via selected sourcing method in the reporting year (MWh)

1,104

Tracking instrument used

I-REC

Country/area of origin (generation) of purchased renewable electricity

Brazil

Are you able to report the commissioning or re-powering year of the energy generation facility?

Yes

Commissioning year of the energy generation facility (e.g. date of first commercial operation or repowering)

2014

Vintage of the renewable energy/attribute (i.e. year of generation)

2021

Supply arrangement start year

Additional, voluntary label associated with purchased renewable electricity

No additional, voluntary label

Comment

Country/area of consumption of purchased renewable electricity

Bulgaria

Sourcing method

Unbundled procurement of Energy Attribute Certificates (EACs)

Renewable electricity technology type

Solar

Renewable electricity consumed via selected sourcing method in the reporting year (MWh)

172

Tracking instrument used

GO

Country/area of origin (generation) of purchased renewable electricity

Poland

Are you able to report the commissioning or re-powering year of the energy generation facility?

Yes

Commissioning year of the energy generation facility (e.g. date of first commercial operation or repowering)

2021

Vintage of the renewable energy/attribute (i.e. year of generation)

2021

Supply arrangement start year

Additional, voluntary label associated with purchased renewable electricity

No additional, voluntary label

Comment

Country/area of consumption of purchased renewable electricity

Cambodia

Sourcing method

Unbundled procurement of Energy Attribute Certificates (EACs)

Renewable electricity technology type

Hydropower (capacity unknown)

Renewable electricity consumed via selected sourcing method in the reporting year (MWh)

20

Tracking instrument used

I-REC

Country/area of origin (generation) of purchased renewable electricity

Cambodia

Are you able to report the commissioning or re-powering year of the energy generation facility?

No

Commissioning year of the energy generation facility (e.g. date of first commercial operation or repowering)

Vintage of the renewable energy/attribute (i.e. year of generation)

2022

Supply arrangement start year

Additional, voluntary label associated with purchased renewable electricity

No additional, voluntary label

Comment

Country/area of consumption of purchased renewable electricity

Canada

Sourcing method

Unbundled procurement of Energy Attribute Certificates (EACs)

Renewable electricity technology type

Sustainable Biomass

Renewable electricity consumed via selected sourcing method in the reporting year (MWh)

12,076

Tracking instrument used

US-REC

Country/area of origin (generation) of purchased renewable electricity

Canada

Are you able to report the commissioning or re-powering year of the energy generation facility?

No

Commissioning year of the energy generation facility (e.g. date of first commercial operation or repowering)

Vintage of the renewable energy/attribute (i.e. year of generation)

2022

Supply arrangement start year

Additional, voluntary label associated with purchased renewable electricity

Green-e

Comment

Country/area of consumption of purchased renewable electricity

Chile

Sourcing method

Unbundled procurement of Energy Attribute Certificates (EACs)

Renewable electricity technology type

Solar

Renewable electricity consumed via selected sourcing method in the reporting year (MWh)

889

Tracking instrument used

I-REC

Country/area of origin (generation) of purchased renewable electricity

Chile

Are you able to report the commissioning or re-powering year of the energy generation facility?

Yes

Commissioning year of the energy generation facility (e.g. date of first commercial operation or repowering)

2018

Vintage of the renewable energy/attribute (i.e. year of generation)

2021

Supply arrangement start year

Additional, voluntary label associated with purchased renewable electricity

No additional, voluntary label

Comment

Country/area of consumption of purchased renewable electricity

China

Sourcing method

Unbundled procurement of Energy Attribute Certificates (EACs)

Renewable electricity technology type

Wind

Renewable electricity consumed via selected sourcing method in the reporting year (MWh)

7,333

Tracking instrument used

I-REC

Country/area of origin (generation) of purchased renewable electricity

China

Are you able to report the commissioning or re-powering year of the energy generation facility?

Yes

Commissioning year of the energy generation facility (e.g. date of first commercial operation or repowering)

2015

Vintage of the renewable energy/attribute (i.e. year of generation)

2021

Supply arrangement start year

Additional, voluntary label associated with purchased renewable electricity

No additional, voluntary label

Comment

Country/area of consumption of purchased renewable electricity

Colombia

Sourcing method

Unbundled procurement of Energy Attribute Certificates (EACs)

Renewable electricity technology type

Hydropower (capacity unknown)

Renewable electricity consumed via selected sourcing method in the reporting year (MWh)

209

Tracking instrument used

I-REC

Country/area of origin (generation) of purchased renewable electricity

Colombia

Are you able to report the commissioning or re-powering year of the energy generation facility?

Yes

Commissioning year of the energy generation facility (e.g. date of first commercial operation or repowering)

1994

Vintage of the renewable energy/attribute (i.e. year of generation)

2021

Supply arrangement start year

Additional, voluntary label associated with purchased renewable electricity

No additional, voluntary label

Comment

Country/area of consumption of purchased renewable electricity

Costa Rica

Sourcing method

Unbundled procurement of Energy Attribute Certificates (EACs)

Renewable electricity technology type

Wind

Renewable electricity consumed via selected sourcing method in the reporting year (MWh)

162

Tracking instrument used

I-REC

Country/area of origin (generation) of purchased renewable electricity

Mexico

Are you able to report the commissioning or re-powering year of the energy generation facility?

Yes

Commissioning year of the energy generation facility (e.g. date of first commercial operation or repowering)

2014

Vintage of the renewable energy/attribute (i.e. year of generation)

2022

Supply arrangement start year

Additional, voluntary label associated with purchased renewable electricity

No additional, voluntary label

Comment

Country/area of consumption of purchased renewable electricity

Croatia

Sourcing method

Retail supply contract with an electricity supplier (retail green electricity)

Renewable electricity technology type

Wind

Renewable electricity consumed via selected sourcing method in the reporting year (MWh)

106

Tracking instrument used

Contract

Country/area of origin (generation) of purchased renewable electricity

Croatia

Are you able to report the commissioning or re-powering year of the energy generation facility?

No

Commissioning year of the energy generation facility (e.g. date of first commercial operation or repowering)

Vintage of the renewable energy/attribute (i.e. year of generation)

2022

Supply arrangement start year

Additional, voluntary label associated with purchased renewable electricity

No additional, voluntary label

Comment

Country/area of consumption of purchased renewable electricity

Cyprus

Sourcing method

Unbundled procurement of Energy Attribute Certificates (EACs)

Renewable electricity technology type

Hydropower (capacity unknown)

Renewable electricity consumed via selected sourcing method in the reporting year (MWh)

1,452

Tracking instrument used

GO

Country/area of origin (generation) of purchased renewable electricity

Norway

Are you able to report the commissioning or re-powering year of the energy generation facility?

Yes

Commissioning year of the energy generation facility (e.g. date of first commercial operation or repowering)

2012

Vintage of the renewable energy/attribute (i.e. year of generation)

2021

Supply arrangement start year

Additional, voluntary label associated with purchased renewable electricity

EKOenergy label

Comment

Country/area of consumption of purchased renewable electricity

Czechia

Sourcing method

Retail supply contract with an electricity supplier (retail green electricity)

Renewable electricity technology type

Wind

Renewable electricity consumed via selected sourcing method in the reporting year (MWh)

679

Tracking instrument used

Contract

Country/area of origin (generation) of purchased renewable electricity

Czechia

Are you able to report the commissioning or re-powering year of the energy generation facility?

No

Commissioning year of the energy generation facility (e.g. date of first commercial operation or repowering)

Vintage of the renewable energy/attribute (i.e. year of generation)

2022

Supply arrangement start year

Additional, voluntary label associated with purchased renewable electricity

No additional, voluntary label

Comment

Country/area of consumption of purchased renewable electricity

Denmark

Sourcing method

Unbundled procurement of Energy Attribute Certificates (EACs)

Renewable electricity technology type

Hydropower (capacity unknown)

Renewable electricity consumed via selected sourcing method in the reporting year (MWh)

4,711

Tracking instrument used

GO

Country/area of origin (generation) of purchased renewable electricity

Norway

Are you able to report the commissioning or re-powering year of the energy generation facility?

Yes

Commissioning year of the energy generation facility (e.g. date of first commercial operation or repowering)

2017

Vintage of the renewable energy/attribute (i.e. year of generation)

2021

Supply arrangement start year

Additional, voluntary label associated with purchased renewable electricity

EKOenergy label

Comment

Country/area of consumption of purchased renewable electricity

Dominican Republic

Sourcing method

Unbundled procurement of Energy Attribute Certificates (EACs)

Renewable electricity technology type

Solar

Renewable electricity consumed via selected sourcing method in the reporting year (MWh)

125

Tracking instrument used

I-REC

Country/area of origin (generation) of purchased renewable electricity

Dominican Republic

Are you able to report the commissioning or re-powering year of the energy generation facility?

Yes

Commissioning year of the energy generation facility (e.g. date of first commercial operation or repowering)

2020

Vintage of the renewable energy/attribute (i.e. year of generation)

2022

Supply arrangement start year

Additional, voluntary label associated with purchased renewable electricity

No additional, voluntary label

Comment

Country/area of consumption of purchased renewable electricity

Ecuador

Sourcing method

Unbundled procurement of Energy Attribute Certificates (EACs)

Renewable electricity technology type

Wind

Renewable electricity consumed via selected sourcing method in the reporting year (MWh)

171

Tracking instrument used

I-REC

Country/area of origin (generation) of purchased renewable electricity

Mexico

Are you able to report the commissioning or re-powering year of the energy generation facility?

Yes

Commissioning year of the energy generation facility (e.g. date of first commercial operation or repowering)

2014

Vintage of the renewable energy/attribute (i.e. year of generation)

2021

Supply arrangement start year

Additional, voluntary label associated with purchased renewable electricity

Other, please specify

Comment

Country/area of consumption of purchased renewable electricity

El Salvador

Sourcing method

Unbundled procurement of Energy Attribute Certificates (EACs)

Renewable electricity technology type

Wind

Renewable electricity consumed via selected sourcing method in the reporting year (MWh)

33

Tracking instrument used

I-REC

Country/area of origin (generation) of purchased renewable electricity

Mexico

Are you able to report the commissioning or re-powering year of the energy generation facility?

Yes

Commissioning year of the energy generation facility (e.g. date of first commercial operation or repowering)

2014

Vintage of the renewable energy/attribute (i.e. year of generation)

2021

Supply arrangement start year

Additional, voluntary label associated with purchased renewable electricity

No additional, voluntary label

Comment

Country/area of consumption of purchased renewable electricity

Finland

Sourcing method

Unbundled procurement of Energy Attribute Certificates (EACs)

Renewable electricity technology type

Hydropower (capacity unknown)

Renewable electricity consumed via selected sourcing method in the reporting year (MWh)

475

Tracking instrument used

GO

Country/area of origin (generation) of purchased renewable electricity

Norway

Are you able to report the commissioning or re-powering year of the energy generation facility?

Yes

Commissioning year of the energy generation facility (e.g. date of first commercial operation or repowering)

2017

Vintage of the renewable energy/attribute (i.e. year of generation)

2021

Supply arrangement start year

Additional, voluntary label associated with purchased renewable electricity

EKOenergy label

Comment

Country/area of consumption of purchased renewable electricity

France

Sourcing method

Unbundled procurement of Energy Attribute Certificates (EACs)

Renewable electricity technology type

Wind

Renewable electricity consumed via selected sourcing method in the reporting year (MWh)

2,037

Tracking instrument used

GO

Country/area of origin (generation) of purchased renewable electricity

France

Are you able to report the commissioning or re-powering year of the energy generation facility?

Yes

Commissioning year of the energy generation facility (e.g. date of first commercial operation or repowering)

2006

Vintage of the renewable energy/attribute (i.e. year of generation)

2022

Supply arrangement start year

Additional, voluntary label associated with purchased renewable electricity

EKOenergy label

Comment

Country/area of consumption of purchased renewable electricity

France

Sourcing method

Retail supply contract with an electricity supplier (retail green electricity)

Renewable electricity technology type

Wind

Renewable electricity consumed via selected sourcing method in the reporting year (MWh)

18

Tracking instrument used

Contract

Country/area of origin (generation) of purchased renewable electricity

France

Are you able to report the commissioning or re-powering year of the energy generation facility?

No

Commissioning year of the energy generation facility (e.g. date of first commercial operation or repowering)

Vintage of the renewable energy/attribute (i.e. year of generation)

2022

Supply arrangement start year

Additional, voluntary label associated with purchased renewable electricity

No additional, voluntary label

Comment

Country/area of consumption of purchased renewable electricity

Germany

Sourcing method

Unbundled procurement of Energy Attribute Certificates (EACs)

Renewable electricity technology type

Wind

Renewable electricity consumed via selected sourcing method in the reporting year (MWh)

8,567

Tracking instrument used

GO

Country/area of origin (generation) of purchased renewable electricity

Germany

Are you able to report the commissioning or re-powering year of the energy generation facility?

No

Commissioning year of the energy generation facility (e.g. date of first commercial operation or repowering)

Vintage of the renewable energy/attribute (i.e. year of generation)

2022

Supply arrangement start year

Additional, voluntary label associated with purchased renewable electricity

Gold Standard Renewable Energy

Comment

Country/area of consumption of purchased renewable electricity

Germany

Sourcing method

Retail supply contract with an electricity supplier (retail green electricity)

Renewable electricity technology type

Wind

Renewable electricity consumed via selected sourcing method in the reporting year (MWh)

6,884

Tracking instrument used

Contract

Country/area of origin (generation) of purchased renewable electricity

Germany

Are you able to report the commissioning or re-powering year of the energy generation facility?

No

Commissioning year of the energy generation facility (e.g. date of first commercial operation or repowering)

Vintage of the renewable energy/attribute (i.e. year of generation)

2022

Supply arrangement start year

Additional, voluntary label associated with purchased renewable electricity

No additional, voluntary label

Comment

Country/area of consumption of purchased renewable electricity

Greece

Sourcing method

Unbundled procurement of Energy Attribute Certificates (EACs)

Renewable electricity technology type

Hydropower (capacity unknown)

Renewable electricity consumed via selected sourcing method in the reporting year (MWh)

1,152

Tracking instrument used

GO

Country/area of origin (generation) of purchased renewable electricity

Norway

Are you able to report the commissioning or re-powering year of the energy generation facility?

Yes

Commissioning year of the energy generation facility (e.g. date of first commercial operation or repowering)

2017

Vintage of the renewable energy/attribute (i.e. year of generation)

2021

Supply arrangement start year

Additional, voluntary label associated with purchased renewable electricity

EKOenergy label

Comment

Country/area of consumption of purchased renewable electricity

Guatemala

Sourcing method

Unbundled procurement of Energy Attribute Certificates (EACs)

Renewable electricity technology type

Solar

Renewable electricity consumed via selected sourcing method in the reporting year (MWh)

182

Tracking instrument used

I-REC

Country/area of origin (generation) of purchased renewable electricity

Guatemala

Are you able to report the commissioning or re-powering year of the energy generation facility?

Yes

Commissioning year of the energy generation facility (e.g. date of first commercial operation or repowering)

2014

Vintage of the renewable energy/attribute (i.e. year of generation)

2022

Supply arrangement start year

Additional, voluntary label associated with purchased renewable electricity

No additional, voluntary label

Comment

Country/area of consumption of purchased renewable electricity

Honduras

Sourcing method

Unbundled procurement of Energy Attribute Certificates (EACs)

Renewable electricity technology type

Wind

Renewable electricity consumed via selected sourcing method in the reporting year (MWh)

68

Tracking instrument used

I-REC

Country/area of origin (generation) of purchased renewable electricity

Mexico

Are you able to report the commissioning or re-powering year of the energy generation facility?

No

Commissioning year of the energy generation facility (e.g. date of first commercial operation or repowering)

Vintage of the renewable energy/attribute (i.e. year of generation)

2022

Supply arrangement start year

Additional, voluntary label associated with purchased renewable electricity

No additional, voluntary label

Comment

Country/area of consumption of purchased renewable electricity

Hungary

Sourcing method

Unbundled procurement of Energy Attribute Certificates (EACs)

Renewable electricity technology type

Solar

Renewable electricity consumed via selected sourcing method in the reporting year (MWh)

492

Tracking instrument used

GO

Country/area of origin (generation) of purchased renewable electricity

Poland

Are you able to report the commissioning or re-powering year of the energy generation facility?

Yes

Commissioning year of the energy generation facility (e.g. date of first commercial operation or repowering)

2021

Vintage of the renewable energy/attribute (i.e. year of generation)

2021

Supply arrangement start year

Additional, voluntary label associated with purchased renewable electricity

EKOenergy label

Comment

Country/area of consumption of purchased renewable electricity

Iceland

Sourcing method

Unbundled procurement of Energy Attribute Certificates (EACs)

Renewable electricity technology type

Geothermal

Renewable electricity consumed via selected sourcing method in the reporting year (MWh)

446

Tracking instrument used

GO

Country/area of origin (generation) of purchased renewable electricity

Iceland

Are you able to report the commissioning or re-powering year of the energy generation facility?

Yes

Commissioning year of the energy generation facility (e.g. date of first commercial operation or repowering)

2008

Vintage of the renewable energy/attribute (i.e. year of generation)

2021

Supply arrangement start year

Additional, voluntary label associated with purchased renewable electricity

Other, please specify

GO Iceland

Comment

Country/area of consumption of purchased renewable electricity

India

Sourcing method

Unbundled procurement of Energy Attribute Certificates (EACs)

Renewable electricity technology type

Hydropower (capacity unknown)

Renewable electricity consumed via selected sourcing method in the reporting year (MWh)

42,039

Tracking instrument used

Indian REC

Country/area of origin (generation) of purchased renewable electricity

India

Are you able to report the commissioning or re-powering year of the energy generation facility?

Yes

Commissioning year of the energy generation facility (e.g. date of first commercial operation or repowering)

2006

Vintage of the renewable energy/attribute (i.e. year of generation)

2022

Supply arrangement start year

Additional, voluntary label associated with purchased renewable electricity

No additional, voluntary label

Comment

Country/area of consumption of purchased renewable electricity

India

Sourcing method

Retail supply contract with an electricity supplier (retail green electricity)

Renewable electricity technology type

Solar

Renewable electricity consumed via selected sourcing method in the reporting year (MWh)

1,476

Tracking instrument used

Contract

Country/area of origin (generation) of purchased renewable electricity

India

Are you able to report the commissioning or re-powering year of the energy generation facility?

No

Commissioning year of the energy generation facility (e.g. date of first commercial operation or repowering)

Vintage of the renewable energy/attribute (i.e. year of generation)

2022

Supply arrangement start year

Additional, voluntary label associated with purchased renewable electricity

No additional, voluntary label

Comment

Country/area of consumption of purchased renewable electricity

Indonesia

Sourcing method

Unbundled procurement of Energy Attribute Certificates (EACs)

Renewable electricity technology type

Hydropower (capacity unknown)

Renewable electricity consumed via selected sourcing method in the reporting year (MWh)

166

Tracking instrument used

I-REC

Country/area of origin (generation) of purchased renewable electricity

Indonesia

Are you able to report the commissioning or re-powering year of the energy generation facility?

Yes

Commissioning year of the energy generation facility (e.g. date of first commercial operation or repowering)

2020

Vintage of the renewable energy/attribute (i.e. year of generation)

2021

Supply arrangement start year

Additional, voluntary label associated with purchased renewable electricity

No additional, voluntary label

Comment

Country/area of consumption of purchased renewable electricity

Ireland

Sourcing method

Unbundled procurement of Energy Attribute Certificates (EACs)

Renewable electricity technology type

Hydropower (capacity unknown)

Renewable electricity consumed via selected sourcing method in the reporting year (MWh)

1,448

Tracking instrument used

GO

Country/area of origin (generation) of purchased renewable electricity

Norway

Are you able to report the commissioning or re-powering year of the energy generation facility?

Yes

Commissioning year of the energy generation facility (e.g. date of first commercial operation or repowering)

2019

Vintage of the renewable energy/attribute (i.e. year of generation)

2022

Supply arrangement start year

Additional, voluntary label associated with purchased renewable electricity

EKOenergy label

Comment

Country/area of consumption of purchased renewable electricity

Israel

Sourcing method

Unbundled procurement of Energy Attribute Certificates (EACs)

Renewable electricity technology type

Solar

Renewable electricity consumed via selected sourcing method in the reporting year (MWh)

2,229

Tracking instrument used

I-REC

Country/area of origin (generation) of purchased renewable electricity

Israel

Are you able to report the commissioning or re-powering year of the energy generation facility?

Yes

Commissioning year of the energy generation facility (e.g. date of first commercial operation or repowering)

2018

Vintage of the renewable energy/attribute (i.e. year of generation)

2021

Supply arrangement start year

Additional, voluntary label associated with purchased renewable electricity

No additional, voluntary label

Comment

Country/area of consumption of purchased renewable electricity

Italy

Sourcing method

Unbundled procurement of Energy Attribute Certificates (EACs)

Renewable electricity technology type

Hydropower (capacity unknown)

Renewable electricity consumed via selected sourcing method in the reporting year (MWh)

2,110

Tracking instrument used

GO

Country/area of origin (generation) of purchased renewable electricity

Norway

Are you able to report the commissioning or re-powering year of the energy generation facility?

Yes

Commissioning year of the energy generation facility (e.g. date of first commercial operation or repowering)

2019

Vintage of the renewable energy/attribute (i.e. year of generation)

2022

Supply arrangement start year

Additional, voluntary label associated with purchased renewable electricity

EKOenergy label

Comment

Country/area of consumption of purchased renewable electricity

Italy

Sourcing method

Retail supply contract with an electricity supplier (retail green electricity)

Renewable electricity technology type

Wind

Renewable electricity consumed via selected sourcing method in the reporting year (MWh)

4,890

Tracking instrument used

Contract

Country/area of origin (generation) of purchased renewable electricity

Italy

Are you able to report the commissioning or re-powering year of the energy generation facility?

No

Commissioning year of the energy generation facility (e.g. date of first commercial operation or repowering)

Vintage of the renewable energy/attribute (i.e. year of generation)

2022

Supply arrangement start year

Additional, voluntary label associated with purchased renewable electricity

No additional, voluntary label

Comment

Country/area of consumption of purchased renewable electricity

Japan

Sourcing method

Retail supply contract with an electricity supplier (retail green electricity)

Renewable electricity technology type

Solar

Renewable electricity consumed via selected sourcing method in the reporting year (MWh)

4,027

Tracking instrument used

Contract

Country/area of origin (generation) of purchased renewable electricity

Japan

Are you able to report the commissioning or re-powering year of the energy generation facility?

No

Commissioning year of the energy generation facility (e.g. date of first commercial operation or repowering)

Vintage of the renewable energy/attribute (i.e. year of generation)

2022

Supply arrangement start year

Additional, voluntary label associated with purchased renewable electricity

Comment

Country/area of consumption of purchased renewable electricity

Jordan

Sourcing method

Unbundled procurement of Energy Attribute Certificates (EACs)

Renewable electricity technology type

Solar

Renewable electricity consumed via selected sourcing method in the reporting year (MWh)

465

Tracking instrument used

I-REC

Country/area of origin (generation) of purchased renewable electricity

Jordan

Are you able to report the commissioning or re-powering year of the energy generation facility?

Yes

Commissioning year of the energy generation facility (e.g. date of first commercial operation or repowering)

2018

Vintage of the renewable energy/attribute (i.e. year of generation)

2022

Supply arrangement start year

Additional, voluntary label associated with purchased renewable electricity

No additional, voluntary label

Comment

Country/area of consumption of purchased renewable electricity

Saudi Arabia

Sourcing method

Unbundled procurement of Energy Attribute Certificates (EACs)

Renewable electricity technology type

Solar

Renewable electricity consumed via selected sourcing method in the reporting year (MWh)

2,775

Tracking instrument used

I-REC

Country/area of origin (generation) of purchased renewable electricity

United Arab Emirates

Are you able to report the commissioning or re-powering year of the energy generation facility?

Yes

Commissioning year of the energy generation facility (e.g. date of first commercial operation or repowering)

2018

Vintage of the renewable energy/attribute (i.e. year of generation)

2021

Supply arrangement start year

Additional, voluntary label associated with purchased renewable electricity

No additional, voluntary label

Comment

Country/area of consumption of purchased renewable electricity

Kuwait

Sourcing method

Unbundled procurement of Energy Attribute Certificates (EACs)

Renewable electricity technology type

Solar

Renewable electricity consumed via selected sourcing method in the reporting year (MWh)

374

Tracking instrument used

I-REC

Country/area of origin (generation) of purchased renewable electricity

Jordan

Are you able to report the commissioning or re-powering year of the energy generation facility?

No

Commissioning year of the energy generation facility (e.g. date of first commercial operation or repowering)

Vintage of the renewable energy/attribute (i.e. year of generation)

2021

Supply arrangement start year

Additional, voluntary label associated with purchased renewable electricity

No additional, voluntary label

Comment

Country/area of consumption of purchased renewable electricity

Latvia

Sourcing method

Unbundled procurement of Energy Attribute Certificates (EACs)

Renewable electricity technology type

Solar

Renewable electricity consumed via selected sourcing method in the reporting year (MWh)

136

Tracking instrument used

GO

Country/area of origin (generation) of purchased renewable electricity

Poland

Are you able to report the commissioning or re-powering year of the energy generation facility?

Yes

Commissioning year of the energy generation facility (e.g. date of first commercial operation or repowering)

2021

Vintage of the renewable energy/attribute (i.e. year of generation)

2021

Supply arrangement start year

Additional, voluntary label associated with purchased renewable electricity

EKOenergy label

Comment

Country/area of consumption of purchased renewable electricity

Lebanon

Sourcing method

Unbundled procurement of Energy Attribute Certificates (EACs)

Renewable electricity technology type

Solar

Renewable electricity consumed via selected sourcing method in the reporting year (MWh)

421

Tracking instrument used

I-REC

Country/area of origin (generation) of purchased renewable electricity

Jordan

Are you able to report the commissioning or re-powering year of the energy generation facility?

Yes

Commissioning year of the energy generation facility (e.g. date of first commercial operation or repowering)

2018

Vintage of the renewable energy/attribute (i.e. year of generation)

2021

Supply arrangement start year

Additional, voluntary label associated with purchased renewable electricity

No additional, voluntary label

Comment

Country/area of consumption of purchased renewable electricity

Lithuania

Sourcing method

Retail supply contract with an electricity supplier (retail green electricity)

Renewable electricity technology type

Wind

Renewable electricity consumed via selected sourcing method in the reporting year (MWh)

38

Tracking instrument used

Contract

Country/area of origin (generation) of purchased renewable electricity

Lithuania

Are you able to report the commissioning or re-powering year of the energy generation facility?

No

Commissioning year of the energy generation facility (e.g. date of first commercial operation or repowering)

Vintage of the renewable energy/attribute (i.e. year of generation)

2022

Supply arrangement start year

Additional, voluntary label associated with purchased renewable electricity

Comment

Country/area of consumption of purchased renewable electricity

Luxembourg

Sourcing method

Retail supply contract with an electricity supplier (retail green electricity)

Renewable electricity technology type

Wind

Renewable electricity consumed via selected sourcing method in the reporting year (MWh)

3,179

Tracking instrument used

Contract

Country/area of origin (generation) of purchased renewable electricity

Luxembourg

Are you able to report the commissioning or re-powering year of the energy generation facility?

No

Commissioning year of the energy generation facility (e.g. date of first commercial operation or repowering)

Vintage of the renewable energy/attribute (i.e. year of generation)

2022

Supply arrangement start year

Additional, voluntary label associated with purchased renewable electricity

No additional, voluntary label

Comment

Country/area of consumption of purchased renewable electricity

Malaysia

Sourcing method

Unbundled procurement of Energy Attribute Certificates (EACs)

Renewable electricity technology type

Hydropower (capacity unknown)

Renewable electricity consumed via selected sourcing method in the reporting year (MWh)

583

Tracking instrument used

I-REC

Country/area of origin (generation) of purchased renewable electricity

Malaysia

Are you able to report the commissioning or re-powering year of the energy generation facility?

Yes

Commissioning year of the energy generation facility (e.g. date of first commercial operation or repowering)

2019

Vintage of the renewable energy/attribute (i.e. year of generation)

2022

Supply arrangement start year

Additional, voluntary label associated with purchased renewable electricity

No additional, voluntary label

Comment

Country/area of consumption of purchased renewable electricity

Malta

Sourcing method

Unbundled procurement of Energy Attribute Certificates (EACs)

Renewable electricity technology type

Hydropower (capacity unknown)

Renewable electricity consumed via selected sourcing method in the reporting year (MWh)

651

Tracking instrument used

GO

Country/area of origin (generation) of purchased renewable electricity

Norway

Are you able to report the commissioning or re-powering year of the energy generation facility?

Yes

Commissioning year of the energy generation facility (e.g. date of first commercial operation or repowering)

2019

Vintage of the renewable energy/attribute (i.e. year of generation)

2022

Supply arrangement start year

Additional, voluntary label associated with purchased renewable electricity

EKOenergy label

Comment

Country/area of consumption of purchased renewable electricity

Mexico

Sourcing method

Unbundled procurement of Energy Attribute Certificates (EACs)

Renewable electricity technology type

Solar

Renewable electricity consumed via selected sourcing method in the reporting year (MWh)

5,166

Tracking instrument used

I-REC

Country/area of origin (generation) of purchased renewable electricity

Mexico

Are you able to report the commissioning or re-powering year of the energy generation facility?

Yes

Commissioning year of the energy generation facility (e.g. date of first commercial operation or repowering)

2014

Vintage of the renewable energy/attribute (i.e. year of generation)

2022

Supply arrangement start year

Additional, voluntary label associated with purchased renewable electricity

No additional, voluntary label

Comment

Country/area of consumption of purchased renewable electricity

Morocco

Sourcing method

Unbundled procurement of Energy Attribute Certificates (EACs)

Renewable electricity technology type

Solar

Renewable electricity consumed via selected sourcing method in the reporting year (MWh)

322

Tracking instrument used

I-REC

Country/area of origin (generation) of purchased renewable electricity

Morocco

Are you able to report the commissioning or re-powering year of the energy generation facility?

No

Commissioning year of the energy generation facility (e.g. date of first commercial operation or repowering)

Vintage of the renewable energy/attribute (i.e. year of generation)

2022

Supply arrangement start year

Additional, voluntary label associated with purchased renewable electricity

Comment

Country/area of consumption of purchased renewable electricity

Netherlands

Sourcing method

Unbundled procurement of Energy Attribute Certificates (EACs)

Renewable electricity technology type

Hydropower (capacity unknown)

Renewable electricity consumed via selected sourcing method in the reporting year (MWh)

10,128

Tracking instrument used

GO

Country/area of origin (generation) of purchased renewable electricity

Norway

Are you able to report the commissioning or re-powering year of the energy generation facility?

Yes

Commissioning year of the energy generation facility (e.g. date of first commercial operation or repowering)

2019

Vintage of the renewable energy/attribute (i.e. year of generation)

2021

Supply arrangement start year

Additional, voluntary label associated with purchased renewable electricity

EKOenergy label

Comment

Country/area of consumption of purchased renewable electricity

Netherlands

Sourcing method

Retail supply contract with an electricity supplier (retail green electricity)

Renewable electricity technology type

Wind

Renewable electricity consumed via selected sourcing method in the reporting year (MWh)

2,158

Tracking instrument used

Contract

Country/area of origin (generation) of purchased renewable electricity

Netherlands

Are you able to report the commissioning or re-powering year of the energy generation facility?

No

Commissioning year of the energy generation facility (e.g. date of first commercial operation or repowering)

Vintage of the renewable energy/attribute (i.e. year of generation)

2022

Supply arrangement start year

Additional, voluntary label associated with purchased renewable electricity

Comment

Country/area of consumption of purchased renewable electricity

Nicaragua

Sourcing method

Unbundled procurement of Energy Attribute Certificates (EACs)

Renewable electricity technology type

Wind

Renewable electricity consumed via selected sourcing method in the reporting year (MWh)

21

Tracking instrument used

I-REC

Country/area of origin (generation) of purchased renewable electricity

Mexico

Are you able to report the commissioning or re-powering year of the energy generation facility?

Yes

Commissioning year of the energy generation facility (e.g. date of first commercial operation or repowering)

2014

Vintage of the renewable energy/attribute (i.e. year of generation)

2021

Supply arrangement start year

Additional, voluntary label associated with purchased renewable electricity

No additional, voluntary label

Comment

Country/area of consumption of purchased renewable electricity

Norway

Sourcing method

Unbundled procurement of Energy Attribute Certificates (EACs)

Renewable electricity technology type

Hydropower (capacity unknown)

Renewable electricity consumed via selected sourcing method in the reporting year (MWh)

3,023

Tracking instrument used

GO

Country/area of origin (generation) of purchased renewable electricity

Norway

Are you able to report the commissioning or re-powering year of the energy generation facility?

Yes

Commissioning year of the energy generation facility (e.g. date of first commercial operation or repowering)

2019

Vintage of the renewable energy/attribute (i.e. year of generation)

2022

Supply arrangement start year

Additional, voluntary label associated with purchased renewable electricity

EKOenergy label

Comment

Country/area of consumption of purchased renewable electricity

Oman

Sourcing method

Unbundled procurement of Energy Attribute Certificates (EACs)

Renewable electricity technology type

Solar

Renewable electricity consumed via selected sourcing method in the reporting year (MWh)

363

Tracking instrument used

I-REC

Country/area of origin (generation) of purchased renewable electricity

Oman

Are you able to report the commissioning or re-powering year of the energy generation facility?

Yes

Commissioning year of the energy generation facility (e.g. date of first commercial operation or repowering)

2020

Vintage of the renewable energy/attribute (i.e. year of generation)

2022

Supply arrangement start year

Additional, voluntary label associated with purchased renewable electricity

No additional, voluntary label

Comment

Country/area of consumption of purchased renewable electricity

Panama

Sourcing method

Unbundled procurement of Energy Attribute Certificates (EACs)

Renewable electricity technology type

Wind

Renewable electricity consumed via selected sourcing method in the reporting year (MWh)

186

Tracking instrument used

I-REC

Country/area of origin (generation) of purchased renewable electricity

Mexico

Are you able to report the commissioning or re-powering year of the energy generation facility?

Yes

Commissioning year of the energy generation facility (e.g. date of first commercial operation or repowering)

2014

Vintage of the renewable energy/attribute (i.e. year of generation)

2022

Supply arrangement start year

Additional, voluntary label associated with purchased renewable electricity

No additional, voluntary label

Comment

Country/area of consumption of purchased renewable electricity

Paraguay

Sourcing method

Default delivered renewable electricity from the grid in a market with 95% or more renewable electricity capacity and where there is no mechanism for specifically allocating renewable electricity

Renewable electricity technology type

Solar

Renewable electricity consumed via selected sourcing method in the reporting year (MWh)

134

Tracking instrument used

Contract

Country/area of origin (generation) of purchased renewable electricity

Paraguay

Are you able to report the commissioning or re-powering year of the energy generation facility?

No

Commissioning year of the energy generation facility (e.g. date of first commercial operation or repowering)

Vintage of the renewable energy/attribute (i.e. year of generation)

2021

Supply arrangement start year

Additional, voluntary label associated with purchased renewable electricity

Comment

Country/area of consumption of purchased renewable electricity

Peru

Sourcing method

Unbundled procurement of Energy Attribute Certificates (EACs)

Renewable electricity technology type

Wind

Renewable electricity consumed via selected sourcing method in the reporting year (MWh)

96

Tracking instrument used

I-REC

Country/area of origin (generation) of purchased renewable electricity

Mexico

Are you able to report the commissioning or re-powering year of the energy generation facility?

Yes

Commissioning year of the energy generation facility (e.g. date of first commercial operation or repowering)

2014

Vintage of the renewable energy/attribute (i.e. year of generation)

2022

Supply arrangement start year

Additional, voluntary label associated with purchased renewable electricity

No additional, voluntary label

Comment

Country/area of consumption of purchased renewable electricity

Philippines

Sourcing method

Unbundled procurement of Energy Attribute Certificates (EACs)

Renewable electricity technology type

Geothermal

Renewable electricity consumed via selected sourcing method in the reporting year (MWh)

727

Tracking instrument used

I-REC

Country/area of origin (generation) of purchased renewable electricity

Philippines

Are you able to report the commissioning or re-powering year of the energy generation facility?

Yes

Commissioning year of the energy generation facility (e.g. date of first commercial operation or repowering)

1979

Vintage of the renewable energy/attribute (i.e. year of generation)

2022

Supply arrangement start year

Additional, voluntary label associated with purchased renewable electricity

No additional, voluntary label

Comment

Country/area of consumption of purchased renewable electricity

Poland

Sourcing method

Retail supply contract with an electricity supplier (retail green electricity)

Renewable electricity technology type

Solar

Renewable electricity consumed via selected sourcing method in the reporting year (MWh)

948

Tracking instrument used

Contract

Country/area of origin (generation) of purchased renewable electricity

Poland

Are you able to report the commissioning or re-powering year of the energy generation facility?

Yes

Commissioning year of the energy generation facility (e.g. date of first commercial operation or repowering)

2019

Vintage of the renewable energy/attribute (i.e. year of generation)

2022

Supply arrangement start year

Additional, voluntary label associated with purchased renewable electricity

No additional, voluntary label

Comment

Country/area of consumption of purchased renewable electricity

Poland

Sourcing method

Unbundled procurement of Energy Attribute Certificates (EACs)

Renewable electricity technology type

Solar

Renewable electricity consumed via selected sourcing method in the reporting year (MWh)

811

Tracking instrument used

GO

Country/area of origin (generation) of purchased renewable electricity

Poland

Are you able to report the commissioning or re-powering year of the energy generation facility?

Yes

Commissioning year of the energy generation facility (e.g. date of first commercial operation or repowering)

2019

Vintage of the renewable energy/attribute (i.e. year of generation)

2022

Supply arrangement start year

Additional, voluntary label associated with purchased renewable electricity

EKOenergy label

Comment

Country/area of consumption of purchased renewable electricity

Portugal

Sourcing method

Retail supply contract with an electricity supplier (retail green electricity)

Renewable electricity technology type

Solar

Renewable electricity consumed via selected sourcing method in the reporting year (MWh)

529

Tracking instrument used

Contract

Country/area of origin (generation) of purchased renewable electricity

Portugal

Are you able to report the commissioning or re-powering year of the energy generation facility?

No

Commissioning year of the energy generation facility (e.g. date of first commercial operation or repowering)

Vintage of the renewable energy/attribute (i.e. year of generation)

2022

Supply arrangement start year

Additional, voluntary label associated with purchased renewable electricity

Comment

Country/area of consumption of purchased renewable electricity

Qatar

Sourcing method

Unbundled procurement of Energy Attribute Certificates (EACs)

Renewable electricity technology type

Solar

Renewable electricity consumed via selected sourcing method in the reporting year (MWh)

425

Tracking instrument used

I-REC

Country/area of origin (generation) of purchased renewable electricity

Qatar

Are you able to report the commissioning or re-powering year of the energy generation facility?

No

Commissioning year of the energy generation facility (e.g. date of first commercial operation or repowering)

Vintage of the renewable energy/attribute (i.e. year of generation)

2022

Supply arrangement start year

Additional, voluntary label associated with purchased renewable electricity

No additional, voluntary label

Comment

Country/area of consumption of purchased renewable electricity

Serbia

Sourcing method

Unbundled procurement of Energy Attribute Certificates (EACs)

Renewable electricity technology type

Solar

Renewable electricity consumed via selected sourcing method in the reporting year (MWh)

260

Tracking instrument used

GO

Country/area of origin (generation) of purchased renewable electricity

Poland

Are you able to report the commissioning or re-powering year of the energy generation facility?

Yes

Commissioning year of the energy generation facility (e.g. date of first commercial operation or repowering)

2019

Vintage of the renewable energy/attribute (i.e. year of generation)

2022

Supply arrangement start year

Additional, voluntary label associated with purchased renewable electricity

EKOenergy label

Comment

Country/area of consumption of purchased renewable electricity

Romania

Sourcing method

Retail supply contract with an electricity supplier (retail green electricity)

Renewable electricity technology type

Wind

Renewable electricity consumed via selected sourcing method in the reporting year (MWh)

513

Tracking instrument used

Contract

Country/area of origin (generation) of purchased renewable electricity

Romania

Are you able to report the commissioning or re-powering year of the energy generation facility?

No

Commissioning year of the energy generation facility (e.g. date of first commercial operation or repowering)

Vintage of the renewable energy/attribute (i.e. year of generation)

2022

Supply arrangement start year

Additional, voluntary label associated with purchased renewable electricity

No additional, voluntary label

Comment

Country/area of consumption of purchased renewable electricity

Romania

Sourcing method

Unbundled procurement of Energy Attribute Certificates (EACs)

Renewable electricity technology type

Solar

Renewable electricity consumed via selected sourcing method in the reporting year (MWh)

243

Tracking instrument used

GO

Country/area of origin (generation) of purchased renewable electricity

Poland

Are you able to report the commissioning or re-powering year of the energy generation facility?

Yes

Commissioning year of the energy generation facility (e.g. date of first commercial operation or repowering)

2019

Vintage of the renewable energy/attribute (i.e. year of generation)

2022

Supply arrangement start year

Additional, voluntary label associated with purchased renewable electricity

EKOenergy label

Comment

Country/area of consumption of purchased renewable electricity

Slovakia

Sourcing method

Retail supply contract with an electricity supplier (retail green electricity)

Renewable electricity technology type

Solar

Renewable electricity consumed via selected sourcing method in the reporting year (MWh)

35

Tracking instrument used

GO

Country/area of origin (generation) of purchased renewable electricity

Poland

Are you able to report the commissioning or re-powering year of the energy generation facility?

Yes

Commissioning year of the energy generation facility (e.g. date of first commercial operation or repowering)

2019

Vintage of the renewable energy/attribute (i.e. year of generation)

2022

Supply arrangement start year

Additional, voluntary label associated with purchased renewable electricity

EKOenergy label

Comment

Country/area of consumption of purchased renewable electricity

Slovakia

Sourcing method

Unbundled procurement of Energy Attribute Certificates (EACs)

Renewable electricity technology type

Solar

Renewable electricity consumed via selected sourcing method in the reporting year (MWh)

95

Tracking instrument used

GO

Country/area of origin (generation) of purchased renewable electricity

Poland

Are you able to report the commissioning or re-powering year of the energy generation facility?

Yes

Commissioning year of the energy generation facility (e.g. date of first commercial operation or repowering)

2019

Vintage of the renewable energy/attribute (i.e. year of generation)

2022

Supply arrangement start year

Additional, voluntary label associated with purchased renewable electricity

EKOenergy label

Comment

Country/area of consumption of purchased renewable electricity

Slovenia

Sourcing method

Unbundled procurement of Energy Attribute Certificates (EACs)

Renewable electricity technology type

Solar

Renewable electricity consumed via selected sourcing method in the reporting year (MWh)

20

Tracking instrument used

GO

Country/area of origin (generation) of purchased renewable electricity

Poland

Are you able to report the commissioning or re-powering year of the energy generation facility?

Yes

Commissioning year of the energy generation facility (e.g. date of first commercial operation or repowering)

2019

Vintage of the renewable energy/attribute (i.e. year of generation)

2022

Supply arrangement start year

Additional, voluntary label associated with purchased renewable electricity

EKOenergy label

Comment

Country/area of consumption of purchased renewable electricity

South Africa

Sourcing method

Unbundled procurement of Energy Attribute Certificates (EACs)

Renewable electricity technology type

Solar

Renewable electricity consumed via selected sourcing method in the reporting year (MWh)

9,133

Tracking instrument used

I-REC

Country/area of origin (generation) of purchased renewable electricity

South Africa

Are you able to report the commissioning or re-powering year of the energy generation facility?

No

Commissioning year of the energy generation facility (e.g. date of first commercial operation or repowering)

Vintage of the renewable energy/attribute (i.e. year of generation)

2022

Supply arrangement start year

Additional, voluntary label associated with purchased renewable electricity

No additional, voluntary label

Comment

Country/area of consumption of purchased renewable electricity

Spain

Sourcing method

Retail supply contract with an electricity supplier (retail green electricity)

Renewable electricity technology type

Solar

Renewable electricity consumed via selected sourcing method in the reporting year (MWh)

8,819

Tracking instrument used

Contract

Country/area of origin (generation) of purchased renewable electricity

Spain

Are you able to report the commissioning or re-powering year of the energy generation facility?

No

Commissioning year of the energy generation facility (e.g. date of first commercial operation or repowering)

Vintage of the renewable energy/attribute (i.e. year of generation)

2022

Supply arrangement start year

Additional, voluntary label associated with purchased renewable electricity

No additional, voluntary label

Comment

Country/area of consumption of purchased renewable electricity

Sweden

Sourcing method

Retail supply contract with an electricity supplier (retail green electricity)

Renewable electricity technology type

Hydropower (capacity unknown)

Renewable electricity consumed via selected sourcing method in the reporting year (MWh)

911

Tracking instrument used

Contract

Country/area of origin (generation) of purchased renewable electricity

Sweden

Are you able to report the commissioning or re-powering year of the energy generation facility?

No

Commissioning year of the energy generation facility (e.g. date of first commercial operation or repowering)

Vintage of the renewable energy/attribute (i.e. year of generation)

2022

Supply arrangement start year

Additional, voluntary label associated with purchased renewable electricity

No additional, voluntary label

Comment

Country/area of consumption of purchased renewable electricity

Sweden

Sourcing method

Unbundled procurement of Energy Attribute Certificates (EACs)

Renewable electricity technology type

Hydropower (capacity unknown)

Renewable electricity consumed via selected sourcing method in the reporting year (MWh)

702

Tracking instrument used

GO

Country/area of origin (generation) of purchased renewable electricity

Norway

Are you able to report the commissioning or re-powering year of the energy generation facility?

Yes

Commissioning year of the energy generation facility (e.g. date of first commercial operation or repowering)

2019

Vintage of the renewable energy/attribute (i.e. year of generation)

2022

Supply arrangement start year

Additional, voluntary label associated with purchased renewable electricity

EKOenergy label

Comment

Country/area of consumption of purchased renewable electricity

Switzerland

Sourcing method

Retail supply contract with an electricity supplier (retail green electricity)

Renewable electricity technology type

Hydropower (capacity unknown)

Renewable electricity consumed via selected sourcing method in the reporting year (MWh)

1,589

Tracking instrument used

Contract

Country/area of origin (generation) of purchased renewable electricity

Switzerland

Are you able to report the commissioning or re-powering year of the energy generation facility?

No

Commissioning year of the energy generation facility (e.g. date of first commercial operation or repowering)

Vintage of the renewable energy/attribute (i.e. year of generation)

2022

Supply arrangement start year

Additional, voluntary label associated with purchased renewable electricity

No additional, voluntary label

Comment

Country/area of consumption of purchased renewable electricity

Switzerland

Sourcing method

Unbundled procurement of Energy Attribute Certificates (EACs)

Renewable electricity technology type

Hydropower (capacity unknown)

Renewable electricity consumed via selected sourcing method in the reporting year (MWh)

185

Tracking instrument used

GO

Country/area of origin (generation) of purchased renewable electricity

Norway

Are you able to report the commissioning or re-powering year of the energy generation facility?

Yes

Commissioning year of the energy generation facility (e.g. date of first commercial operation or repowering)

2019

Vintage of the renewable energy/attribute (i.e. year of generation)

2022

Supply arrangement start year

Additional, voluntary label associated with purchased renewable electricity

EKOenergy label

Comment

Country/area of consumption of purchased renewable electricity

Thailand

Sourcing method

Unbundled procurement of Energy Attribute Certificates (EACs)

Renewable electricity technology type

Solar

Renewable electricity consumed via selected sourcing method in the reporting year (MWh)

313

Tracking instrument used

I-REC

Country/area of origin (generation) of purchased renewable electricity

Thailand

Are you able to report the commissioning or re-powering year of the energy generation facility?

Yes

Commissioning year of the energy generation facility (e.g. date of first commercial operation or repowering)

2014

Vintage of the renewable energy/attribute (i.e. year of generation)

2022

Supply arrangement start year

Additional, voluntary label associated with purchased renewable electricity

No additional, voluntary label

Comment

Country/area of consumption of purchased renewable electricity

Turkey

Sourcing method

Unbundled procurement of Energy Attribute Certificates (EACs)

Renewable electricity technology type

Solar

Renewable electricity consumed via selected sourcing method in the reporting year (MWh)

447

Tracking instrument used

GO

Country/area of origin (generation) of purchased renewable electricity

Poland

Are you able to report the commissioning or re-powering year of the energy generation facility?

Yes

Commissioning year of the energy generation facility (e.g. date of first commercial operation or repowering)

2019

Vintage of the renewable energy/attribute (i.e. year of generation)

2022

Supply arrangement start year

Additional, voluntary label associated with purchased renewable electricity

EKOenergy label

Comment

Country/area of consumption of purchased renewable electricity

United Kingdom of Great Britain and Northern Ireland

Sourcing method

Retail supply contract with an electricity supplier (retail green electricity)

Renewable electricity technology type

Wind

Renewable electricity consumed via selected sourcing method in the reporting year (MWh)

19,157

Tracking instrument used

Contract

Country/area of origin (generation) of purchased renewable electricity

United Kingdom of Great Britain and Northern Ireland

Are you able to report the commissioning or re-powering year of the energy generation facility?

No

Commissioning year of the energy generation facility (e.g. date of first commercial operation or repowering)

Vintage of the renewable energy/attribute (i.e. year of generation)

2022

Supply arrangement start year

Additional, voluntary label associated with purchased renewable electricity

No additional, voluntary label

Comment

Country/area of consumption of purchased renewable electricity

United Kingdom of Great Britain and Northern Ireland

Sourcing method

Unbundled procurement of Energy Attribute Certificates (EACs)

Renewable electricity technology type

Sustainable Biomass

Renewable electricity consumed via selected sourcing method in the reporting year (MWh)

2,742

Tracking instrument used

REGO

Country/area of origin (generation) of purchased renewable electricity

United Kingdom of Great Britain and Northern Ireland

Are you able to report the commissioning or re-powering year of the energy generation facility?

Yes

Commissioning year of the energy generation facility (e.g. date of first commercial operation or repowering)

2015

Vintage of the renewable energy/attribute (i.e. year of generation)

2022

Supply arrangement start year

Additional, voluntary label associated with purchased renewable electricity

No additional, voluntary label

Comment

Country/area of consumption of purchased renewable electricity

United Arab Emirates

Sourcing method

Unbundled procurement of Energy Attribute Certificates (EACs)

Renewable electricity technology type

Solar

Renewable electricity consumed via selected sourcing method in the reporting year (MWh)

2,347

Tracking instrument used

I-REC

Country/area of origin (generation) of purchased renewable electricity

United Arab Emirates

Are you able to report the commissioning or re-powering year of the energy generation facility?

No

Commissioning year of the energy generation facility (e.g. date of first commercial operation or repowering)

Vintage of the renewable energy/attribute (i.e. year of generation)

2022

Supply arrangement start year

Additional, voluntary label associated with purchased renewable electricity

No additional, voluntary label

Comment

Country/area of consumption of purchased renewable electricity

United States of America

Sourcing method

Unbundled procurement of Energy Attribute Certificates (EACs)

Renewable electricity technology type

Wind

Renewable electricity consumed via selected sourcing method in the reporting year (MWh)

105,575

Tracking instrument used

US-REC

Country/area of origin (generation) of purchased renewable electricity

United States of America

Are you able to report the commissioning or re-powering year of the energy generation facility?

Yes

Commissioning year of the energy generation facility (e.g. date of first commercial operation or repowering)

2019

Vintage of the renewable energy/attribute (i.e. year of generation)

2022

Supply arrangement start year

Additional, voluntary label associated with purchased renewable electricity

Green-e

Comment

Country/area of consumption of purchased renewable electricity

Uruguay

Sourcing method

Default delivered renewable electricity from the grid in a market with 95% or more renewable electricity capacity and where there is no mechanism for specifically allocating renewable electricity

Renewable electricity technology type

Solar

Renewable electricity consumed via selected sourcing method in the reporting year (MWh)

203

Tracking instrument used

Contract

Country/area of origin (generation) of purchased renewable electricity

Uruguay

Are you able to report the commissioning or re-powering year of the energy generation facility?

No

Commissioning year of the energy generation facility (e.g. date of first commercial operation or repowering)

Vintage of the renewable energy/attribute (i.e. year of generation)

2022

Supply arrangement start year

Additional, voluntary label associated with purchased renewable electricity

No additional, voluntary label

Comment

Country/area of consumption of purchased renewable electricity

Venezuela (Bolivarian Republic of)

Sourcing method

Unbundled procurement of Energy Attribute Certificates (EACs)

Renewable electricity technology type

Wind

Renewable electricity consumed via selected sourcing method in the reporting year (MWh)

139

Tracking instrument used

I-REC

Country/area of origin (generation) of purchased renewable electricity

Mexico

Are you able to report the commissioning or re-powering year of the energy generation facility?

Yes

Commissioning year of the energy generation facility (e.g. date of first commercial operation or repowering)

2014

Vintage of the renewable energy/attribute (i.e. year of generation)

2022

Supply arrangement start year

Additional, voluntary label associated with purchased renewable electricity

No additional, voluntary label

Comment

Country/area of consumption of purchased renewable electricity

Viet Nam

Sourcing method

Unbundled procurement of Energy Attribute Certificates (EACs)

Renewable electricity technology type

Hydropower (capacity unknown)

Renewable electricity consumed via selected sourcing method in the reporting year (MWh)

347

Tracking instrument used

I-REC

Country/area of origin (generation) of purchased renewable electricity

Viet Nam

Are you able to report the commissioning or re-powering year of the energy generation facility?

Yes

Commissioning year of the energy generation facility (e.g. date of first commercial operation or repowering)

2014

Vintage of the renewable energy/attribute (i.e. year of generation)

2022

Supply arrangement start year

Additional, voluntary label associated with purchased renewable electricity

Comment

C8.2i

(C8.2i) Provide details of your organization's low-carbon heat, steam, and cooling purchases in the reporting year by country/area..

Sourcing method

None (no purchases of low-carbon heat, steam, or cooling)

Country/area of consumption of low-carbon heat, steam or cooling

Energy carrier

Low-carbon technology type

Low-carbon heat, steam, or cooling consumed (MWh)

Comment

C8.2j

(C8.2j) Provide details of your organization’s renewable electricity generation by country/area in the reporting year.

C8.2k

(C8.2k) Describe how your organization’s renewable electricity sourcing strategy directly or indirectly contributes to bringing new capacity into the grid in the countries/areas in which you operate.

C8.2l

(C8.2l) In the reporting year, has your organization faced any challenges to sourcing renewable electricity?

Challenges to sourcing renewable electricity	
Row 1	Yes, in specific countries/areas in which we operate

C8.2m

(C8.2m) Provide details of the country/area-specific challenges to sourcing renewable electricity faced by your organization in the reporting year.

Country/area	Reason(s) why it was challenging to source renewable electricity within selected country/area	Provide additional details of the barriers faced within this country/area
Singapore	Prohibitively priced renewable electricity	

C9. Additional metrics

C9.1

(C9.1) Provide any additional climate-related metrics relevant to your business.

C10. Verification

C10.1

(C10.1) Indicate the verification/assurance status that applies to your reported emissions.

	Verification/assurance status
Scope 1	Third-party verification or assurance process in place
Scope 2 (location-based or market-based)	Third-party verification or assurance process in place
Scope 3	Third-party verification or assurance process in place

C10.1a

(C10.1a) Provide further details of the verification/assurance undertaken for your Scope 1 emissions, and attach the relevant statements.

Verification or assurance cycle in place

Annual process

Status in the current reporting year

Complete

Type of verification or assurance

Limited assurance

Attach the statement

 deloitte-uk-annual-review-2022-nse-assurance-statement.pdf

Page/ section reference

Conclusions of the limited assurance engagement are presented on page 4. Scope 1 emissions amounts are presented within 'Statement of Assured FY22 Greenhouse Gas Emissions Data' on page 5 of the Independent Limited Assurance Statement.

Assurance covers all entities and all facilities either owned or under the operational control of Deloitte LLP in Belgium, Denmark, Finland, Greece, Iceland, Ireland, Italy, Malta, Middle East, The Netherlands, Norway, Sweden, Switzerland, and the UK

Relevant standard

ISAE3000

Proportion of reported emissions verified (%)

100

C10.1b

(C10.1b) Provide further details of the verification/assurance undertaken for your Scope 2 emissions and attach the relevant statements.

Scope 2 approach

Scope 2 market-based

Verification or assurance cycle in place

Annual process


Status in the current reporting year

Complete

Type of verification or assurance

Limited assurance

Attach the statement

 deloitte-uk-annual-review-2022-nse-assurance-statement.pdf

Page/ section reference

Conclusions of the limited assurance engagement are presented on page 4. Scope 2 emissions amounts are presented within 'Statement of Assured FY22 Greenhouse Gas Emissions Data' on page 5 of the Independent Limited Assurance Statement.

Assurance covers all entities and all facilities either owned or under the operational control of Deloitte LLP in Belgium, Denmark, Finland, Greece, Iceland, Ireland, Italy, Malta, Middle East, The Netherlands, Norway, Sweden, Switzerland, and the UK

Relevant standard

ISAE3000

Proportion of reported emissions verified (%)

100

C10.1c

(C10.1c) Provide further details of the verification/assurance undertaken for your Scope 3 emissions and attach the relevant statements.

Scope 3 category

- Scope 3: Purchased goods and services
- Scope 3: Capital goods
- Scope 3: Upstream transportation and distribution
- Scope 3: Business travel
- Scope 3: Employee commuting
- Scope 3: Upstream leased assets

Verification or assurance cycle in place

Annual process


Status in the current reporting year

Complete

Type of verification or assurance

Limited assurance

Attach the statement

 deloitte-uk-annual-review-2022-nse-assurance-statement.pdf

Page/section reference

Conclusions of the limited assurance engagement are presented on page 4. Scope 3 emissions amounts are presented within 'Statement of Assured FY22 Greenhouse Gas Emissions Data' on pages 5 and 6 of the Independent Limited Assurance Statement.

Assurance covers all entities and all facilities either owned or under the operational control of Deloitte LLP in Belgium, Denmark, Finland, Greece, Iceland, Ireland, Italy, Malta, Middle East, The Netherlands, Norway, Sweden, Switzerland, and the UK

Relevant standard

ISAE3000

Proportion of reported emissions verified (%)

100

C10.2

(C10.2) Do you verify any climate-related information reported in your CDP disclosure other than the emissions figures reported in C6.1, C6.3, and C6.5?

Yes

C10.2a

(C10.2a) Which data points within your CDP disclosure have been verified, and which verification standards were used?

Disclosure module verification relates to	Data verified	Verification standard	Please explain
C8. Energy	Energy consumption	ISAE3000	Energy consumption has been reviewed as a part of the limited assurance engagement. Assurance covers all entities and all facilities either owned or under the operational control of Deloitte LLP in Belgium, Denmark, Finland, Greece, Iceland, Ireland, Italy, Malta, Middle East, The Netherlands, Norway, Sweden, Switzerland, and the UK.

C6. Emissions data	Year on year change in emissions (Scope 1 and 2)	ISAE3000	Year on year change in emissions has been reviewed as a part of the limited assurance engagement. Assurance covers all entities and all facilities either owned or under the operational control of Deloitte LLP in Belgium, Denmark, Finland, Greece, Iceland, Ireland, Italy, Malta, Middle East, The Netherlands, Norway, Sweden, Switzerland, and the UK.
C6. Emissions data	Year on year change in emissions (Scope 3)	ISAE3000	Year on year change in emissions has been reviewed as a part of the limited assurance engagement. Assurance covers all entities and all facilities either owned or under the operational control of Deloitte LLP in Belgium, Denmark, Finland, Greece, Iceland, Ireland, Italy, Malta, Middle East, The Netherlands, Norway, Sweden, Switzerland, and the UK.

C11. Carbon pricing

C11.1

(C11.1) Are any of your operations or activities regulated by a carbon pricing system (i.e. ETS, Cap & Trade or Carbon Tax)?

No, and we do not anticipate being regulated in the next three years

C11.2

(C11.2) Has your organization canceled any project-based carbon credits within the reporting year?

Yes

C11.2a

(C11.2a) Provide details of the project-based carbon credits canceled by your organization in the reporting year.

Project type

Afforestation

Type of mitigation activity

Carbon removal

Project description

Winner of Nature and Biodiversity Project of the Year at the 2022 Edie Sustainability Leaders Awards, this innovative project applies natural soil microbes called mycorrhizae to seedlings in order to improve the health and growth rate of trees planted across degraded lands in Chile. Carbon finance enables the adoption of the mycorrhizal technology to saplings while they are in nurseries, it also facilitates loans for landowners to do the initial planting. Approximately 6,000 hectares have been planted so far, working with 21 small and medium-sized landowners, who share the net profits from the sale of carbon credits with the project developer.

In consultation with landowners and the Chilean state forestry department, three tree species were selected: Eucalyptus, Pine, and native Quillay Saponaria. To incentivize the continued involvement of landowners through income opportunities from timber, sustainable harvesting takes place 10-20 years after planting, at which point they are replaced with new saplings and the cycle continues.

Credits canceled by your organization from this project in the reporting year (metric tons CO₂e)

52,768

Purpose of cancellation

Voluntary offsetting

Are you able to report the vintage of the credits at cancellation?

Yes

Vintage of credits at cancellation

2021

Were these credits issued to or purchased by your organization?

Purchased

Credits issued by which carbon-crediting program

VCS (Verified Carbon Standard)

Method(s) the program uses to assess additionality for this project

Barrier analysis

Other, please specify

Common practice analysis

Approach(es) by which the selected program requires this project to address reversal risk

Monitoring and compensation

Potential sources of leakage the selected program requires this project to have assessed

Other, please specify

No leakage attributable to the project activity since there is no displacement of agricultural production or displacement of households from within the project boundary.

Provide details of other issues the selected program requires projects to address

VCS AFOLU Requirements Section 3.1.5: Negative environmental and socio-economic impacts project proponents shall identify potential negative environmental and socio-economic impacts and shall take steps to mitigate them.

No negative impacts have been envisioned for the project activity, reforestation of degraded lands. The project improves eroded and deteriorated soils; protects waterways and their sources; and uses forest species common in Chile that were known not to present any negative environmental impacts.

Comment

Project is registered on Verra's VCS registry under ID 1055, where relevant project documents are publicly available.

C11.3

(C11.3) Does your organization use an internal price on carbon?

Yes

C11.3a

(C11.3a) Provide details of how your organization uses an internal price on carbon.

Type of internal carbon price

Internal fee

How the price is determined

Price/cost of voluntary carbon offset credits

Objective(s) for implementing this internal carbon price

Drive low-carbon investment

Scope(s) covered

Scope 1

Scope 2

Scope 3 (upstream)

Pricing approach used – spatial variance

Uniform

Pricing approach used – temporal variance

Evolutionary

Indicate how you expect the price to change over time

Deloitte expects the price to increase over time.

Actual price(s) used – minimum (currency as specified in C0.4 per metric ton CO2e)

10

Actual price(s) used – maximum (currency as specified in C0.4 per metric ton CO2e)

100

Business decision-making processes this internal carbon price is applied to

Operations

Procurement

Mandatory enforcement of this internal carbon price within these business decision-making processes

Yes, for all decision-making processes

Explain how this internal carbon price has contributed to the implementation of your organization’s climate commitments and/or climate transition plan

The internal carbon price is an important component of Deloitte’s WorldClimate strategy and, specifically, its goal of reducing business travel emissions. Carbon price is applied to operational emissions and business travel emissions and promotes the transition to low-carbon service delivery options such as virtual meetings, reduction of air travel, and switching to lower carbon travel modes. Carbon price provides a mechanism to influence decision making and incentivize behavioral changes aligned with Deloitte’s decarbonization strategy. While for a number of years Deloitte firms have purchased carbon credits to offset unabated operational and business travel emissions, a minimum climate price has been more recently agreed to as an alternative to these purchases. Deloitte firms can opt to either purchase carbon credits to offset their unabated operational and business travel emissions or invest funds equivalent to the carbon price of their emissions to be used in beyond-value-chain mitigation measures.

C12. Engagement

C12.1

(C12.1) Do you engage with your value chain on climate-related issues?

Yes, our suppliers

Yes, our customers/clients

Yes, other partners in the value chain

C12.1a

(C12.1a) Provide details of your climate-related supplier engagement strategy.

Type of engagement

Engagement & incentivization (changing supplier behavior)

Details of engagement

Facilitate adoption of a unified climate transition approach with suppliers

% of suppliers by number

% total procurement spend (direct and indirect)

% of supplier-related Scope 3 emissions as reported in C6.5

70

Rationale for the coverage of your engagement

Deloitte has established a goal of having two thirds of its suppliers (by emissions) set science-based targets by 2025. Suppliers were selected for engagement based on FY22 emissions with the highest Scope 3 emission suppliers being flagged for direct engagement. Climate change and carbon footprint data collected annually allows Deloitte to further prioritize one-on-one engagement with those suppliers that have yet to set science-based targets. Deloitte continues to use the CDP Platform to engage its largest suppliers for annual reporting of emissions. This also allows Deloitte to understand supplier impact on Deloitte's GHG inventory in greater detail. Deloitte Global Procurement and sustainability teams remain in close contact with the initial group of largest suppliers selected for engagement. Once identified for engagement, suppliers are monitored throughout the engagement process, and any suppliers who have not activated their CDP account or submitted their CDP response, are followed up to further encourage and emphasize the importance of their participation. The intent is to educate, engage with, and influence suppliers on the topic of climate change as Deloitte progresses with the implementation of its climate strategy. Supplier engagement is a focus for Deloitte given the magnitude of emissions from purchased goods and services.

Impact of engagement, including measures of success

The ultimate measure of success is the decrease of Deloitte's emissions. Considering the core business of Deloitte and the fact that Scope 3 emissions account for more than 90% of Deloitte's total emissions in FY22, the focus is on engaging with the Deloitte network's supply chain to reduce Scope 3 emissions. Deloitte Global continues to monitor its supply chain for Scope 3 emissions annually via CDP as well as track the suppliers that have committed or set science-based targets, and those that have a net-zero ambition publicly displayed on Science Based Target initiative's webpage.

In the time since Deloitte's supplier engagement goal was validated by the Science Based Targets initiative (SBTi), Deloitte has been tracking the number of Deloitte suppliers with validated science-based targets and the number of suppliers committed to setting science-based targets. Deloitte recognizes that it will take time for suppliers to implement their decarbonization strategies and to have an impact on Deloitte's GHG footprint, however Deloitte Global has dedicated procurement resources to engage with suppliers to collaborate on this transition. In the meantime, the measure of success is

the percentage of suppliers that have set near-term science-based targets. Deloitte's goal is to reach 67% (by emissions) by 2025. As of May 2022 (fiscal year-end of the reported year), approximately 24 percent of targeted suppliers have set or committed to setting near-term science-based targets and 14 percent have set a near-term target, which is a 6 percent increase over the previous year. As of the most recent calculation in May 2023, approximately 40 percent of targeted suppliers have set or committed to setting near-term science-based targets.

Comment

C12.1b

(C12.1b) Give details of your climate-related engagement strategy with your customers.

Type of engagement & Details of engagement

Education/information sharing

Run an engagement campaign to educate customers about the climate change impacts of (using) your products, goods, and/or services

% of customers by number

6.3

% of customer - related Scope 3 emissions as reported in C6.5

Please explain the rationale for selecting this group of customers and scope of engagement

Subject to applicable laws, regulations, and professional obligations, Deloitte works with clients on a broad set of topics related to climate change including (but not limited to) educating them on why it is important, policies and reporting requirements, financial obligations, strategy and path to net-zero, supply chain strategies and implementation, climate risk and resilience and other types of client engagement on climate issues. Deloitte selects clients for this type of engagement based on the following criteria: clients expressing interest in sustainability and climate topics, clients in industries with high transition risks, and clients where Deloitte existing relationships facilitate dialog on the topics of sustainability and climate.

Impact of engagement, including measures of success

Deloitte tracks the number of client accounts in pipeline and won and total sales from delivering climate-related services to clients as a measure of success for client educational engagement. As a result of the engagement efforts, the number of client accounts with sustainability and climate won increased by 22% and sales of sustainability and climate related services increased by 59%.

C12.1d

(C12.1d) Give details of your climate-related engagement strategy with other partners in the value chain.

Deloitte engages with others in the value chain, including responding to industry analysts, engaging with professional groups focused on reporting matters, educating others, and engaging in societal impact projects with foundations and **non-governmental organization** (NGOs). Deloitte's engagement strategy is focused on a variety of interactions, as a multi-faceted approach is considered best suited to help ensure success of overall engagement – interactions may be one-on-one discussions, meetings, conferences, or working groups. Success is measured through increased engagement with others, actionable items that are implemented by Deloitte firms, position paper development, publications, and overall professional development of those involved. Prioritization of who to engage with is influenced by areas of knowledge and service offerings, participation of peers, importance of the particular topic to Deloitte, and availability of resources to support the undertakings.

Deloitte also engages with its own people to educate them on climate change and actions they can take personally to help address it. In 2022, Deloitte continued to offer a climate learning program to all Deloitte people worldwide. Developed in collaboration with World Wildlife Fund (WWF), the course was designed to engage Deloitte people on the impacts of climate change, inform them about how Deloitte is responding to the climate crisis, and inspire Deloitte people to take action in their own lives including through personal choices in the areas of food, home, purchasing and travel. As of March 2023, 388,000 Deloitte people have completed the course with 95% indicating they commit to taking action to reduce their climate change impact. Note that this training is separate from role-specific training that also occurs at Deloitte.

Deloitte engages with non-profit organizations, industry groups and international bodies on climate-change matters through reports, thought pieces, forums, and consultation on position papers. Organizations with which Deloitte entities engage on climate-related issues include the World Business Council for Sustainable Development, the World Resources Institute, Ceres, the World Wildlife Fund (US), the Task Force on Climate Related Financial Disclosures, the Global Financial Alliance for Net Zero, the First Mover's Coalition, and the International Sustainability Standards Board.

C12.2

(C12.2) Do your suppliers have to meet climate-related requirements as part of your organization's purchasing process?

Yes, climate-related requirements are included in our supplier contracts

C12.2a

(C12.2a) Provide details of the climate-related requirements that suppliers have to meet as part of your organization's purchasing process and the compliance mechanisms in place.

Climate-related requirement

Setting a science-based emissions reduction target

Description of this climate related requirement

Setting science based carbon reduction goals aligned with 1.5 degree pathway (near term).

% suppliers by procurement spend that have to comply with this climate-related requirement

67

% suppliers by procurement spend in compliance with this climate-related requirement

14

Mechanisms for monitoring compliance with this climate-related requirement

Supplier scorecard or rating

Response to supplier non-compliance with this climate-related requirement

Retain and engage

Climate-related requirement

Climate-related disclosure through a public platform

Description of this climate related requirement

Reporting to CDP climate change questionnaire

% suppliers by procurement spend that have to comply with this climate-related requirement

70

% suppliers by procurement spend in compliance with this climate-related requirement

Mechanisms for monitoring compliance with this climate-related requirement

Supplier scorecard or rating

Response to supplier non-compliance with this climate-related requirement

Retain and engage

Climate-related requirement

Complying with regulatory requirements

Description of this climate related requirement

The Deloitte Supplier Code of Conduct requires regulatory compliance as it relates to all aspects of the supplier's operations, including environmental .

% suppliers by procurement spend that have to comply with this climate-related requirement

100

% suppliers by procurement spend in compliance with this climate-related requirement

Mechanisms for monitoring compliance with this climate-related requirement

Supplier scorecard or rating

Response to supplier non-compliance with this climate-related requirement

Retain and engage

C12.3

(C12.3) Does your organization engage in activities that could either directly or indirectly influence policy, law, or regulation that may impact the climate?

Row 1

External engagement activities that could directly or indirectly influence policy, law, or regulation that may impact the climate

Yes, we engage directly with policy makers

Yes, our membership of/engagement with trade associations could influence policy, law, or regulation that may impact the climate

Yes, we fund organizations or individuals whose activities could influence policy, law, or regulation that may impact the climate

Does your organization have a public commitment or position statement to conduct your engagement activities in line with the goals of the Paris Agreement?

No, but we plan to have one in the next two years

Describe the process(es) your organization has in place to ensure that your external engagement activities are consistent with your climate commitments and/or climate transition plan

Deloitte Global has a due diligence and approval process in place to determine whether it will sign a third-party commitment or pledge, including those that influence policy. The Deloitte Global Risk team assesses each commitment as part of this due diligence process and engages other Deloitte Global teams including Legal, Public Policy, Corporate Responsibility & Sustainability, Ethics, Office of the CEO and Brand & Communications as necessary. Depending on the nature of the request, additional Deloitte groups and/or Deloitte firms may also be consulted.

C12.3a

(C12.3a) On what policy, law, or regulation that may impact the climate has your organization been engaging directly with policy makers in the reporting year?

Specify the policy, law, or regulation on which your organization is engaging with policy makers

EU sustainability reporting standards (ESRS)

Category of policy, law, or regulation that may impact the climate

Climate change mitigation

Focus area of policy, law, or regulation that may impact the climate

Climate-related reporting

Policy, law, or regulation geographic coverage

Regional

Country/area/region the policy, law, or regulation applies to

Europe

Your organization's position on the policy, law, or regulation

Support with minor exceptions

Description of engagement with policy makers

Participating in the work of European Financial Reporting Advisory Group (EFRAG) which prepares technical advice on ESRS, replying to public consultations.

Details of exceptions (if applicable) and your organization's proposed alternative approach to the policy, law or regulation

Principally, there is uncertainty of interoperability of ESRS with ISSB standards due to an unaligned definition of financial materiality under both frameworks. Deloitte supports ESRS alignment with the ISSB's definition.

Have you evaluated whether your organization's engagement on this policy, law, or regulation is aligned with the goals of the Paris Agreement?

Yes, we have evaluated, and it is aligned

Please explain whether this policy, law or regulation is central to the achievement of your climate transition plan and, if so, how?

Climate-related reporting promotes transparency around actions organizations take to address climate change. Deloitte's climate transition plan depends heavily on the actions of its suppliers. Regulatory requirements to report consistent and comparable climate-related information will allow for better informed supplier decision making that takes into account environmental performance and ambition.

C12.3b

(C12.3b) Provide details of the trade associations your organization is a member of, or engages with, which are likely to take a position on any policy, law or regulation that may impact the climate.

Trade association

Other, please specify

National Center for APEC (Asia Pacific Economic Cooperation), a business association that facilitates private sector participation and interaction with the APEC member economies on trade, investment, and regional cooperation.

Is your organization's position on climate change policy consistent with theirs?

Consistent

Has your organization attempted to influence their position in the reporting year?

No, we did not attempt to influence their position

Describe how your organization's position is consistent with or differs from the trade association's position, and any actions taken to influence their position

Deloitte's position on climate change aligns with NCAPEC's position on climate-related policies, laws and regulations. To promote sustainable practices and policies in APEC, NCAPEC advocates for market-based solutions that support the sharing of information and adoption of best practices between the public and private sectors. NCAPEC brings market-based recommendations and solutions for reducing carbon emissions to a range of APEC's fora, including the Energy Working Group (EWG), Committee on Trade and Investment (CTI), Transportation Working Group (TPTWG), Asia-Pacific Financial Forum (APFF), and the Policy Partnership on Food Security (PPFS). NCAPEC also coordinates private sector participation in APEC Ministerial, Senior Official Meetings, and Working Groups. These meetings generate recommendations on policies and identify areas of cooperation. APEC's theme this year is on sustainability, resilience and equity and, as such, the meetings coordinated by NCAPEC will have a focus on climate change consistent with the Paris Agreement and include decarbonization, net-zero, climate finance, and international cooperation on climate topics.

Funding figure your organization provided to this trade association in the reporting year (currency as selected in C0.4)

Describe the aim of your organization's funding

Have you evaluated whether your organization's engagement with this trade association is aligned with the goals of the Paris Agreement?

Yes, we have evaluated, and it is aligned

C12.3c

(C12.3c) Provide details of the funding you provided to other organizations or individuals in the reporting year whose activities could influence policy, law, or regulation that may impact the climate.

Type of organization or individual

Non-Governmental Organization (NGO) or charitable organization

State the organization or individual to which you provided funding

World Resources Institute (WRI)

Funding figure your organization provided to this organization or individual in the reporting year (currency as selected in C0.4)

50,000

Describe the aim of this funding and how it could influence policy, law or regulation that may impact the climate

Funding is for membership in the Corporate Consultative Group; membership dues provide philanthropic, unrestricted support to WRI. WRI's independent and unbiased research has earned them a reputation for practical solutions and global impact on sustainability. Some of WRI's objective and project strategies are premised on achieving changes in government policy and passing legislation. From time to time, the political context in which WRI operates could potentially create an opening for WRI to influence policy discussions, especially in the United States. Their reputation for analytical excellence combined with a focus on results is leading to increasing opportunities to shape and directly influence legislation. Notably, these activities represent a small minority of WRI's operating budget. The Institute is a non-partisan organization seeking to effect change at scale. All staff must adhere to WRI's Lobbying Policy, which provides guidance to staff on how to determine when activities must be accounted for as lobbying according to IRS regulations.

Have you evaluated whether this funding is aligned with the goals of the Paris Agreement?

Yes, we have evaluated, and it is aligned

C12.4

(C12.4) Have you published information about your organization's response to climate change and GHG emissions performance for this reporting year in places other than in your CDP response? If so, please attach the publication(s).


Publication

In mainstream reports, incorporating the TCFD recommendations

Status

Underway – previous year attached

Attach the document

 gx-deloitte-global-impact-report-tcf-d-reporting.pdf

Page/Section reference

Content elements

Governance
Strategy
Risks & opportunities
Emissions figures
Emission targets

Comment

Publication

In voluntary sustainability report

Status

Complete

Attach the document

 FY2022 Deloitte GIR.pdf

Page/Section reference

Content elements

Governance
Strategy
Risks & opportunities
Emissions figures
Emission targets

Comment

C12.5

(C12.5) Indicate the collaborative frameworks, initiatives and/or commitments related to environmental issues for which you are a signatory/member.

	Environmental collaborative framework, initiative and/or commitment	Describe your organization's role within each framework, initiative and/or commitment
Row 1	Business Ambition for 1.5C RE100 Science Based Targets Network (SBTN) UN Global Compact World Business Council for Sustainable Development (WBCSD)	Deloitte has committed to all three core initiatives of the Climate Group that support renewable electricity (RE100), electric vehicles adoption (EV100) and energy efficiency/productivity (EP100). Deloitte is a signatory to Business Ambition for 1.5C. Deloitte has near term emission reduction goals validated by the Science Based Targets initiative. Deloitte is a founding member of the UNGC (July 2000) and maintains an Active Level of membership with UNGC. Deloitte is a member of WBCSD.

C15. Biodiversity

C15.1

(C15.1) Is there board-level oversight and/or executive management-level responsibility for biodiversity-related issues within your organization?

	Board-level oversight and/or executive management-level responsibility for biodiversity-related issues	Description of oversight and objectives relating to biodiversity
Row 1	Yes, executive management-level responsibility	

C15.2

(C15.2) Has your organization made a public commitment and/or endorsed any initiatives related to biodiversity?

	Indicate whether your organization made a public commitment or endorsed any initiatives related to biodiversity
Row 1	No, but we plan to do so within the next 2 years

C15.3

(C15.3) Does your organization assess the impacts and dependencies of its value chain on biodiversity?

Impacts on biodiversity

Indicate whether your organization undertakes this type of assessment

No, but we plan to within the next two years

Dependencies on biodiversity

Indicate whether your organization undertakes this type of assessment

No and we don't plan to within the next two years

C15.4

(C15.4) Does your organization have activities located in or near to biodiversity-sensitive areas in the reporting year?

Yes

C15.4a

(C15.4a) Provide details of your organization's activities in the reporting year located in or near to biodiversity -sensitive areas.

C15.5

(C15.5) What actions has your organization taken in the reporting year to progress your biodiversity-related commitments?

	Have you taken any actions in the reporting period to progress your biodiversity-related commitments?
Row 1	No, we are not taking any actions to progress our biodiversity-related commitments, but we plan to within the next two years

C15.6

(C15.6) Does your organization use biodiversity indicators to monitor performance across its activities?

	Does your organization use indicators to monitor biodiversity performance?	Indicators used to monitor biodiversity performance
Row 1	No, we do not use indicators, but plan to within the next two years	

C15.7

(C15.7) Have you published information about your organization’s response to biodiversity-related issues for this reporting year in places other than in your CDP response? If so, please attach the publication(s).

Report type	Content elements	Attach the document and indicate where in the document the relevant biodiversity information is located
-------------	------------------	---

C16. Signoff

C-FI

(C-FI) Use this field to provide any additional information or context that you feel is relevant to your organization's response. Please note that this field is optional and is not scored.

C16.1

(C16.1) Provide details for the person that has signed off (approved) your CDP climate change response.

	Job title	Corresponding job category
Row 1	Deloitte Global Chief Sustainability Officer	Chief Sustainability Officer (CSO)